

Report of Energy Audit Cell (EAC) formed vide order no Comml/EAC/2759 Dt 30.12.2021

Report for the period of July 2021 to Sept 2021

About BEE

The Government of India has set up Bureau of Energy Efficiency (BEE) on 1st March 2002 under the provision of the Energy Conservation Act, 2001. The mission of Bureau of Energy Efficiency is to assist in developing policies and strategies with a thrust on self-regulation and market principles with the primary objective of reducing energy intensity of the Indian economy within the overall framework of the Energy Conservation Act, 2001. This will be achieved with active participation of all stakeholders, resulting into accelerated and sustained adoption of energy efficiency in all sectors.

Role of BEE

The Bureau of Energy Efficiency is an agency of the Government of India, under the Ministry of Power created in March 2002 under the provisions of the nation's 2001 Energy Conservation Act.[1] The agency's function is to develop programs which will increase the conservation and efficient use of energy in India.[2] The government has proposed to make it mandatory for certain appliances in India to have ratings by the BEE starting in January 2010.[3] The mission of Bureau of Energy Efficiency is to "institutionalise" energy efficiency services, enable delivery mechanisms in the country and provide leadership to energy efficiency in all sectors of the country. The primary objective would be to reduce energy intensity in the economy.

The broad objectives of BEE are as follows:

- To exert leadership and provide policy recommendation and direction to national energy conservation and efficiency efforts and programs.
- To coordinate energy efficiency and conservation policies and programs and take it to the stakeholders
- To establish systems and procedures to measure, monitor and verify energy efficiency results in individual sectors as well as at a macro level.
- To leverage multi-lateral, bi-lateral, and private sector support in implementation of Energy Conservation Act and efficient use of energy and its conservation programs.
- To demonstrate delivery of energy efficiency services as mandated in the EC bill through private-public partnerships.
- To interpret, plan and manage energy conservation programs as envisaged in the Energy Conservation Act.

- To promote research and development in energy efficiency and energy conservation.
- To develop testing and certification procedures for energy consumption of equipment and appliances and promote the testing facilities.
- To strengthen consultancy services in the field of energy conservation

About Sector

Introduction of Verification Firm

Introduction of DISCOM (DC)

i. Name and Address of Designated Consumer

Damodar Valley Corporation (DVC)

ii. Name and contact details of energy manager (BEE Certified, if any) and Authorized signatory of DC (Nodal Officer)

Nodal Officer: Mr. Debashis Dey, Chief Engineer – I, Commercial Department. Damodar Valley Corporation

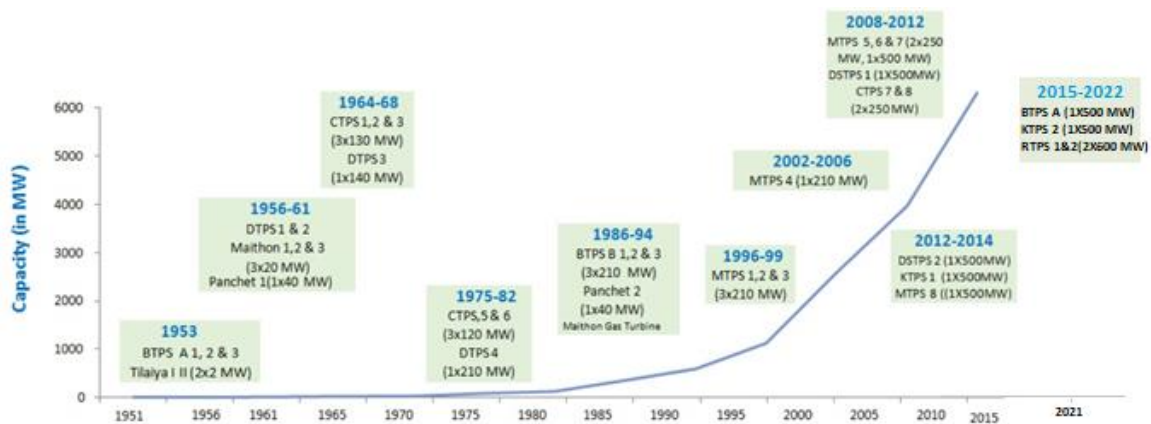
Certified Energy Auditor & Energy Manager: Mr. Anil Kumar Jain, Deputy Chief Engineer

iii. About DCs

DVC emerged as a culmination of attempts made over a whole century to control the wild and erratic Damodar River. The valley has been ravaged frequently by floods at varying intensities. Serious floods occurred in 1730, 1823, 1848, 1856, 1882, 1898, 1901, 1916, 1923, 1935 & 1943. The river spans over an area of 25,000 sq. kms covering the states of Bihar (now Jharkhand) & West Bengal. The catastrophe caused by the 1943 flood, led to serious public indignation against the Government. As a result, the Government of Bengal appointed a board of Enquiry titled “Damodar Flood Enquiry Committee” with the Maharaja of Burdwan and the noted physicist Dr. Meghnad Saha as members for suggesting remedial measures. Dr. B.R. Ambedkar, as a member of Cabinet of pre-independence, played a pivotal role in the coordinated efforts for development. The Damodar Flood Enquiry Committee suggested creation of an authority similar to the Tennessee Valley Authority (TVA) in the USA, and recommended the construction of dams and storage reservoirs at the sites with a total capacity of 1.5 millions acre ft. (1.850 millions cu. M) and highlighted the possibilities of multipurpose development in the valley area. The Govt. of India then commissioned the ‘Central Technical Power Board’ to study the proposal and appointed Mr. W L Voorduin, a senior engineer of the TVA to study the problem at the Damodar and to make his recommendation for comprehensive development of the valley. Accordingly in August, 1944 Mr.

Voorduin submitted his 'Preliminary Memorandum on the unified Development of the Damodar River.' Mr. Voorduin's "Preliminary Memorandum" suggested a multipurpose development plan designed for achieving flood control, irrigation, power generation and navigation in the Damodar Valley. By April 1947, full agreement was practically reached between the three Governments of Central, West Bengal and Bihar on the implementation of the scheme and in March 1948, the Damodar Valley Corporation Act (Act No. XIV of 1948) was passed by the Central Legislature, requiring the three Governments, The Central Government and the State Governments of West Bengal and Bihar (now Jharkhand) to participate jointly for the purpose of building the Damodar Valley Corporation. The Corporation came into existence on 7th July, 1948 as the first multipurpose river valley project of independent India.

Entrusted with the pioneering responsibility of powering industrial growth in the resource rich Damodar Valley region, DVC has been using latest available technologies to supply bulk power at competitive rates to industry. DVC has maintained its lead role in the eastern region by adopting itself to the challenges of time and technology. DVC has been generating, transmitting and distributing power since 1953 and has succeeded not only in meeting the needs of consumers but has also helped to increase the demand of power which itself is an index of development



Charged with the responsibilities of providing electricity, the vital input for industrial growth in the resource-rich Damodar Valley region, DVC over the last 74 years has developed a big and robust transmission grid network and expanded its grid from 132KV to 220KV & 400KV to serve its consumers across the valley area and to export power to other power deficit regions. DVC grids operates in unison with the eastern regional grid through 132 KV, 220KV and 400KV Tie lines. All the Power stations and Sub stations of DVC are connected through DVC grids. DVC power consumers are provided supply at 25KV, 33KV, 132KV and 220KV voltage level. Considering 12th plan projected load & evacuation of generation

corresponding to 2016-17 Power scenarios, DVC has taken transmission system augmentation work under 12th Master plan.

Background

i. Purpose of accounting Report

The basic objectives of the studies shall be to conduct energy audit by an accredited energy auditor, in accordance with the Bureau of Energy Efficiency Regulations, 2010 and furnish the report meeting all the mandatory requirements as stipulated in the regulations

ii. Approach, Scope & Methodology

The energy audit and accounting cell has been constituted on 31st Dec 2021 as per the instruction received from BEE. The quarterly report is submitted by the Energy Audit Cell by collecting some of the data manually as there is no IT based system available for the same.

Period of Energy Accounting

This report is for the period of July 2021 to Sept 2021.

iii. Composition of Team

1. Shri Debashis Dey, Chief Engineer – I, Commercial Department – Nodal Officer
2. Shri Anil Kumar Jain, DCE, Certified Energy Auditor & Manager
3. Shri Vinay Sheel Ashok, SE, Member
4. Shri Kumar Nitish, EE, IT Manager
5. Shri Debasish Roy, Deputy Manager, Finance Manager
6. Shri Pratik Biswas, EE. Member

iv. Brief write-up on Time & Activities Chart with task in man days

The Energy Audit Cell is formed on 31st December 2021. After formation of EAC in DVC, the members of the cell immediately met together for discussion for compliance of the guidelines of BEE as soon as possible. In this connection the members of the cell held meeting together every fortnightly and fixed responsibilities to complete the assignment given to the members within stipulated time.

Executive Summary & Critical Comments

The Energy Audit Cell (EAC) is formed vide order no Comml/EAC/2759 Dt 30.12.2021 The Energy Audit Cell (EAC) visited many field formation & collected data for preparation of the report. Some of the notable points where there is scope of improvements and savings of energy are given below:

- Some data where line loss is zero or less than zero, meters should be checked and calibrated.
- DISCOM is being requested to take appropriate action to bring down this line loss, which is significantly high for some of the lines, within permissible limits.
- DISCOM is being requested to take appropriate measures to ensure availability of all the relevant data online.
- DISCOM is being requested to take suitable measures to implement Remote Automated Meter Reading (RAMR) at the earliest.

Authorised Signatory & Seal:

Shri Debashis Dey

Chief Engineer - I, Commercial

**मुख्य अभियंता (वाणिज्यिक)
Chief Engineer (Comml.)
दामोदर घाटी निगम/D.V.C.
कोलकाता-54/Kolkata-54**

Energy Auditor & Manager



Shri Anil Kumar Jain,

DCE, Electricity Department

EA - 5614

General Information				
1	Name of the DISCOM	Damodar Valley Corporation		
2	i) Year of Establishment	1948		
	ii) Government/Public/Private	Government		
3 DISCOM's Contact details & Address				
i.	City/Town/Village	City		
ii.	District	Kolkata		
iii.	State	West Bengal	Pin	700054
iv.	Telephone	033-66072141	Fax	
4 Registered Office				
i.	Company's Chief Executive Name	Shri Ram Naresh Singh		
ii.	Designation	Chairman		
iii.	Address	DVC Tower, VIP Road, Kolkata, West Bengal - 700054		
iv.	City/Town/Village	Kolkata		
v.	District	Kolkata		
vi.	P.O.	Kolkata		
vii.	State	West Bengal	Pin	700054
viii.	Telephone		Fax	
5 Nodal Officer Details				
i.	Nodal Officer Name	Shri Debashis Dey		
ii.	Designation	Chief Engineer - I		
iii.	Address	1st Floor, Commercial Department DVC Tower, VIP Road, Kolkata, West Bengal - 700054		
iv.	City/Town/Village	Kolkata		
v.	District	Kolkata		
vi.	State	West Bengal		
vii.	Telephone	033-66072141		
6 Energy Manager Details				
i.	Name	Shri Anil Kumar Jain		
ii.	Designation	Deputy Chief Engineer	Whether EA or EM	EA
iii.	EA/EM Registration No.	EA-5614		
iv.	Telephone		Fax	
v.	Mobile		E-mail ID	anil.jain@dvc.gov.in
7 Period of Information				
	Year of (FY) information including Date and Month (Start & End)	1st Oct 2021 to 31st Dec 2021		
Performance Summary of Electricity Distribution Company				
1	Period of (FY) information including Date and Month (Start & End)	1st July 2021 to 30th Sept 2021		
2 Technical Details				
a) Input Energy Details				
i)	Input Energy Purchase (From Generation Source)	MU	10482.67	
ii)	Net Input Energy (at DISCOM periphery after adjusting the transmission loss and energy traded)	MU	4568.97	
iii)	Total Energy Billed	MU	4352.80	
b)	Transmission & Distribution Loss Details	MU	101.62	
	Collection Efficiency	%	2.18	
	Aggregated Technical & Commercial Loss	%		

I/We undertake that the information supplied in this Document and Pro forma is accurate to the best of my knowledge and if any of the information supplied is found to be incorrec and such information result into loss to the central government or state government or any of the authority under them or any other person affected, I/We undertake to indemnity such loss.

Authorised Signatory and Seal		Signature	
Name of Authorised Person	Debashis Dey	Name of Energy Manager	Anil Kumar Jain
Name of DISCOM	Damodar Valley Corporation	Registration Number:	EA-5614
Full Address	1st Floor, Commercial Department DVC Tower, VIP Road, Kolkata, West Bengal - 700054		
Seal	<p style="text-align: center;">मुख्य अभियंता (वाणिज्यिक) Chief Engineer (Comm.) दामोदर घाटी निगम/D.V.C. कोलकाता-54/Kolkata-54</p>		

Details of Input Infrastructure

1	Parameters	Total
	Number of Division	7
	Number of Substation	38
	No of Conventional Metered Consumers	0
	No of consumers with smart meters	287
	No of consumers with smart prepaid meters	0
	No of consumers with smart AMR meters	287
	No of consumers with non-smart prepaid meters	0
	No of unmeterecd consumers	0
	No of total consumers	287
2	Parameters	
	Number of conventionally metered Distribution transformer	58
	Number of DTs with communicable meters	58
	No of unmeterecd DTs	0
	No of total transformer	81
3	Parameters	
	No of metered feeders	
	No of feeders with communicable meters	
	Number of unmeterecd feeders	0
	Number of total feeders	
	Line Length (Ct Km)	7446
	Length of Aerial Bunched Cables	0
	Length of Underground Cable	Not Available

A. Summary of energy input & Infrastructure			
	Parameters	Period From July 21 To Sept 21	Remarks (Source of data)
A1	Input Energy purchased (MU)	10482.67	Internal Source
A2	Transmission loss (%)	2.18	Internal Source
A3	Transmission loss (MU)	101.62	Internal Source
A4	Energy sold outside the periphery(MU)	5812.09	Internal Source
A5	Open access sale (MU)	221.28	Internal Source
A6	EHT sale	4323.31	Internal Source
A7	Net input energy (received at DISCOM periphery or at distribution point)-(MU)	4568.97	Internal Source
A8	Is 100% metering available at 66/33 kV (Select yes or no from list)	Yes	Internal Source
A9	Is 100% metering available at 11 kV (Select yes or no from list)	Yes	Internal Source
A10	% of metering available at DT	100%	Internal Source
A11	% of metering available at consumer end	100%	Internal Source
A12	No of feeders at 66kV voltage level	0	Internal Source
A13	No of feeders at 33kV voltage level	211	Internal Source
A14	No of feeders at 11kV voltage level	1	Internal Source
A15	No of LT feeders level		Internal Source
A16	Line length (ckt. km) at 66kV voltage level		Internal Source
A17	Line length (ckt. km) at 33kV voltage level	1506	Internal Source
A18	Line length (ckt. km) at 11kV voltage level		Internal Source
A19	Line length (km) at LT level		Internal Source
A20	HT/LT ratio		Internal Source

Details of Received Source															
Sector-Electricity Distribution Companies															
S.No	Name of Generation Station	Generation Capacity (In MW)	Type of Station (Generation Based Solid/Liquid/ Gas/ Renewable/ Others)	Type of Contract	Type of Grid	Voltage Level	Circle Load	Received at Circle	Division Level Load	Received at Division Level	SubDivision Level Load	Received at SubDivision Level	Period From Oct 21 to Dec 21	Remarks (Source of data)	
1	Durgapur Thermal Power Station 4	210	Coal Based Thermal Generation	Used for Retail Consumers	DVC Grid		DVC Pool Retail Load 2946 MW						July21 to Spet 21	Internal data	
2	Mejia Thermal Power Station 1-4	840	Coal Based Thermal Generation	Used for Retail Consumers	DVC Grid									July21 to Spet 21	Internal data
3	Mejia Thermal Power Station 5-6	500	Coal Based Thermal Generation	LTA and Used for Retail Consumers	DVC Grid									July21 to Spet 21	Internal data
4	Mejia Thermal Power Station 7-8	500	Coal Based Thermal Generation	LTA and Used for Retail Consumers	DVC Grid									July21 to Spet 21	Internal data
5	Koderma Thermal Power Station	1000	Coal Based Thermal Generation	LTA and Used for Retail Consumers	CTU									July21 to Spet 21	Internal data
6	Bokaro Thermal Power Station A	500	Coal Based Thermal Generation	LTA and Used for Retail Consumers	CTU									July21 to Spet 21	Internal data
7	Chandrapura Thermal Power Station 7-8	500	Coal Based Thermal Generation	LTA and Used for Retail Consumers	CTU									July21 to Spet 21	Internal data
8	Raghunathpur Thermal Power Station	1200	Coal Based Thermal Generation	LTA and Used for Retail Consumers	CTU									July21 to Spet 21	Internal data
9	Maithon Hydel Power Station	63.2	Hydel Power Station	Used for Retail Consumers	DVC Grid									July21 to Spet 21	Internal data
10	Panchet Hydel Power Station	80	Hydel Power Station	Used for Retail Consumers	DVC Grid									July21 to Spet 21	Internal data
11	Tilaiya Hydel Power Station	4	Hydel Power Station	Used for Retail Consumers	DVC Grid									July21 to Spet 21	Internal data
12	NTPC TSTPS - I	1.9	Thermal	Used for Retail Consumers	DVC Grid									July21 to Spet 21	Internal data
13	NTPC KBUNL	9.2	Thermal	Used for Retail Consumers	DVC Grid									July21 to Spet 21	Internal data
14	NHPC Rangit	5.9	Thermal	Used for Retail Consumers	DVC Grid									July21 to Spet 21	Internal data
15	NHPC Teesta	43.5	Thermal	Used for Retail Consumers	DVC Grid									July21 to Spet 21	Internal data
16	PTC Chukha	28.0	Hydel Power Station	Used for Retail Consumers	DVC Grid									July21 to Spet 21	Internal data
17	PTC Tala	56.0	Hydel Power Station	Used for Retail Consumers	DVC Grid									July21 to Spet 21	Internal data
18	PTC Kurichu	29.7	Hydel Power Station	Used for Retail Consumers	DVC Grid									July21 to Spet 21	Internal data
19	MPL	140.5	Thermal	Used for Retail Consumers	DVC Grid									July21 to Spet 21	Internal data

(Details of Consumers)							
Summary of Received energy sources details							
S.No	Type of Consumers	Category of Consumers (HT/LT/Others)	Voltage Level	No of Consumers	Period From....To....	Contracted Demand (MVA)	Remarks (Source of data)
1	Industrial	HT	11 KV	1	Jul-21	0.5	Billing Data
2	Industrial	HT	33 kV	244	Jul-21	1880.5	Billing Data
3	Industrial	HT	132 KV	29	Jul-21	720.125	Billing Data
4	Industrial	HT	220 KV	4	Jul-21	552	Billing Data
5	Industrial	HT	11 KV	1	Aug-21	0.5	Billing Data
6	Industrial	HT	33 kV	247	Aug-21	1891.3	Billing Data
7	Industrial	HT	132 KV	30	Aug-21	729.125	Billing Data
8	Industrial	HT	220 KV	4	Aug-21	562	Billing Data
9	Industrial	HT	11 KV	1	Sep-21	0.5	Billing Data
10	Industrial	HT	33 kV	252	Sep-21	1888.7	Billing Data
11	Industrial	HT	132 KV	30	Sep-21	729.125	Billing Data
12	Industrial	HT	220 KV	4	Sep-21	562	Billing Data

Summary Details

S.No	Substation	Consumer category	No of connection metered (Nos)	No of connection Unmetered (Nos)	Total Number of connections (Nos)	% of number of unmetered connections	Connected Load metered (MW)	Connected Load Unmetered (MW)	Total Connected Load (MW)	% of Unmetered connected load	Metered Energy (MU)	Unmetered/assessment energy	Total energy	% of energy unmetered consumption	Billed Amount in Rs. Crore
1	ASP	Industrial	6	0	6	0%	45.0	0	45.0	0%	73.4	0	73.4	0%	33.12
2	BARHI	Industrial	5	0	5	0%	21.4	0	21.4	0%	19.1	0	19.1	0%	8.37
3	BARJORA	Industrial	36	0	36	0%	278.7	0	278.7	0%	502.9	0	502.9	0%	220.47
4	BELMURI	Industrial	1	0	1	0%	18.0	0	18.0	0%	14.1	0	14.1	0%	7.37
5	BIADA	Industrial	23	0	23	0%	121.9	0	121.9	0%	161.7	0	161.7	0%	66.47
6	BTPS	Industrial	3	0	3	0%	41.3	0	41.3	0%	61.0	0	61.0	0%	29.92
7	BURDWAN	Industrial	6	0	6	0%	128.9	0	128.9	0%	159.6	0	159.6	0%	75.72
8	BURNPUR	Industrial	2	0	2	0%	160.0	0	160.0	0%	230.0	0	230.0	0%	98.89
9	CHANDIL	Industrial	2	0	2	0%	88.7	0	88.7	0%	119.0	0	119.0	0%	48.08
10	CTPS	Industrial	4	0	4	0%	257.2	0	257.2	0%	416.6	0	416.6	0%	172.18
11	DHANBAD	Industrial	10	0	10	0%	80.2	0	80.2	0%	89.0	0	89.0	0%	42.03
12	DTPS	Industrial	1	0	1	0%	9.8	0	9.8	0%	8.8	0	8.8	0%	4.35
13	DURGAPUR	Industrial	20	0	20	0%	198.0	0	198.0	0%	305.5	0	305.5	0%	141.91
14	GIRIDIH	Industrial	30	0	30	0%	126.8	0	126.8	0%	213.6	0	213.6	0%	87.36
15	GOLA	Industrial	4	0	4	0%	25.9	0	25.9	0%	39.2	0	39.2	0%	16.90
16	HOWRAH	Industrial	2	0	2	0%	28.8	0	28.8	0%	44.1	0	44.1	0%	20.49
17	JAMSHEDPU	Industrial	3	0	3	0%	142.6	0	142.6	0%	108.3	0	108.3	0%	52.63
18	JAMURIA	Industrial	8	0	8	0%	147.1	0	147.1	0%	195.1	0	195.1	0%	89.30
19	KALIPAHARI	Industrial	7	0	7	0%	64.2	0	64.2	0%	63.6	0	63.6	0%	35.29
20	KALYANESW	Industrial	10	0	10	0%	157.0	0	157.0	0%	256.6	0	256.6	0%	112.27
21	KODERMA	Industrial	9	0	9	0%	35.0	0	35.0	0%	54.8	0	54.8	0%	22.28
22	KOLAGHAT	Industrial	1	0	1	0%	6.4	0	6.4	0%	7.4	0	7.4	0%	3.53
23	KTPS	Industrial	1	0	1	0%	23.8	0	23.8	0%	35.2	0	35.2	0%	14.94
24	KUMARDHU	Industrial	7	0	7	0%	38.7	0	38.7	0%	39.1	0	39.1	0%	18.72
25	MAITHON RI	Industrial	9	0	9	0%	52.6	0	52.6	0%	84.4	0	84.4	0%	37.04
26	MOSABONI	Industrial	1	0	1	0%	20.3	0	20.3	0%	17.7	0	17.7	0%	8.17
27	MTPS	Industrial	1	0	1	0%	9.8	0	9.8	0%	1.1	0	1.1	0%	1.47
28	NIMIAGHAT	Industrial	1	0	1	0%	1.9	0	1.9	0%	2.0	0	2.0	0%	0.95
29	NORTHKARA	Industrial	3	0	3	0%	30.8	0	30.8	0%	33.3	0	33.3	0%	16.50
30	PANCHET	Industrial	5	0	5	0%	22.7	0	22.7	0%	30.7	0	30.7	0%	14.50
31	PARULIA	Industrial	14	0	14	0%	250.9	0	250.9	0%	309.7	0	309.7	0%	144.44
32	PATHERDIH	Industrial	14	0	14	0%	87.7	0	87.7	0%	113.7	0	113.7	0%	52.08
33	PATRATU	Industrial	3	0	3	0%	49.8	0	49.8	0%	46.0	0	46.0	0%	22.31
34	PURULIA	Industrial	3	0	3	0%	24.8	0	24.8	0%	34.4	0	34.4	0%	15.86
35	PUTKI	Industrial	9	0	9	0%	89.5	0	89.5	0%	115.0	0	115.0	0%	55.15
36	RAMGARH	Industrial	24	0	24	0%	152.4	0	152.4	0%	255.2	0	255.2	0%	106.60
37	RAMKANALI	Industrial	2	0	2	0%	52.7	0	52.7	0%	91.6	0	91.6	0%	39.48
38	SINDRI	Industrial	1	0	1	0%	4.6	0	4.6	0%	0.4	0	0.4	0%	0.52

Month	GOMD	Substation	Type of feeder	Feeder Code/ID	Type of feeder meter (AMI/AMR/Other)	Energy Received at feeder (KWH)	Energy Sale at Consumer end(KWH)	Energy Losses in Percentage (%)	Consumer No of corresponding feeder
Jul-2021	GOMD-I	BURDWAN	Industrial	EASTERN RAILWAY	APEX	7389000	7389000	0.00	OPEN ACCESS MODE
Jul-2021	GOMD-I	BURDWAN	Industrial	SFAL	APEX		136,33,700	-100.04	440148
Jul-2021	GOMD-I	BURDWAN	Industrial	SPSPL	APEX	18073562	44,46,300		440137
Jul-2021	GOMD-I	BURDWAN	Industrial	BRGD	APEX		106,80,700		440254
Jul-2021	GOMD-I	BURDWAN	Industrial	GCPL	APEX	146,39,968	25,64,100	0.23	440295
Jul-2021	GOMD-I	BURDWAN	Industrial	MFPL	APEX		13,61,000		440262
Jul-2021	GOMD-I	BURDWAN	Industrial	NNI PE	APEX	12281582	122,13,700	0.55	440223
Jul-2021	GOMD-I	BURDWAN	Industrial	SSPL (HGL)	APEX	74,61,300	74,61,300	0.00	440136
Jul-2021	GOMD-I	HOWRAH	Industrial	L#27	APEX	9659000	9659000	0.00	890377
Jul-2021	GOMD-I	HOWRAH	Industrial	L#26	APEX	4890000	4890000	0.00	890312
Jul-2021	GOMD-I	KOLAGHAT	Industrial	L#26	APEX	2627000	2627000	0.00	440353
Jul-2021	GOMD-I	BELMURI	Industrial	E Rly	APEX	4488000	4488000	0.00	810029
Jul-2021	GOMD-II	Burnpur	Industrial	33 KV SAIL ISP	APEX	3721000.0	3718500.0	0.07	430015
Jul-2021	GOMD-II	Burnpur	Industrial	220 KV SAIL ISP	APEX	74610000.0	74487000.0	0.17	430314
Jul-2021	GOMD-II	PHPS	Industrial	33KV Fdr#1	APEX			0.00	490110, 440237
Jul-2021	GOMD-II	PHPS	Industrial	33KV Fdr#2	APEX			0.00	440187, 440190, 440228
Jul-2021	GOMD-II	KALYANESWARI	Industrial	132 KV MAL	APEX	26690.0	26704.0	-0.05	440143
Jul-2021	GOMD-II	KALYANESWARI	Industrial	33 KV BMASL	APEX	10735.0	10898.3	-1.52	440212
Jul-2021	GOMD-II	KALYANESWARI	Industrial	33 KV chhabra ispat	APEX		1355.3		440267
Jul-2021	GOMD-II	KALYANESWARI	Industrial	33 KV ASN. ALLOYS	APEX	9017.1	7038.9		440322
Jul-2021	GOMD-II	KALYANESWARI	Industrial	33 KV ETUPL	APEX		588.8	0.38	490424
Jul-2021	GOMD-II	KALYANESWARI	Industrial	33 KV ANJANEY FERRO	APEX	17231.1	16996.8	1.36	340118
Jul-2021	GOMD-II	KALYANESWARI	Industrial	33 KV MSPL	APEX	12018.0	11922.0	0.80	440286
Jul-2021	GOMD-II	RAMKANALI	Industrial	132KV IDL (ID-440222)	APEX		14908000		440222
Jul-2021	GOMD-II	RAMKANALI	Industrial	132KV SIPL (ID-440365)	APEX	28154000	13239000	0.03%	440365
Jul-2021	GOMD-II	RAMKANALI	Industrial	25 KV (Fdr # CB01)	APEX	4903000	5101000	0.02%	SE RLY ADRA M1
Jul-2021	GOMD-II	RAMKANALI	Industrial	26 KV (Fdr # CB02)	APEX	199000			SE RLY ADRA M1
Jul-2021	GOMD-II	KUMARDHUBI	Industrial	132 KV RIDHI SIDHI	APEX	NA	2982800	NA	340435
Jul-2021	GOMD-II	KUMARDHUBI	Industrial	33 KV KSPL	APEX		3153200		340418
Jul-2021	GOMD-II	KUMARDHUBI	Industrial	33KV BABA HI TECH	APEX		232900		390243
Jul-2021	GOMD-II	KUMARDHUBI	Industrial	33 KVMAITHON CERAMIC	APEX	10866100	549100	2.64%	390179
Jul-2021	GOMD-II	KUMARDHUBI	Industrial	33KV JVNL SANJAY CHOWK	APEX		2491900		
Jul-2021	GOMD-II	KUMARDHUBI	Industrial	33 KV JVNL MUGMA II	APEX		4725450		
Jul-2021	GOMD-II	KUMARDHUBI	Industrial	33KV IPCL DISHERGARH	APEX	1457000	1466000	0.62%	400002
Jul-2021	GOMD-II	KUMARDHUBI	Industrial	33 KV BCCL CHANCH VICTORIA	APEX		2856500		350127
Jul-2021	GOMD-II	KUMARDHUBI	Industrial	33KV NATRAJ IRON	APEX	3541500	725700	1.15%	340155
Jul-2021	GOMD-II	KUMARDHUBI	Industrial	33KV JVNL KUMARDHUBI	APEX	NA	5112600		
Jul-2021	GOMD-II	KUMARDHUBI	Industrial	132 KV TSS E.RLY	APEX	NA	2982800		
Jul-2021	GOMD-III	JAMSHEDPUR	Industrial	132 KV TATA STEEL	APEX	16662000	16662000	0	501128
Jul-2021	GOMD-III	JAMSHEDPUR	Industrial	132 KV SER Salgajhari	APEX	8600000	8600000	0	520368
Jul-2021	GOMD-III	JAMSHEDPUR	Industrial	33 KV JUSCO	APEX	10468200	10468200	0	501309
Jul-2021	GOMD-III	PURULIA	Industrial	33KV PMCL Fdr	APEX	11198900	11.1989	-0.099	440198
Jul-2021	GOMD-III	PURULIA	Industrial	33KV Bharat Hitech Cement U#1 Fdr	APEX	200610	0.20061		490168
Jul-2021	GOMD-III	PURULIA	Industrial	33KV Bharat Hitech Cement U#2 Fdr	APEX	331550	0.33155	-0.14	490407
Jul-2021	GOMD-III	CHANDIL	Industrial	132KV JUSCO	APEX	32076000	32076000	0	501363

Jul-2021	GOMD-III	CHANDIL	Industrial	Manikui TSS SE Railway	APEX	6720000	6720000	0	520367
Jul-2021	GOMD-III	Mosabani	Industrial	132KV S E RLY DVM TSS	APEX	6034000	6034000	0	520392
Jul-2021	GOMD-III	Mosabani	Industrial	132KV JBVNL DVM	APEX	0	0	0	720049
Jul-2021	GOMD-III	Mosabani	Industrial	33KV JBVNL(Direct fdr)	APEX	5899900	58,99,900	0	790034
Jul-2021	GOMD-III	Mosabani	Industrial	33KV JBVNL(HCL/ICCFdr)	APEX	1964800	19,64,800	0	790034
Jul-2021	GOMD IV	Putki S/s	Industrial	33 KV HMF Bhuli	APEX	10017800	4,71,300	1.81	340074
Jul-2021	GOMD IV	Putki S/s	Industrial	33 KV JBVNL godhar	APEX		93,64,800		150100
Jul-2021	GOMD IV	Putki S/s	Industrial	33 KV BCCL Moonidih	APEX	5028800	51,34,300	-0.03	350087
Jul-2021	GOMD IV	Putki S/s	Industrial	33 KV BCCL S Loyabad	APEX	3888400	38,84,300	0.11	350101
Jul-2021	GOMD IV	Putki S/s	Industrial	33 KV BCCL Katras Project	APEX		36,16,200		350111
Jul-2021	GOMD IV	Putki S/s	Industrial	132 KV BCCL Balihari	APEX		8078000		350119
Jul-2021	GOMD IV	Putki S/s	Industrial	33 KV BCCL Bhalgora	APEX		4004000		350125
Jul-2021	GOMD IV	Putki S/s	Industrial	33 KV BCCL Ramkanali	APEX		7636000		350129
Jul-2021	GOMD IV	Putki S/s	Industrial	33 KV TISCO Bhelatand	APEX		5531400		380086
Jul-2021	GOMD IV	Putki S/s	Industrial	SER Mahuda	APEX		80080		392340
Jul-2021	GOMD IV	Putki S/s	Industrial	33 KV JBVNL sindra	APEX		1235500		150104
Jul-2021	GOMD IV	Putki S/s	Industrial	33 KV JBVNL sijua	APEX		1342900.0		150070
Jul-2021	GOMD IV	Putki S/s	Industrial	33 KV JBVNL Ganeshpur	APEX	14827500	14863600	-0.24	150009
Jul-2021	GOMD IV	Putki S/s	Industrial	33 KV JBVNL Jamadonba	APEX	6306200	63,04,300	0.030	150057
Jul-2021	GOMD IV	Putki S/s	Industrial	33 KV JBVNL Tilatand	APEX	5812200	57,63,400	0.84	150083
Jul-2021	GOMD IV	Sindri S/S	Industrial	132KV JBVNL	APEX	2633000	2633000	0	
Jul-2021	GOMD IV	Sindri S/S	Industrial	132 KV HURL	APEX	75000	75000	0	390436
Jul-2021	GOMD IV	Sindri S/S	Industrial	132KV RLY	APEX	5728000	5728000	0	
Jul-2021	GOMD IV	PATHERDIH S/S	Industrial						350078
Jul-2021	GOMD IV	PATHERDIH S/S	Industrial						330124
Jul-2021	GOMD IV	PATHERDIH S/S	Industrial	33KV SUDAMDIIH #1&2	APEX	4851500	4887900	-0.75	350115
Jul-2021	GOMD IV	PATHERDIH S/S	Industrial		APEX				350096
Jul-2021	GOMD IV	PATHERDIH S/S	Industrial	33KV Jealgora#1 &2	APEX	8863800	8779100	0.96	350393
Jul-2021	GOMD IV	PATHERDIH S/S	Industrial		APEX				
Jul-2021	GOMD IV	PATHERDIH S/S	Industrial		APEX				
Jul-2021	GOMD IV	PATHERDIH S/S	Industrial		APEX				
Jul-2021	GOMD IV	PATHERDIH S/S	Industrial	33KV GOVINDPUR FDR# 1 & 2	APEX	13067500	12258100	6.19	
Jul-2021	GOMD IV	PATHERDIH S/S	Industrial	33KV Digwadih	APEX	7369900	7270700	1.35	150012
Jul-2021	GOMD IV	PATHERDIH S/S	Industrial	33KV Chasnala	APEX	2825600	2825600	0	180067
Jul-2021	GOMD IV	PATHERDIH S/S	Industrial	132KV Railway	APEX	3838000	3838000	0	N/A
Jul-2021	GOMD IV	PATHERDIH S/S	Industrial		APEX				
Jul-2021	GOMD IV	PATHERDIH S/S	Industrial		APEX				
Jul-2021	GOMD IV	PATHERDIH S/S	Industrial	33KV ELECTRO STEEL FDR	APEX	557900	552190	1.02	390334,392382,393380,
Jul-2021	GOMD IV	PATHERDIH S/S	Industrial	33KV Tisco	APEX	6554100	6935500	-5.82	380102
Jul-2021	GOMD IV	PATHERDIH S/S	Industrial	132KV ACC	APEX	12054000	12054000	0	390017
Jul-2021	GOMD IV	PATHERDIH S/S	Industrial	33KV WBSEB Santhaldih	APEX	33500	33500	0	290073
Jul-2021	GOMD-IV	Nimiaghat	Industrial	JBVNL Banaso	APEX				
Jul-2021	GOMD-IV	Nimiaghat	Industrial	33Kv Gomoh	APEX				
Jul-2021	GOMD-IV	Nimiaghat	Industrial	25kv EC railway	APEX				
			Industrial		APEX				
Jul-2021	GOMD-IV	BIADA	Industrial	33 KV O/G #01	APEX	898000	9,01,450	-0.38%	340428
Jul-2021	GOMD-IV	BIADA	Industrial	33 KV O/G #02	APEX	12732760	126,94,780	0.30%	32, 340442, 390370 , 390394, 39
Jul-2021	GOMD-IV	BIADA	Industrial	33 KV O/G #03	APEX	4548300	45,48,300	0.00%	100404

Jul-2021	GOMD-IV	BIADA	Industrial	33 KV O/G #04	APEX	8930900	82,10,150	8.07%	90388, 390202 & 190079(M1F)	
Jul-2021	GOMD-IV	BIADA	Industrial	33 KV O/G #05	APEX	7626800	76,07,550	0.25%	340307,340308 ,340426	
Jul-2021	GOMD-IV	BIADA	Industrial	33 KV O/G #06	APEX	9890400	98,29,630	0.61%	1,340344 , 340364, 340395, 34	
Jul-2021	GOMD-IV	BIADA	Industrial	33 KV O/G #07	APEX	9587300	95,19,900	0.70%	340173, 340447	
Jul-2021	GOMD-IV	BIADA	Industrial	33 KV O/G #08	APEX	45500	45,290	0.46%	390427	
Jul-2021	GOMD-IV	BIADA	Industrial	33 KV CTPS-CHAS	APEX	10019400	92,09,700	8.08%	190079 (M1F1)	
Jul-2021	GOMD-IV	BIADA	Industrial	33 KV CTPS-JAINA	APEX	12100000	115,85,800	4.25%	190069	
Jul-2021	Gomd-IV	Giridih	Industrial	Lall Ferro Fdr.	APEX				340281,240345,390391,340412,340434,340244	
Jul-2021	Gomd-IV	Giridih	Industrial	Balmukund fdr	APEX				340177,390256,340269,340278	
Jul-2021	Gomd-IV	Giridih	Industrial	CCL fdr	APEX				360132,390329,340410	
Jul-2021	Gomd-IV	Giridih	Industrial	Shivam fdr.	APEX				340156	
Jul-2021	Gomd-IV	Giridih	Industrial	Atibir fdr.	APEX				340153,340204,340261,340290,340	
Jul-2021	Gomd-IV	Giridih	Industrial	Lall Steel Fdr.	APEX				340147,340327	
Jul-2021	Gomd-IV	Giridih	Industrial	SSPL U-II Fdr	APEX				340347	
Jul-2021	Gomd-IV	Giridih	Industrial	Satyam fdr.	APEX				340184	
Jul-2021	Gomd-IV	Giridih	Industrial	AICL fdr	APEX				340279,340349	
Jul-2021	Gomd-IV	Giridih	Industrial	Mongia fdr.	APEX				340146,390385,340241	
Jul-2021	Gomd-IV	Giridih	Industrial	JBVNL Giridih Fdr-1	APEX					
Jul-2021	Gomd-IV	Giridih	Industrial	JBVNL Giridih Fdr-2	APEX					
Jul-2021	Gomd-IV	Giridih	Industrial	jbnvl jamua	APEX					
July 21	GOMD IV	Dhanbad S/S	Industrial	33 KV JPL	APEX		42,94,400	-1.483	340339	
July 21	GOMD IV	Dhanbad S/S	Industrial		APEX		4,12,060		390351	
July 21	GOMD IV	Dhanbad S/S	Industrial		APEX		1,34,200		390372	
July 21	GOMD IV	Dhanbad S/S	Industrial		APEX		1,67,470		390373	
July 21	GOMD IV	Dhanbad S/S	Industrial		APEX		68,610		390414	
July 21	GOMD IV	Dhanbad S/S	Industrial		APEX		19,92,760		390421	
July 21	GOMD IV	Dhanbad S/S	Industrial		APEX		1934400		390423	
July 21	GOMD IV	Dhanbad S/S	Industrial		APEX	8870000				
July 21	GOMD IV	Dhanbad S/S	Industrial		33 KV ISM	APEX	667400		694200	-4.02
July 21	GOMD IV	Dhanbad S/S	Industrial	220 KV ESL	APEX	14303000	14437000	-0.94	340317	
July 21	GOMD IV	Dhanbad S/S	Industrial	33 KV JBVNL	APEX	600.0	2500.0	76.00	150089	
Jul-2021		CTPS OLD PLANT	Industrial	220 KV BSL(SAIL)	APEX				330058	
Jul-2021			Industrial	132 KV ECR RAJABERA	APEX					
Jul-2021			Industrial	33 KV MADHUBAN	APEX				350105	
Jul-2021			Industrial	33 KV DUGDA	APEX				150082	
Jul-2021			Industrial	33 KV DUGDA	APEX				350149	
Jul-2021			Industrial	33 KV SRU	APEX				393218	
Jul-2021	GOMD-V	Barhi	Industrial	BARHI-THS	APEX	4904400	3191450	0.386	340425	
Jul-2021	GOMD-V	Barhi	Industrial		APEX		1693900		340429	
Jul-2021	GOMD-V	132 KV Koderma	Industrial	33 KV SECL	APEX	7283800	7291800	-0.11%	340211	
Jul-2021	GOMD-V	132 KV Koderma	Industrial	33 kv JSEB fdr # 1 & 2	APEX		15737300		190097	
Jul-2021	GOMD-V	132 KV Koderma	Industrial	33 kv JDIPL	APEX	18525000	2069600	3.88%	340276	
Jul-2021	GOMD-V	33 KV Koderma R/S	Industrial	33 KV SISCL	APEX		474810		340376	
Jul-2021	GOMD-V	33 KV Koderma R/S	Industrial	33 KV MVPL	APEX	1354470	847112	2.40%	340391	
Jul-2021	GOMD-V	33 KV Koderma R/S	Industrial	33KV DSMTPL	APEX		3985600		340437	
Jul-2021	GOMD-V	33 KV Koderma R/S	Industrial	33 KV ASPL	APEX		255400		340439	
Jul-2021	GOMD-V	33 KV Koderma R/S	Industrial	33KV TMPL	APEX		1812900		340249	
Jul-2021	GOMD-V	33 KV Koderma R/S	Industrial	33 KV MRM	APEX		110500		390354	
Jul-2021	GOMD-V	33 KV Koderma R/S	Industrial	33 KV CRFM	APEX	6306380	117430	0.39%	390384	

Jul-2021	GOMD-V	132 KV Koderma	Industrial	25 KV EC RLY	APEX	7424000	7424000	0.00%	311042
Jul-2021	GOMD-V	Konar Sub-station	Industrial	132 kv RLY	APEX	3391000	3391000	0.00%	
Jul-2021	GOMD-V	Konar Sub-station	Industrial	JSEB Banaso	APEX	3981600	3981600	0.00%	
Jul-2021	GOMD-V	Konar Sub-station	Industrial	JSEB Karma	APEX	1669400	1669400	0.00%	
Jul-2021	GOMD-V	220 kv KTPS	Industrial	JBNVL	APEX	11578200	11578200	0.00%	
Jul-2021	GOMD-V	Hazaribag	Industrial	33 kv JBVNL Fdr	APEX	6922500	6922500	0.00%	
Jul-2021	GOMD-V	Hazaribag	Industrial	33KV JBVNL Fdr#1	APEX	6338800	6338800	0.00%	
Jul-2021	GOMD-V	Hazaribag	Industrial	33KV JBVNL Fdr#2	APEX	9752400	9752400	0.00%	
Jul-2021	GOMD-V	Hazaribag	Industrial	33KV JBVNL Fdr#3	APEX	11056700	11056700	0.00%	
Jul-2021	GOMD-V	Hazaribag	Industrial	33KV JBVNL Fdr#4	APEX	9342550	9342550	0.00%	
Jul-2021	GOMD-VI	ASP S/S	Industrial	SFAL	APEX				440257
Jul-2021	GOMD-VI	ASP S/S	Industrial	NIT	APEX	243400	2,43,710		440397
Jul-2021	GOMD-VI	ASP S/S	Industrial	33KV DHTC	APEX	22,93,300	23,00,200	-0.30%	490191
Jul-2021	GOMD-VI	ASP S/S	Industrial	132 KV SHYAM STEELAPEX 100	APEX	N.A	138,17,600		440411
Jul-2021	GOMD-VI	ASP S/S	Industrial	CPS	APEX		2,24,900	0.30%	440189
Jul-2021	GOMD-VI	ASP S/S	Industrial	HSPL-1	APEX	56,88,000	54,46,300		490342
Jul-2021	GOMD-VI	JAMURIA S/S	Industrial	RAIC Ltd	APEX				440356
Jul-2021	GOMD-VI	JAMURIA S/S	Industrial	Maan	APEX				440371
Jul-2021	GOMD-VI	JAMURIA S/S	Industrial	Satyam	APEX				440320
Jul-2021	GOMD-VI	JAMURIA S/S	Industrial	WBSEDCL	APEX				290375
Jul-2021	GOMD-VI	JAMURIA S/S	Industrial	Shyamsel	APEX				440338
Jul-2021	GOMD-VI	JAMURIA S/S	Industrial	GMPL	APEX				440444
Jul-2021	GOMD-VI	KLP S/S	Industrial	IPCL LPR	APEX		3428000		400005
Jul-2021	GOMD-VI	KLP S/S	Industrial	WBSEDCL LPR	APEX	19011000	14194200	7.31	290065
Jul-2021	GOMD-VI	KLP S/S	Industrial	IPCL SAT	APEX		88600		400131
Jul-2021	GOMD-VI	KLP S/S	Industrial	ECL	APEX	1625000	1534600	0.11	470107
Jul-2021	GOMD-VI	KLP S/S	Industrial	SMGS PVT. LTD.	APEX	99000	101630	-2.66	440348
Jul-2021	GOMD-VI	KLP S/S	Industrial	ER TOPSI	APEX	No Meter	18000		410383
Jul-2021	GOMD-VI	KLP S/S	Industrial	IPCL SBR	APEX	205000	205000	0	400004
Jul-2021	GOMD-VI	DGP	Industrial	L&T Feeder	APEX				Ultratech
Jul-2021	GOMD-VI	DGP	Industrial	Dinman Feeder	APEX				Dinman & Sova
Jul-2021	GOMD-VI	DGP	Industrial	GIL# I & GIL# II Feeders	APEX				GIL
Jul-2021	GOMD-VI	DGP	Industrial	Jaishree + BRAMHA Feeder	APEX				Brahm & Jaishree
Jul-2021	GOMD-VI	DGP	Industrial	Saran+WP Feeder	APEX				JBIL#4
Jul-2021	GOMD-VI	DGP	Industrial	Ruhr Ispat Feeder	APEX				Ruhr+Calster+JVC+Saran+WP
Jul-2021	GOMD-VI	DGP	Industrial	Shivam Neo feeder	APEX				Neo+Shivam+Venki
Jul-2021	GOMD-VI	DGP	Industrial	R R Balajee# II	APEX				SPS
Jul-2021	GOMD-VI	DGP	Industrial	R R Balajee# I	APEX				JBIL#3
Jul-2021	GOMD-VI	DGP	Industrial	Mackeil Feeder	APEX				Alakananda+MI
Jul-2021	GOMD-VI	DGP	Industrial	Shyam Steel Feeder	APEX				Shyam
Jul-2021	GOMD-VI	DGP	Industrial	Sova Solar 415 Volt Feeder	APEX				Sova
Jul-2021	GOMD-VI	Parulia	Industrial	Bamunara FDR# I	APEX	6763100	6720500	0.63%	440271#90323
Jul-2021	GOMD-VI	Parulia	Industrial	Bamunara FDR# II	APEX	7379300	7306950	0.98%	440287#90374#40264
Jul-2021	GOMD-VI	Parulia	Industrial	DHCPL(+)- FDR	APEX	13208800	13402500	-1.47%	440206#40188#40141
Jul-2021	GOMD-VI	Parulia	Industrial	Feeder# IV	APEX	10860400	11022300	-1.49%	440141
Jul-2021	GOMD-VI	Parulia	Industrial	Feeder# II	APEX	7401200	7463840	-0.85%	440208#40285
Jul-2021	GOMD-VI	Parulia	Industrial	Feeder# I	APEX	7630700	7668300	-0.49%	440235#40333#40400
Jul-2021	GOMD-VI	Parulia	Industrial	DSP-SAIL	APEX	37580000	37580000	0.00%	430113

Jul-2021	GOMD-VI	Barjora S/S	Industrial	33 kV Fdr#01	APEX	11675900	10485500	-0.347	440251
Jul-2021	GOMD-VI	Barjora S/S	Industrial		APEX		921800		440341
Jul-2021	GOMD-VI	Barjora S/S	Industrial		APEX		309160		490399
Jul-2021	GOMD-VI	Barjora S/S	Industrial	33 kV Fdr#02	APEX	436900	28600	-0.938	440289
Jul-2021	GOMD-VI	Barjora S/S	Industrial		APEX		412400		440294
Jul-2021	GOMD-VI	Barjora S/S	Industrial		APEX		0		440176
Jul-2021	GOMD-VI	Barjora S/S	Industrial	33 kV Fdr#03	APEX	12097700	4772700	-0.667	440219
Jul-2021	GOMD-VI	Barjora S/S	Industrial		APEX		1901800		440258
Jul-2021	GOMD-VI	Barjora S/S	Industrial		APEX		13550		490420
Jul-2021	GOMD-VI	Barjora S/S	Industrial		APEX		5490300		440361
Jul-2021	GOMD-VI	Barjora S/S	Industrial	33 kV Fdr#04	APEX	14680100	14792200	-0.764	440214
Jul-2021	GOMD-VI	Barjora S/S	Industrial	33 kV Fdr#05	APEX	4096000	4127200	-0.762	440362
Jul-2021	GOMD-VI	Barjora S/S	Industrial	33 kV Fdr#06	APEX	2897600	387100	-0.939	440283
Jul-2021	GOMD-VI	Barjora S/S	Industrial		APEX		2537700		440234
Jul-2021	GOMD-VI	Barjora S/S	Industrial	33 kV Fdr#08	APEX	1815000	1579500	-0.930	440236
Jul-2021	GOMD-VI	Barjora S/S	Industrial		APEX		102430		490268
Jul-2021	GOMD-VI	Barjora S/S	Industrial		APEX		149950		490379
Jul-2021	GOMD-VI	Barjora S/S	Industrial	33 kV Fdr#10	APEX	4055600	3351300	-0.731	440293
Jul-2021	GOMD-VI	Barjora S/S	Industrial		APEX		733950		440413
Jul-2021	GOMD-VI	Barjora S/S	Industrial	132 kV L#33	APEX	78390000	14947000	0.056	440306
Jul-2021	GOMD-VI	Barjora S/S	Industrial		APEX		5315000		440346
Jul-2021	GOMD-VI	Barjora S/S	Industrial		APEX		5125700		440401
Jul-2021	GOMD-VI	Barjora S/S	Industrial		APEX		4356050		490416
Jul-2021	GOMD-VI	Barjora S/S	Industrial		APEX		20377200		440260
Jul-2021	GOMD-VI	Barjora S/S	Industrial		APEX		28225000		440217
Jul-2021	GOMD-VI	MTPS S/S	Industrial	33 kV Fdr#1	APEX	1268300	1050200	0.039	440231
Jul-2021	GOMD-VI	MTPS S/S	Industrial		APEX		217600		440398
Jul-2021	GOMD-VI	MTPS S/S	Industrial	33 kV Fdr#2	APEX	429600	426800	0.652	440250
Jul-2021	GOMD-VI	MTPS S/S	Industrial	33 kV Fdr#3	APEX	12931800	12885700	0.356	440209
Jul-2021	GOMD-VI	MTPS S/S	Industrial	33 kV Lafarge Fdr	APEX	8774200	4030700	-0.189	490273
Jul-2021	GOMD-VI	MTPS S/S	Industrial		APEX		364500		490284
Jul-2021	GOMD-VI	MTPS S/S	Industrial		APEX		4395600		440326
Jul-2021	GOMD-VI	MTPS S/S	Industrial	33 kV Shyam Steel Fdr	APEX	14878100	13933100	2.762	440366
Jul-2021	GOMD-VI	MTPS S/S	Industrial		APEX		304230		440408
Jul-2021	GOMD-VI	MTPS S/S	Industrial		APEX		229890		440409
Jul-2021	GOMD-VII	Ramgarh	Industrial	BFCL FEEDER :	APEX	7745000	7082200	-0.05	340081
Jul-2021			Industrial		APEX		278430		390431
Jul-2021			Industrial		APEX		388060		393288
Jul-2021	GOMD-VII	Ramgarh	Industrial	WEST BOKARO FDR-I :	APEX	7334000	5587100	3.87	160095
Jul-2021			Industrial		APEX		1424400		340196
Jul-2021			Industrial		APEX		38,400		
Jul-2021	GOMD-VII	Ramgarh	Industrial	WEST BOKARO FDR-II :	APEX	6866800	136150	3.59	393245
Jul-2021			Industrial		APEX		3131300		360328
Jul-2021			Industrial		APEX		3352600		
Jul-2021	GOMD-VII	Ramgarh	Industrial	WEST BOKARO FDR-III :	APEX	6075700	386770	3.77	340253
Jul-2021			Industrial		APEX		12500		340266
Jul-2021			Industrial		APEX		511510		340192
Jul-2021			Industrial		APEX		4935700		

Jul-2021	GOMD-VII	Ramgarh	Industrial	CCL GIDDI FDR-I :	APEX	7784900	6915500	6.58	360093
Jul-2021			Industrial		APEX		356810		311440
Jul-2021	GOMD-VII	Ramgarh	Industrial	CCL GIDDI FDR-II :	APEX	10369200	0	2.34	360093
Jul-2021			Industrial		APEX		2072900		360121
Jul-2021			Industrial		APEX		7407400		340203
Jul-2021			Industrial		APEX		645970		390277
Jul-2021	GOMD-VII	Ramgarh	Industrial	DSL FDR I:	APEX	9305600	67000	-0.64	340159
Jul-2021			Industrial		APEX		6642100		340213
Jul-2021			Industrial		APEX		2656000		390230
Jul-2021	GOMD-VII	Ramgarh	Industrial	DSL FDR II:	APEX	11226500	6999000	1.55	340159
Jul-2021			Industrial		APEX		2084150		340433
Jul-2021			Industrial		APEX		1969700		340438
Jul-2021	GOMD-VII	Ramgarh	Industrial	CCL KEDLA FDR-I+II from W/B R/S	APEX	5646900	5567000	1.41	360116
Jul-2021	GOMD-VII	Ramgarh	Industrial	TISCO WB FDR-I+II from W/B R/S	APEX	2339900	2337100	0.12	380092
Jul-2021	GOMD-VII	Ramgarh	Industrial	33KV JSEB Ghato fdr from W/B R/S	APEX	ONE FROM s	350000		160072
Jul-2021	GOMD-VII	Ramgarh	Industrial	33KV JSEB Ramgarh fdr 1&2	APEX	ONE FROM s	20850400		160020
Jul-2021	GOMD-VII	Ramgarh	Industrial	32KV tapping from L#78 (RMG-PAT) tapping loc	APEX	FROM Cons	2705000		
Jul-2021	GOMD-VII	Ramgarh	Industrial	GFA Feeder	APEX	13332300	0	0	340081
Jul-2021			Industrial		APEX		13332500		340162
Jul-2021			Industrial		APEX		0		340417
Jul-2021	GOMD-VII	Ramgarh	Industrial	Radha casting feeder	APEX	13360900	5251850	0.17	340417
Jul-2021			Industrial		APEX		8086300		340419
Jul-2021			Industrial		APEX		0		
Jul-2021	GOMD-VII	Gola	Industrial	CCL Rajrappa fdr 1 (Kameshwar + Yash)	APEX	4254300	2782150	-0.07	340430
Jul-2021			Industrial		APEX		1475200		340226
Jul-2021	GOMD-VII	Gola	Industrial	CCL Rajrappa fdr 2 (CCL)	APEX	2358200	2352400	0.25	360098
Jul-2021	GOMD-VII	Gola	Industrial	JBVNL Huppu feeder	APEX	N/A	8231900	N/A	
Jul-2021	GOMD-VII	Gola	Industrial	JBVNL Chargi feeder (JBVNL + Kaimur)	APEX	N/A	5226300	N/A	100402
Jul-2021	GOMD-VII		Industrial		APEX				340280
Jul-2021			Industrial	Sub-station Aux Consumption	APEX				
Jul-2021	GOMD-VII	PATRATU	Industrial	Steel(JSPL)	APEX	5806000	5806000	0	340247
Jul-2021	GOMD-VII	PATRATU	Industrial	COAL(CCL Urimari)	APEX	2951000	2912700	1.3	360275
Jul-2021	GOMD-VII	PATRATU	Industrial	Cement(BCL)	APEX	1354200	13,43,900	0.76	390359
Jul-2021			Industrial	Sub-station Aux Consumption	APEX				
Jul-2021	GOMD-VII	North Karanpura S/s	Industrial	CCL (360117)	APEX	9814100	9814100	0	203
Jul-2021	GOMD-VII	North Karanpura S/s	Industrial	NTPC Limited Tandwa (390387)	APEX	881000	907500	-3%	390387
Jul-2021	GOMD-VII	North Karanpura S/s	Industrial	NTPC Limited Pakri Barwadih Coal Mines (390450)	APEX				390450
Jul-2021	GOMD-VII	North Karanpura S/s	Industrial	ECR Ray (209)	APEX	59,43,000	59,43,000	0	209

Month	GOMD	Substation	Type of feeder	Feeder Code/ID	Type of feeder meter (AMI/AMR/Other)	Energy Received at feeder (KWH)	Energy Sale at Consumer end(KWH)	Energy Losses in Percentage (%)	Consumer No of corresponding feeder
Aug-2021	GOMD-I	BURDWAN	Industrial	EASTERN RAILWAY	APEX	8419000	8419000	0.00	OPEN ACCESS MODE
Aug-2021	GOMD-I	BURDWAN	Industrial	SFAL	APEX		122,95,000	-0.14	440148
Aug-2021	GOMD-I	BURDWAN	Industrial	SPSPL	APEX	16415000	41,42,500		440137
Aug-2021	GOMD-I	BURDWAN	Industrial	BRGD	APEX		87,19,000		440254
Aug-2021	GOMD-I	BURDWAN	Industrial	GCPL	APEX	125,66,000	23,45,500	0.27	440295
Aug-2021	GOMD-I	BURDWAN	Industrial	MFPL	APEX		14,67,400		440262
Aug-2021	GOMD-I	BURDWAN	Industrial	NNI PE	APEX	11620000	115,75,300	0.38	440223
Aug-2021	GOMD-I	BURDWAN	Industrial	SSPL (HGL)	APEX	47,35,700	47,35,700	0.00	440136
Aug-2021	GOMD-I	HOWRAH	Industrial	L#27	APEX	9892000	9892000	0.00	890377
Aug-2021	GOMD-I	HOWRAH	Industrial	L#26	APEX	5449000	5449000	0.00	890312
Aug-2021	GOMD-I	KOLAGHAT	Industrial	L#26	APEX	2337800	2337800	0.00	440353
Aug-2021	GOMD-I	BELMURI	Industrial	E Rly	APEX	4748000	4748000	0.00	810029
Aug-2021	GOMD-II	Burnpur	Industrial	33 KV SAIL ISP	APEX	3979200.0	3965700.0	0.34	430015
Aug-2021	GOMD-II	Burnpur	Industrial	220 KV SAIL ISP	APEX	72797000.0	72680000.0	0.16	430314
Aug-2021	GOMD-II	PHPS	Industrial	33KV Fdr#1	APEX				490110, 440237
Aug-2021	GOMD-II	PHPS	Industrial	33KV Fdr#2	APEX				440187, 440190,440228
Aug-2021	GOMD-II	KALYANESWARI	Industrial	132 KV MAL	APEX	26940.0	27074.0	-0.50	440143
Aug-2021	GOMD-II	KALYANESWARI	Industrial	33 KV BMASL	APEX	13285.0	13283.0	0.02	440212
Aug-2021	GOMD-II	KALYANESWARI	Industrial	33 KV chhabra ispat	APEX		1038.7		440267
Aug-2021	GOMD-II	KALYANESWARI	Industrial	33 KV ASN. ALLOYS	APEX	8634.8	6890.7	0.63	440322
Aug-2021	GOMD-II	KALYANESWARI	Industrial	33 KV ETUPL	APEX		651.5		490424
Aug-2021	GOMD-II	KALYANESWARI	Industrial	33 KV ANJANEY FERRO	APEX	18891.5	18625.5	1.41	340118
Aug-2021	GOMD-II	KALYANESWARI	Industrial	33 KV MSPL	APEX	13729.0	13575.0	1.12	440286
Aug-2021	GOMD-II	RAMKANALI	Industrial	132KV IDL (ID-440222)	APEX		15655000		440222
Aug-2021	GOMD-II	RAMKANALI	Industrial	132KV SIPL (ID-440365)	APEX	34759000	18993000	0.32%	440365
Aug-2021	GOMD-II	RAMKANALI	Railway	25 KV (Fdr # CB01)	APEX	4702000	5440000	0.04%	SE RLY ADRA M1
Aug-2021	GOMD-II	RAMKANALI	Railway	26 KV (Fdr # CB02)	APEX	740000			SE RLY ADRA M1
Aug-2021	GOMD-II	KUMARDHUBI	Industrial	132 KV RIDHI SIDHI	APEX	NA	3275800		340435
Aug-2021	GOMD-II	KUMARDHUBI	Industrial	33 KV KSPL	APEX		3068250		340418
Aug-2021	GOMD-II	KUMARDHUBI	Industrial	33KV BABA HI TECH	APEX		174400		390243
Aug-2021	GOMD-II	KUMARDHUBI	Industrial	33 KVMAITHON CERAMIC	APEX		596300		390179
Aug-2021	GOMD-II	KUMARDHUBI	Industrial	33KV JVNL SANJAY CHOWK	APEX	7167400	2448850	0.74%	
Aug-2021	GOMD-II	KUMARDHUBI	Industrial	33 KV JVNL MUGMA II	APEX		4665400		
Aug-2021	GOMD-II	KUMARDHUBI	Industrial	33KV IPCL DISHERGARH	APEX	2427000	2430000	0.12%	400002
Aug-2021	GOMD-II	KUMARDHUBI	Industrial	33 KV BCCL CHANCH VICTORIA	APEX		2700200		350127
Aug-2021	GOMD-II	KUMARDHUBI	Industrial	33KV NATRAJ IRON	APEX	3504400	838300	0.97%	340155
Aug-2021	GOMD-II	KUMARDHUBI	Industrial	33KV JVNL KUMARDHUBI	APEX	NA	5107200		
Aug-2021	GOMD-II	KUMARDHUBI	Industrial	132 KV TSS E.RLY	APEX	NA	7846600		
Aug-2021	GOMD-III	JAMSHEDPUR	Industrial	132 KV TATA STEEL	APEX	16427000	16427000	0	501128
Aug-2021	GOMD-III	JAMSHEDPUR	Industrial	132 KV SER Salgajhari	APEX	8540000	8540000	0	520368
Aug-2021	GOMD-III	JAMSHEDPUR	Industrial	33 KV JUSCO	APEX	10546900	10546900	0	501309
Aug-2021	GOMD-III	PURULIA	Industrial	33KV PMCL Fdr	APEX	11516000	11516000	-0.13	440198
Aug-2021	GOMD-III	PURULIA	Industrial	33KV Bharat Hitech Cement U#1 Fdr	APEX	181150	181150	-0.21	490168
Aug-2021	GOMD-III	PURULIA	Industrial	33KV Bharat Hitech Cement U#2 Fdr	APEX	384250	384250		490407
Aug-2021	GOMD-III	CHANDIL	Industrial	132KV JUSCO	APEX	33600000	33600000	0	501363
Aug-2021	GOMD-III	CHANDIL	Industrial	Manikui TSS SE Railway	APEX	6911000	6911000	0	520367
Aug-2021	GOMD-III	Mosabani	Industrial	132KV S E RLY DVM TSS	APEX	6072000	6072000	0	520392
Aug-2021	GOMD-III	Mosabani	Industrial	132KV JBVNL DVM	APEX	0	0	0	720049

Aug-2021	GOMD-III	Mosabani	Industrial	33KV JBVNL(Direct fdr)	APEX	6353350	63,53,350	0	790034
Aug-2021	GOMD-III	Mosabani	Industrial	33KV JBVNL(HCL/CCfdr)	APEX	1951200	19,51,200	0	790034
Aug-2021	GOMD IV	Putki S/s	Industrial	33 KV HMF Bhuli	APEX	11118300	6,33,700	2.05	340074
Aug-2021	GOMD IV	Putki S/s	Discom	33 KV JBVNL godhar	APEX		102,56,800		150100
Aug-2021	GOMD IV	Putki S/s	Industrial	33 KV BCCL Moonidih	APEX	5245700	52,68,200	-0.03	350087
Aug-2021	GOMD IV	Putki S/s	Industrial	33 KV BCCL S Loyabad	APEX	3634500	36,32,300	0.06	350101
Aug-2021	GOMD IV	Putki S/s	Industrial	33 KV BCCL Katras Project	APEX		36,72,000		350111
Aug-2021	GOMD IV	Putki S/s	Industrial	132 KV BCCL Balihari	APEX		8191000		350119
Aug-2021	GOMD IV	Putki S/s	Industrial	33 KV BCCL Bhalgora	APEX		4190000		350125
Aug-2021	GOMD IV	Putki S/s	Industrial	33 KV BCCL Ramkanali	APEX		7888000		350129
Aug-2021	GOMD IV	Putki S/s	Industrial	33 KV TISCO Bhelatand	APEX		5960600		380086
Aug-2021	GOMD IV	Putki S/s	Industrial	SER Mahuda	APEX		74120		392340
Aug-2021	GOMD IV	Putki S/s	Industrial	33 KV JBVNL sindra	APEX		1386100		150104
Aug-2021	GOMD IV	Putki S/s	Industrial	33 KV JBVNL sijua	APEX		1182600.0		150070
Aug-2021	GOMD IV	Putki S/s	Industrial	33 KV JBVNL Ganeshpur	APEX	12444900	12475100	-0.24	150009
Aug-2021	GOMD IV	Putki S/s	Industrial	33 KV JBVNL Jamadonba	APEX	6085600	59,59,900	2.07	150057
Aug-2021	GOMD IV	Putki S/s	Industrial	33 KV JBVNL Tilatand	APEX	4979700	49,12,900	1.34	150083
Aug-2021	GOMD IV	Sindri S/S	Industrial	132KV JBVNL	APEX	2656000	2656000	0	
Aug-2021	GOMD IV	Sindri S/S	Industrial	132 KV HURL	APEX	112000	112000	0	390436
Aug-2021	GOMD IV	Sindri S/S	Industrial	132KV RLY	APEX	5951000	5951000	0	
Aug-2021	GOMD IV	PATHERDIH S/S	Industrial	33KV SUDAMDIH #1&2	APEX	5415800	5291900	2.29	350078
Aug-2021	GOMD IV	PATHERDIH S/S	Industrial		APEX				330124
Aug-2021	GOMD IV	PATHERDIH S/S	Industrial		APEX				350115
Aug-2021	GOMD IV	PATHERDIH S/S	Industrial	33KV Jealgora#1 &2	APEX	8966200	8902300	0.71	350096
Aug-2021	GOMD IV	PATHERDIH S/S	Industrial		APEX				350393
Aug-2021	GOMD IV	PATHERDIH S/S	Industrial		APEX				
Aug-2021	GOMD IV	PATHERDIH S/S	Industrial	33KV GOVINDPUR FDR# 1 & 2	APEX	13049400	12376800	5.15	350154350122340000000000,00,000
Aug-2021	GOMD IV	PATHERDIH S/S	Industrial		APEX				
Aug-2021	GOMD IV	PATHERDIH S/S	Industrial		APEX				
Aug-2021	GOMD IV	PATHERDIH S/S	Industrial	33KV Digwadidh	APEX	7316200	7214600	1.39	150012
Aug-2021	GOMD IV	PATHERDIH S/S	Industrial	33KV Chasnala	APEX	2839000	2839000	0	180067
Aug-2021	GOMD IV	PATHERDIH S/S	Industrial	132KV Railway	APEX	3817000	3817000	0	N/A
Aug-2021	GOMD IV	PATHERDIH S/S	Industrial	33KV ELECTRO STEEL FDR	APEX	555000	549021	1.08	390334,392382,393380,
Aug-2021	GOMD IV	PATHERDIH S/S	Industrial		APEX				380102
Aug-2021	GOMD IV	PATHERDIH S/S	Industrial		APEX				390017
Aug-2021	GOMD IV	PATHERDIH S/S	Industrial	33KV WBSEB Santhaldih	APEX	42900	42900	0	290073
Jul-2021	GOMD-IV	Nimiaghat	Industrial	JBVNL Banaso	APEX				
Jul-2021	GOMD-IV	Nimiaghat	Industrial	33Kv Gomoh	APEX				
Jul-2021	GOMD-IV	Nimiaghat	Industrial	25kv EC railway	APEX				
Aug-2021	GOMD-IV	BIADA	Industrial	33 KV O/G #01	APEX	1035200	10,39,300	-0.40%	340428
Aug-2021	GOMD-IV	BIADA	Industrial	33 KV O/G #02	APEX	12908780	128,69,330	0.31%	340432, 340442, 390370 , 390394, 390405, 3
Aug-2021	GOMD-IV	BIADA	Industrial	33 KV O/G #03	APEX	4680900	46,80,900	0.00%	100404
Aug-2021	GOMD-IV	BIADA	Industrial	33 KV O/G #04	APEX	8712100	80,92,300	7.11%	190388, 390202 & 190079(M1F2)
Aug-2021	GOMD-IV	BIADA	Industrial	33 KV O/G #05	APEX	8131200	81,08,950	0.27%	340307,340308, 340426
Aug-2021	GOMD-IV	BIADA	Industrial	33 KV O/G #06	APEX	10675100	106,06,450	0.64%	340301,340344 , 340364, 340395, 340415,
Aug-2021	GOMD-IV	BIADA	Industrial	33 KV O/G #07	APEX	9647200	95,90,500	0.59%	340173, 340447
Aug-2021	GOMD-IV	BIADA	Industrial	33 KV O/G #08	APEX	10100	11,430	-13.17%	390427
Aug-2021	GOMD-IV	BIADA	Industrial	33 KV CTPS-CHAS	APEX	10085900	93,44,100	7.35%	190079 (M1F1)
Aug-2021	GOMD-IV	BIADA	Industrial	33 KV CTPS-JAINA	APEX	12393200	119,53,400	3.55%	190069
Aug-2021	Gomd-IV	Giridih	Industrial	Lall Ferro Fdr.	APEX				340281,240345,390391,340412,340434,340244,390451

Aug-2021	Gomd-IV	Giridih	Industrial	Balmukund fdr	APEX				340177,390256,340269,340278
Aug-2021	Gomd-IV	Giridih	Industrial	CCL fdr	APEX				360132,390329,340410
Aug-2021	Gomd-IV	Giridih	Industrial	Shivam fdr.	APEX				340156
Aug-2021	Gomd-IV	Giridih	Industrial	Atibir fdr.	APEX				340153,340204,340261,340290,340357
Aug-2021	Gomd-IV	Giridih	Industrial	Lall Steel Fdr.	APEX				340147,340327
Aug-2021	Gomd-IV	Giridih	Industrial	SSPL U-II Fdr	APEX				340347
Aug-2021	Gomd-IV	Giridih	Industrial	Satyam fdr.	APEX				340184
Aug-2021	Gomd-IV	Giridih	Industrial	AICL fdr	APEX				340279,340349
Aug-2021	Gomd-IV	Giridih	Industrial	Mongia fdr.	APEX				340146,390385,340241
Aug-2021	Gomd-IV	Giridih	Industrial	JBVNL Giridih Fdr-1	APEX				
Aug-2021	Gomd-IV	Giridih	Industrial	JBVNL Giridih Fdr-2	APEX				
Aug-2021	Gomd-IV	Giridih	Industrial	jbvnl jamua	APEX				
August 21	GOMD IV	Dhanbad S/S	Industrial	34 KV JPL	APEX	9087400	43,91,800	-0.629	340339
August 21	GOMD IV	Dhanbad S/S	Industrial		APEX		4,59,980		390351
August 21	GOMD IV	Dhanbad S/S	Industrial		APEX		1,06,900		390372
August 21	GOMD IV	Dhanbad S/S	Industrial		APEX		1,92,980		390373
August 21	GOMD IV	Dhanbad S/S	Industrial		APEX		47,400		390414
August 21	GOMD IV	Dhanbad S/S	Industrial		APEX		18,91,340		390421
August 21	GOMD IV	Dhanbad S/S	Industrial		APEX		2056050		390423
August 21	GOMD IV	Dhanbad S/S	Industrial		APEX				
August 21	GOMD IV	Dhanbad S/S	Industrial	34 KV ISM	APEX	698800	709200	-1.49	390386
August 21	GOMD IV	Dhanbad S/S	Industrial	221 KV ESL	APEX	18514000	18563000	-0.26	340317
August 21	GOMD IV	Dhanbad S/S	Industrial	34 KV JBVNL	APEX	1500.0	0.0	100.00	150089
Aug-2021		CTPS OLD PLANT	Industrial	221 KV BSL(SAIL)	APEX				330058
Aug-2021			Industrial	133 KV ECR RAJABERA	APEX				
Aug-2021			Industrial	34 KV MADHUBAN	APEX				350105
Aug-2021			Industrial	33 KV DUGDA	APEX				150082
Aug-2021			Industrial	33 KV DUGDA	APEX				350149
Aug-2021			Industrial	34 KV SRU	APEX				393218
Aug-2021	GOMD-V	Barhi	Industrial	BARHI-THS	APEX	5132500	3212300	0.274	340425
Aug-2021	GOMD-V	Barhi	Industrial		APEX		1906050		340429
Aug-2021	GOMD-V	132 KV Koderma	Industrial	33 KV SECL	APEX	8561000	85429000		340211
Aug-2021	GOMD-V	132 KV Koderma	Industrial	33 kv JSEB fdr # 1 & 2	APEX		16680200		190097
Aug-2021	GOMD-V	132 KV Koderma	Industrial	33 kv JDIPL	APEX	20274000	3192900	1.98%	340276
Aug-2021	GOMD-V	33 KV Koderma R/S	Industrial	33 KV SISCL	APEX		458530		340376
Aug-2021	GOMD-V	33 KV Koderma R/S	Industrial	33 KV MVPL	APEX	1249000	783363	0.57%	340391
Aug-2021	GOMD-V	33 KV Koderma R/S	Industrial	33KV DSMTPL	APEX		4020301		340437
Aug-2021	GOMD-V	33 KV Koderma R/S	Industrial	33 KV ASPL	APEX		174400		340439
Aug-2021	GOMD-V	33 KV Koderma R/S	Industrial	33KV TMPL	APEX		1874000		340249
Aug-2021	GOMD-V	33 KV Koderma R/S	Industrial	33 KV MRM	APEX		88600		390354
Aug-2021	GOMD-V	33 KV Koderma R/S	Industrial	33 KV CRFM	APEX	6305060	122060	0.41%	390384
Aug-2021	GOMD-V	132 KV Koderma	Industrial	25 KV EC RLY	APEX				311042
Aug-2021	GOMD-V	Konar Sub-station	Industrial	132 kv RLY	APEX	3471000	3471000	0.00%	
Aug-2021	GOMD-V	Konar Sub-station	Industrial	JSEB Banaso	APEX	4369950	4369950	0.00%	
Aug-2021	GOMD-V	Konar Sub-station	Industrial	JSEB Karma	APEX	1561600	1561600	0.00%	
Aug-2021	GOMD-V	220 kv KTPS	Industrial	33 kv JBVNL Fdr	APEX	11987200	11987200	0.00%	
Aug-2021	GOMD-V	Hazaribag	Industrial	33KV JBVNL Fdr#1	APEX	7121500	7121500	0.00%	
Aug-2021	GOMD-V	Hazaribag	Industrial	33KV JBVNL Fdr#2	APEX	6206100	6206100	0.00%	
Aug-2021	GOMD-V	Hazaribag	Industrial	33KV JBVNL Fdr#3	APEX	9261400	9261400	0.00%	
Aug-2021	GOMD-V	Hazaribag	Industrial	33KV JBVNL Fdr#4	APEX	11142950	11142950	0.00%	
Aug-2021	GOMD-V	Hazaribag	Industrial	33KV JBVNL Fdr#5 mo	APEX	8980900	8980900	0.00%	
Aug-2021	GOMD-VI	ASP S/S	Industrial	CPS	APEX	7619000	331900		440257

Aug-2021	GOMD-VI	ASP S/S	Industrial	33 KVHSP	APEX	7015000	72,58,500	0.38%	440397
Aug-2021	GOMD-VI	ASP S/S	Industrial	33KV DHTC	APEX	4,03,300	9,85,300	-144.31%	490191
Aug-2021	GOMD-VI	ASP S/S	Industrial	132 KV SHYAM STEELAPEX 100	APEX		130,71,400		440411
Aug-2021	GOMD-VI	ASP S/S	Industrial	33 KV SFAL	APEX		25,00,300		440189
Aug-2021	GOMD-VI	ASP S/S	Industrial	33KV NIT	APEX	2,77,700	2,78,070	-0.13%	490342
Aug-2021	GOMD-VI	KLP S/S	Industrial	IPCL LPR	APEX		3669000		400005
Aug-2021	GOMD-VI	KLP S/S	Industrial	WBSEDCL LPR	APEX	19248000	14138600	7.48	290065
Aug-2021	GOMD-VI	KLP S/S	Industrial	IPCL SAT	APEX		426000		400131
Aug-2021	GOMD-VI	KLP S/S	Industrial	ECL	APEX	1965000	1537300	0.09	470107
Aug-2021	GOMD-VI	KLP S/S	Industrial	SMGS PVT. LTD.	APEX	96800	99390	-2.68	440348
Aug-2021	GOMD-VI	KLP S/S	Industrial	ER TOPSI	APEX	No Meter	17000		410383
Aug-2021	GOMD-VI	KLP S/S	Industrial	IPCL SBR	APEX	0	0	0	400004
Aug-2021	GOMD-VI	Parulia	Industrial	Bamunara FDR# I	APEX	11517000	11187100	2.86%	440271
Aug-2021	GOMD-VI	Parulia	Industrial	Bamunara FDR# II	APEX	8827800	7961188	9.82%	440287
Aug-2021	GOMD-VI	Parulia	Industrial	DHCPL(+)-FDR	APEX	13827500	13671300	1.13%	440206
Aug-2021	GOMD-VI	Parulia	Industrial	Feeder# IV	APEX	11337100	11248800	0.78%	440141
Aug-2021	GOMD-VI	Parulia	Industrial	Feeder# II	APEX	8866500	8758200	1.22%	440208
Aug-2021	GOMD-VI	Parulia	Industrial	Feeder# I	APEX	8712900	8654000	0.68%	440235
Aug-2021	GOMD-VI	Parulia	Industrial	DSP-SAIL	APEX	53690000	53690000	0.00%	430113
Aug-2021	GOMD-VI	Barjora S/S	Industrial	33 kV Fdr#01	APEX	11685800	10578500	-0.418	440251
Aug-2021	GOMD-VI	Barjora S/S	Industrial		APEX		836830		440341
Aug-2021	GOMD-VI	Barjora S/S	Industrial		APEX		319370		490399
Aug-2021	GOMD-VI	Barjora S/S	Industrial	33 kV Fdr#02	APEX	704700	27000	-1.064	440289
Aug-2021	GOMD-VI	Barjora S/S	Industrial		APEX		685200		440294
Aug-2021	GOMD-VI	Barjora S/S	Industrial		APEX		0		440176
Aug-2021	GOMD-VI	Barjora S/S	Industrial	33 kV Fdr#03	APEX	10860300	4698400	-0.808	440219
Aug-2021	GOMD-VI	Barjora S/S	Industrial		APEX		18900		440258
Aug-2021	GOMD-VI	Barjora S/S	Industrial		APEX		9700		490420
Aug-2021	GOMD-VI	Barjora S/S	Industrial		APEX		6221100		440361
Aug-2021	GOMD-VI	Barjora S/S	Industrial	33 kV Fdr#04	APEX	13458600	13572400	-0.846	440214
Aug-2021	GOMD-VI	Barjora S/S	Industrial	33 kV Fdr#05	APEX	4099000	4130900	-0.778	440362
Aug-2021	GOMD-VI	Barjora S/S	Industrial	33 kV Fdr#06	APEX	2903800	434600	0.608	440283
Aug-2021	GOMD-VI	Barjora S/S	Industrial		APEX		2451536		440234
Aug-2021	GOMD-VI	Barjora S/S	Industrial	33 kV Fdr#08	APEX	1436000	1246700	-1.008	440236
Aug-2021	GOMD-VI	Barjora S/S	Industrial		APEX		93610		490268
Aug-2021	GOMD-VI	Barjora S/S	Industrial		APEX		110170		490379
Aug-2021	GOMD-VI	Barjora S/S	Industrial	33 kV Fdr#10	APEX	4816200	4263100	-0.822	440293
Aug-2021	GOMD-VI	Barjora S/S	Industrial		APEX		592700		440413
Aug-2021	GOMD-VI	Barjora S/S	Industrial	132 kV L#33	APEX	80350000	14720000	-0.115	440306
Aug-2021	GOMD-VI	Barjora S/S	Industrial		APEX		5356900		440346
Aug-2021	GOMD-VI	Barjora S/S	Industrial		APEX		4787700		440401
Aug-2021	GOMD-VI	Barjora S/S	Industrial		APEX		4348650		490416
Aug-2021	GOMD-VI	Barjora S/S	Industrial		APEX		20406400		440260
Aug-2021	GOMD-VI	Barjora S/S	Industrial		APEX		30823000		440217
Aug-2021	GOMD-VI	Barjora S/S	Industrial		APEX		2903500		440231
Aug-2021	GOMD-VI	MTPS S/S	Industrial	33 kV Fdr#1	APEX	2952800	62000	-0.430	440398
Aug-2021	GOMD-VI	MTPS S/S	Industrial	33 kV Fdr#2	APEX	348800	352100	-0.946	440250
Aug-2021	GOMD-VI	MTPS S/S	Industrial	33 kV Fdr#3	APEX	12792200	12743000	0.385	440209
Aug-2021	GOMD-VI	MTPS S/S	Industrial	33 kV Lafarge Fdr	APEX	8592100	3812600	-0.198	490273
Aug-2021	GOMD-VI	MTPS S/S	Industrial		APEX		343800		490284
Aug-2021	GOMD-VI	MTPS S/S	Industrial		APEX		4452700		440326
Aug-2021	GOMD-VI	MTPS S/S	Industrial		APEX		16819500		440366

Aug-2021	GOMD-VI	MTPS S/S	Industrial	33 kV Shyam Steel Fdr	APEX		299530	2.930	440408
Aug-2021	GOMD-VI	MTPS S/S	Industrial		APEX	17933300	288890		440409
Aug-2021	GOMD-VII	Ramgarh	Industrial	BFCL FEEDER :	APEX	7039200	6355200	-0.13	340081
Aug-2021			Industrial		APEX		294060		390431
Aug-2021			Industrial		APEX		398780		393288
Aug-2021	GOMD-VII	Ramgarh	Industrial	WEST BOKARO FDR-I :	APEX	7404200	5822700	3.68	160095
Aug-2021			Industrial		APEX		1341700		340196
Aug-2021			Industrial		APEX		-32,400		
Aug-2021	GOMD-VII	Ramgarh	Industrial	WEST BOKARO FDR-II :	APEX	7167500	132360	3.71	393245
Aug-2021			Industrial		APEX		3333000		360328
Aug-2021			Industrial		APEX		3436000		
Aug-2021	GOMD-VII	Ramgarh	Industrial	WEST BOKARO FDR-III :	APEX	6478100	513440	3.82	340253
Aug-2021			Industrial		APEX		11900		340266
Aug-2021			Industrial		APEX		516560		340192
Aug-2021			Industrial		APEX		5189000		
Aug-2021	GOMD-VII	Ramgarh	Industrial	CCL GIDDI FDR-I :	APEX	7813600	6925000	6.83	360093
Aug-2021			Industrial		APEX		354590		311440
Aug-2021	GOMD-VII	Ramgarh	Industrial	CCL GIDDI FDR-II :	APEX	12058500	0	2.62	360093
Aug-2021			Industrial		APEX		1976700		360121
Aug-2021			Industrial		APEX		9098000		340203
Aug-2021			Industrial		APEX		668170		390277
Aug-2021	GOMD-VII	Ramgarh	Industrial	DSL FDR I:	APEX	9296700	0	-0.66	340159
Aug-2021			Industrial		APEX		6884500		340213
Aug-2021			Industrial		APEX		2473700		390230
Aug-2021	GOMD-VII	Ramgarh	Industrial	DSL FDR II:	APEX	9779600	5608300	1.19	340159
Aug-2021			Industrial		APEX		2153500		340433
Aug-2021			Industrial		APEX		1901300		340438
Aug-2021	GOMD-VII	Ramgarh	Industrial	CCL KEDLA FDR-I+II from W/B R/S	APEX	5705600	5626100	1.39	360116
Aug-2021	GOMD-VII	Ramgarh	Industrial	TISCO WB FDR-I+II from W/B R/S	APEX	2537800	2534900	0.11	380092
Aug-2021	GOMD-VII	Ramgarh	Industrial	33KV JSEB Ghato fdr from W/B R/S	APEX	DONE FROM s/	359500		160072
Aug-2021	GOMD-VII	Ramgarh	Industrial	33KV JSEB Ramgarh fdr 1&2	APEX	DONE FROM s/	20769600		160020
Aug-2021	GOMD-VII	Ramgarh	Industrial	apping from L#78 (RMG-PAT) tappi	APEX	E FROM Consu	2735000		
Aug-2021	GOMD-VII	Ramgarh	Industrial	GFA Feeder	APEX	13574400	0	0.06	340081
Aug-2021			Industrial		APEX		13566499		340162
Aug-2021			Industrial		APEX		0		340417
Aug-2021	GOMD-VII	Ramgarh	Industrial	Radha casting feeder	APEX	13147200	5107850	0.15	340417
Aug-2021			Industrial		APEX		8019850		340419
Aug-2021			Industrial		APEX		0		
Aug-2021	GOMD-VII	Gola	Industrial	CCL Rajrappa fdr 1 (Kameshwar + Yash)	APEX	6011800	2909400	0.23	340430
Aug-2021			Industrial	APEX	3088500	340226			
Aug-2021	GOMD-VII	Gola	Industrial	CCL Rajrappa fdr 2 (CCL)	APEX	2599700	2588100	0.45	360098
Aug-2021	GOMD-VII	Gola	Industrial	JBVNL Huppu feeder	APEX	N/A	8703700	N/A	
Aug-2021	GOMD-VII	Gola	Industrial	JBVNL Chargi feeder(JBNVL + Kaimur)	APEX	N/A	5589000	N/A	100402
Aug-2021	GOMD-VII		Industrial	APEX					340280
Aug-2021	GOMD-VII	PATRATU	Industrial	Steel(JSPL)	APEX	16190000	16190000	0	340247
Aug-2021	GOMD-VII	PATRATU	Industrial	COAL(CCL Urimari)	APEX	2931200	2889900	1.4	360275
Aug-2021	GOMD-VII	PATRATU	Industrial	Cement(BCL)	APEX	1305700	12,95,400	0.79	390359
Aug-2021	GOMD-VII	North Karanpura S/s	Industrial	CCL (360117)	APEX	10360200	10360200	0	203
Aug-2021	GOMD-VII	North Karanpura S/s	Industrial	NTPC Limited Tandwa (390387)	APEX	870000	870500	-0.06%	390387
Aug-2021	GOMD-VII	North Karanpura S/s	Industrial	ECR Ray (209)	APEX	56,05,000	56,05,000	0	209

Month	GOMD	Substation	Feeder Type	Feeder Code/ID	Type of feeder meter (AM/AMR/Other)	Energy Received at feeder (KWH)	Energy Sale at Consumer end(KWH)	Energy Losses in Percentage (%)	Consumer No of corresponding feeder
Sep-2021	GOMD-I	BURDWAN	Industrial	EASTERN RAILWAY	APEX	7222000	7222000	0.0%	OPEN ACCESS MODE
Sep-2021	GOMD-I	BURDWAN	Industrial	SFAL	APEX		132,57,800		
Sep-2021	GOMD-I	BURDWAN	Industrial	SPSPL	APEX	17487485	42,48,500	-0.0011	440148
Sep-2021	GOMD-I	BURDWAN	Industrial	BRGD	APEX		90,80,800		440137
Sep-2021	GOMD-I	BURDWAN	Industrial	GCPL	APEX	132,24,801	26,82,800	0.0020	440254
Sep-2021	GOMD-I	BURDWAN	Industrial	MFPL	APEX		14,34,300		440262
Sep-2021	GOMD-I	BURDWAN	Industrial	NNI PE	APEX	13806866	137,97,000	0.001	440223
Sep-2021	GOMD-I	BURDWAN	Industrial	SSPL (HGL)	APEX	69,56,134	69,56,134	0.000	440136
Sep-2021	GOMD-I	HOWRAH	Industrial	L#27	APEX	9228000	9228000	0.000	890377
Sep-2021	GOMD-I	HOWRAH	Industrial	L#26	APEX	4947000	4947000	0.000	890312
Sep-2021	GOMD-I	KOLAGHAT	Industrial	L#26	APEX	2345700	2345700	0.000	440353
Sep-2021	GOMD-I	BELMURI	Industrial	E Rly	APEX	4860000	4860000	0.000	810029
Sep-2021	GOMD-II	Burnpur	Industrial	33 KV SAIL ISP	APEX	3911200.0	3893400.0	0.46	430015
Sep-2021	GOMD-II	Burnpur	Industrial	220 KV SAIL ISP	APEX	71402000.0	71293000.0	0.15	430314
Sep-2021	GOMD-II	PHPS	Industrial	33KV Fdr#1	APEX				490110, 440237
Sep-2021	GOMD-II	PHPS	Industrial	33KV Fdr#2	APEX				440187, 440190, 440228
Sep-2021	GOMD-II	KALYANESWARI	Industrial	132 KV MAL	APEX	25560.0	26061.0	-1.96	440143
Sep-2021	GOMD-II	KALYANESWARI	Industrial	33 KV BMASL	APEX	13113.0	13096.6	0.13	440212
Sep-2021	GOMD-II	KALYANESWARI	Industrial	33 KV chhabra ispat	APEX		1.7		440267
Sep-2021	GOMD-II	KALYANESWARI	Industrial	33 KV ASN, ALLOYS	APEX	7669.0	6873.7	0.68	440322
Sep-2021	GOMD-II	KALYANESWARI	Industrial	33 KV ETUPL	APEX		741.7		490424
Sep-2021	GOMD-II	KALYANESWARI	Industrial	33 KV ANJANEY FERRO	APEX	18780.4	18508.5	1.45	340118
Sep-2021	GOMD-II	KALYANESWARI	Industrial	33 KV MSPL	APEX	17147.0	16893.0	1.48	440286
Sep-2021	GOMD-II	RAMKANALI	Industrial	132KV IDL (ID-440222)	APEX	28816000	14151000	0.00	440222
Sep-2021	GOMD-II	RAMKANALI	Industrial	132KV SIPL (ID-440365)	APEX		14607000		440365
Sep-2021	GOMD-II	RAMKANALI	Industrial	25 KV (Fdr # CB01)	APEX	3576000	4890000	0.00	SE RLY ADRA M1
Sep-2021	GOMD-II	RAMKANALI	Industrial	26 KV (Fdr # CB02)	APEX	1316000			SE RLY ADRA M1
Sep-2021	GOMD-II	KUMARDHUBI	Industrial	132 KV RIDHI SIDHI	APEX	NA	3033200		340435
Sep-2021	GOMD-II	KUMARDHUBI	Industrial	33 KV KSPL	APEX		2926900		340418
Sep-2021	GOMD-II	KUMARDHUBI	Industrial	33KV BABA HI TECH	APEX		17400		390243
Sep-2021	GOMD-II	KUMARDHUBI	Industrial	33 KV MATHON CERAMIC	APEX		533000		390179
Sep-2021	GOMD-II	KUMARDHUBI	Industrial	33KV JVNLSANJAY CHOWK	APEX		2288250		
Sep-2021	GOMD-II	KUMARDHUBI	Industrial	33 KV JVNLS MUGMA II	APEX	6325800	4014100	0.00	
Sep-2021	GOMD-II	KUMARDHUBI	Industrial	33KV IPL DISHERGARH	APEX	4198000	4205000	0.00	400002
Sep-2021	GOMD-II	KUMARDHUBI	Industrial	33 KV BCCL CHANCH VICTORIA	APEX		2646000		350127
Sep-2021	GOMD-II	KUMARDHUBI	Industrial	33KV NATRAJ IRON	APEX	3314400	701700	0.01	340155
Sep-2021	GOMD-II	KUMARDHUBI	Industrial	33KV JVNLS KUMARDHUBI	APEX	NA	4721100		
Sep-2021	GOMD-II	KUMARDHUBI	Industrial	132 KV TSS E.RLY	APEX	NA	7228200		
Sep-2021	GOMD-II	RIGHT BANK	Industrial	RIGHTBANK-I/RCFA	APEX		498200		
Sep-2021	GOMD-II	RIGHT BANK	Industrial	RIGHTBANK-II/DWSS	APEX	12459800	1629700		
Sep-2021	GOMD-II	RIGHT BANK	Industrial	RIGHTBANK-I&II/JBVNL,CNP,CPH,	APEX		1032000		
Sep-2021	GOMD-II	MHS	Industrial	33KV CLW III/ CLW	APEX	2677200	2935000		49007
Sep-2021	GOMD-II	MHS	Industrial	33KVCLWII/ MVLELOQUENT STEEL, UJJWAL MINERAL	APEX	15617400	15536460	0.01	390130
Sep-2021	GOMD-II	MHS	Industrial	33KVCLWII/DENDUA	APEX	3611599	3611599	0.00	270060
Sep-2021	GOMD-II	MHS	Industrial	33KV KULTI I/SGW	APEX	10163100	882200	-0.01	430006
Sep-2021	GOMD-II	MHS	Industrial	33KV KULTI II/MPL COLONY,CITY ALLOY,JIPL	APEX		9268700		390337
Sep-2021	GOMD-III	JAMSHEDPUR	Industrial	132 KV TATA STEEL	APEX	20105000	20105000	0.00	501128
Sep-2021	GOMD-III	JAMSHEDPUR	Industrial	132 KV SER Salsajhari	APEX	7280000	7280000	0.00	520368
Sep-2021	GOMD-III	JAMSHEDPUR	Industrial	33 KV JUSCO	APEX	9699800	9699800	0.00	501309
Sep-2021	GOMD-III	PURULIA	Industrial	33KV PMCL Fdr	APEX	10130000	10130000	-0.22	440198
Sep-2021	GOMD-III	PURULIA	Industrial	33KV Bharat Hitech Cement U#1 Fdr	APEX	158560	158560		490168
Sep-2021	GOMD-III	PURULIA	Industrial	33KV Bharat Hitech Cement U#2 Fdr	APEX	296230	296230	-0.15	490407
Sep-2021	GOMD-III	CHANDIL	Industrial	132KV JUSCO	APEX	33655000	33655000	0.00	501363
Sep-2021	GOMD-III	CHANDIL	Industrial	Manikui TSS SE Railway	APEX	6412000	6412000	0.00	520367
Sep-2021	GOMD-III	Mosabani	Industrial	132KV S E RLY DVM TSS	APEX	5639000	5639000	0.00	520392
Sep-2021	GOMD-III	Mosabani	Industrial	132KV JBVNL DVM	APEX	500	500	0.00	720049
Sep-2021	GOMD-III	Mosabani	Industrial	33KV JBVNL(Direct fdr)	APEX	5690400	5690400	0.00	790034
Sep-2021	GOMD-III	Mosabani	Industrial	33KV JBVNL(HCL/ICCFdr)	APEX	1886150	1886150	0.00	790034
Sep-2021	GOMD IV	Putki S/S	Industrial	33 KV HMF Bhuli	APEX	10053600	6,23,400	2.12	340074
Sep-2021	GOMD IV	Putki S/S	Industrial	33 KV JBVNL godhar	APEX		92,17,000		150100
Sep-2021	GOMD IV	Putki S/S	Industrial	33 KV BCCL Moonidih	APEX	4652500	46,54,000	-0.03	350087
Sep-2021	GOMD IV	Putki S/S	Industrial	33 KV BCCL S Loyabad	APEX	3570400	35,69,000	0.04	350101
Sep-2021	GOMD IV	Putki S/S	Industrial	33 KV BCCL Katras Project	APEX		33,16,400		350111
Sep-2021	GOMD IV	Putki S/S	Industrial	132 KV BCCL Balihari	APEX		7586000		350119
Sep-2021	GOMD IV	Putki S/S	Industrial	33 KV BCCL Bhalgora	APEX		3768000		350125
Sep-2021	GOMD IV	Putki S/S	Industrial	33 KV BCCL Ramkanali	APEX		7455000		350129
Sep-2021	GOMD IV	Putki S/S	Industrial	33 KV TISCO Bhelatand	APEX		5702000		380086
Sep-2021	GOMD IV	Putki S/S	Industrial	SER Mahuda	APEX		71150		392340
Sep-2021	GOMD IV	Putki S/S	Industrial	33 KV JBVNL sindra	APEX		1269500		150104
Sep-2021	GOMD IV	Putki S/S	Industrial	33 KV JBVNL siju	APEX		1186700.0		150070
Sep-2021	GOMD IV	Putki S/S	Industrial	33 KV JBVNL Ganeshpur	APEX	12257400	12289300	-0.26	150009
Sep-2021	GOMD IV	Putki S/S	Industrial	33 KV JBVNL Jamadonba	APEX	5488800	54,42,600	1.87	150057
Sep-2021	GOMD IV	Putki S/S	Industrial	33 KV JBVNL Tilatand	APEX	6435500	64,29,400	0.09	150083
Sep-2021	GOMD IV	Sindri S/S	Industrial	132KV JBVNL	APEX	2603000	2603000	0.00	
Sep-2021	GOMD IV	Sindri S/S	Industrial	132 KV HURL	APEX	166000	166000	0.00	390436
Sep-2021	GOMD IV	Sindri S/S	Industrial	132KV RLY	APEX	5641000	5641000	0.00	
Sep-2021	GOMD IV	PATHERDIH S/S	Industrial		APEX				350078
Sep-2021	GOMD IV	PATHERDIH S/S	Industrial		APEX				330124
Sep-2021	GOMD IV	PATHERDIH S/S	Industrial	33KV SUDAMDHI #1&2	APEX	4851600	4764500	1.80	350115
Sep-2021	GOMD IV	PATHERDIH S/S	Industrial		APEX				350096
Sep-2021	GOMD IV	PATHERDIH S/S	Industrial	33KV Jealgora#1 &2	APEX	8901900	8660300	2.71	350393
Sep-2021	GOMD IV	PATHERDIH S/S	Industrial		APEX				
Sep-2021	GOMD IV	PATHERDIH S/S	Industrial		APEX				
Sep-2021	GOMD IV	PATHERDIH S/S	Industrial		APEX				
Sep-2021	GOMD IV	PATHERDIH S/S	Industrial		APEX				
Sep-2021	GOMD IV	PATHERDIH S/S	Industrial	33KV GOVINDPUR FDR# 1 & 2	APEX	11302400	10797400	4.47	350154350122340000000000,00,000
Sep-2021	GOMD IV	PATHERDIH S/S	Industrial	33KV Digwadih	APEX	4856700	6414700	-32.08	150012
Sep-2021	GOMD IV	PATHERDIH S/S	Industrial	33KV Chasnala	APEX	2854500	2854500	0.00	180067
Sep-2021	GOMD IV	PATHERDIH S/S	Industrial	132KV Railway	APEX	3558000	3558000	0.00	N/A
Sep-2021	GOMD IV	PATHERDIH S/S	Industrial		APEX				
Sep-2021	GOMD IV	PATHERDIH S/S	Industrial		APEX				
Sep-2021	GOMD IV	PATHERDIH S/S	Industrial		APEX				
Sep-2021	GOMD IV	PATHERDIH S/S	Industrial	33KV ELECTRO STEEL FDR	APEX	5165000	510620	1.14	390334,392382,393380,
Sep-2021	GOMD IV	PATHERDIH S/S	Industrial	33KV Tisco	APEX	5752500	6399100	-11.24	380102
Sep-2021	GOMD IV	PATHERDIH S/S	Industrial	132KV ACC	APEX	10226000	10226000	0.00	390017
Sep-2021	GOMD IV	PATHERDIH S/S	Industrial	33KV WBSEB Santhaldih	APEX	359000	359000	0.00	290073
Sep-2021	GOMD-IV	Nimiaghat	Industrial	JBVNL Banaso	APEX				
Sep-2021	GOMD-IV	Nimiaghat	Industrial	33kv Gomoh	APEX				
Sep-2021	GOMD-IV	Nimiaghat	Industrial	25kv EC railway	APEX				
Sep-2021	GOMD-IV	PATHERDIH S/S	Industrial	33KV WBSEB Santhaldih	APEX				290073
Sep-2021	GOMD-IV	BIADA	Industrial	33 KV O/G #01	APEX	988900	9,93,150	0.00	340428
Sep-2021	GOMD-IV	BIADA	Industrial	33 KV O/G #02	APEX	12274700	122,36,380	0.00	340389, 340432, 340442, 390370, 390394,
Sep-2021	GOMD-IV	BIADA	Industrial	33 KV O/G #03	APEX	4203900	42,03,900	0.00	390405, 390441
Sep-2021	GOMD-IV	BIADA	Industrial	33 KV O/G #04	APEX	7758000	72,20,550	0.07	190388, 390202 & 190079(M1F2)
Sep-2021	GOMD-IV	BIADA	Industrial	33 KV O/G #05	APEX				340307,340308,340426
Sep-2021	GOMD-IV	BIADA	Industrial	33 KV O/G #06	APEX	18781000	186,89,510	0.00	340301,340344, 340364, 340395, 340415,
Sep-2021	GOMD-IV	BIADA	Industrial	33 KV O/G #07	APEX	9940200	98,73,600	0.01	340173, 340447
Sep-2021	GOMD-IV	BIADA	Industrial	33 KV O/G #08	APEX	7200	7,170	0.00	390427

Sep-2021	GOMD-IV	BIADA	Industrial	33 KV CTPS-CHAS	APEX	8752200	81,28,400	0.07	190079 (M1F1)
Sep-2021	GOMD-IV	BIADA	Industrial	33 KV CTPS-JAINA	APEX	11221200	108,48,100	0.03	190069
Sep-2021	Gomd-IV	Giridih	Industrial	Lall Ferro Fdr.	APEX				340281,240345,390391,340412,340434,340244,390451,340453
Sep-2021	Gomd-IV	Giridih	Industrial	Balmukund fdr	APEX				340177,390256,340269,340278
Sep-2021	Gomd-IV	Giridih	Industrial	CCL fdr	APEX				360132,390329,340410
Sep-2021	Gomd-IV	Giridih	Industrial	Shivam fdr.	APEX				340156
Sep-2021	Gomd-IV	Giridih	Industrial	Atibir fdr.	APEX				340153,340204,340261,340290,340357
Sep-2021	Gomd-IV	Giridih	Industrial	Lall Steel Fdr.	APEX				340147,340327
Sep-2021	Gomd-IV	Giridih	Industrial	SSPL U-II Fdr	APEX				340347
Sep-2021	Gomd-IV	Giridih	Industrial	Satyam fdr.	APEX				340184
Sep-2021	Gomd-IV	Giridih	Industrial	AICL fdr	APEX				340279,340349
Sep-2021	Gomd-IV	Giridih	Industrial	Mongia fdr.	APEX				340146,390385,340241
Sep-2021	Gomd-IV	Giridih	Industrial	JBVNL Giridih Fdr-1	APEX				
Sep-2021	Gomd-IV	Giridih	Industrial	JBVNL Giridih Fdr-2	APEX				
Sep-2021	Gomd-IV	Giridih	Industrial	jbvnl jamua	APEX				
September 21	GOMD IV	Dhanbad S/S	Industrial		APEX		41,45,500		340339
September 21	GOMD IV	Dhanbad S/S	Industrial		APEX		4,18,340		390351
September 21	GOMD IV	Dhanbad S/S	Industrial		APEX		98,800		390372
September 21	GOMD IV	Dhanbad S/S	Industrial	34 KV JPL	APEX		1,81,710	-0.66	390373
September 21	GOMD IV	Dhanbad S/S	Industrial		APEX		13,670		390414
September 21	GOMD IV	Dhanbad S/S	Industrial		APEX		18,65,100		390421
September 21	GOMD IV	Dhanbad S/S	Industrial		APEX		1802950		390423
September 21	GOMD IV	Dhanbad S/S	Industrial		APEX	8552500	85100		390449
September 21	GOMD IV	Dhanbad S/S	Industrial	34 KV ISM	APEX	792000	803400	-1.44	390386
September 21	GOMD IV	Dhanbad S/S	Industrial	221 KV ESL	APEX	27130000	27077000	0.20	340317
September 21	GOMD IV	Dhanbad S/S	Industrial	34 KV JBVNL	APEX	1200.0	0.0	100.00	150089
Sep-2021			Industrial	221 KV BSL(SAIL)	APEX				330058
Sep-2021			Industrial	133 KV ECR RAJABERA	APEX				
Sep-2021			Industrial	34 KV MADHUBAN	APEX				350105
Sep-2021			Industrial	33 KV DUGDA	APEX				150082
Sep-2021			Industrial	33 KV DUGDA	APEX				350149
Sep-2021		CTPS OLD PLANT	Industrial	34 KV SRU	APEX				393218
Sep-2021	GOMD-V	Barhi	Industrial		APEX		3066500		340425
Sep-2021	GOMD-V	Barhi	Industrial	BARHI-THS	APEX	8130500		0.14	340429
Sep-2021	GOMD-V	Barhi	Industrial		APEX		1592900		340448
Sep-2021	GOMD-V	Barhi	Industrial		APEX		1481500		340446
Sep-2021	GOMD-V	132 KV Koderma	Industrial	33 KV SECL	APEX	8042000	8028600	0.00	340211
Sep-2021	GOMD-V	132 KV Koderma	Industrial	33 kv JSEB fdr # 1 & 2	APEX		15258900		190097
Sep-2021	GOMD-V	132 KV Koderma	Industrial	33 kv JDIPL	APEX	19158000	3191400	0.04	340276
Sep-2021	GOMD-V	33 KV Koderma R/S	Industrial	33 kv SISCL	APEX		470420		340376
Sep-2021	GOMD-V	33 KV Koderma R/S	Industrial	33 KV MVPL	APEX	1223200	750650	0.00	340391
Sep-2021	GOMD-V	33 KV Koderma R/S	Industrial	33KV DSMTPL	APEX		3844899		340437
Sep-2021	GOMD-V	33 KV Koderma R/S	Industrial	33 KV ASPL	APEX		200800		340439
Sep-2021	GOMD-V	33 KV Koderma R/S	Industrial	33KV TMPL	APEX		1827200		340249
Sep-2021	GOMD-V	33 KV Koderma R/S	Industrial	33 KV MRM	APEX		67340		390354
Sep-2021	GOMD-V	33 KV Koderma R/S	Industrial	33 KV CRFM	APEX	6112580	151850	0.00	390384
Sep-2021	GOMD-V	132 KV Koderma	Industrial	25 KV EC RLY	APEX	6439000	6439000	0.00	311042
Sep-2021	GOMD-V	Konar Sub-station	Industrial	132 kv RLY	APEX	3516000	3516000	0.00	
Sep-2021	GOMD-V	Konar Sub-station	Industrial	JSEB Banaso	APEX	4188700	4188700	0.00	
Sep-2021	GOMD-V	Konar Sub-station	Industrial	JSEB Karma	APEX	1419850	1419850	0.00	
Sep-2021	GOMD-V	220 KV KTPS	Industrial	34 kv JBVNL Fdr	APEX	8450200	8450200	0.00	
Sep-2021	GOMD-V	Hazaribag	Industrial	33KV JBVNL Fdr#1	APEX	6242300	6242300	0.00	
Sep-2021	GOMD-V	Hazaribag	Industrial	33KV JBVNL Fdr#2	APEX	6074700	6074700	0.00	
Sep-2021	GOMD-V	Hazaribag	Industrial	33KV JBVNL Fdr#3	APEX	8614400	8614400	0.00	
Sep-2021	GOMD-V	Hazaribag	Industrial	33KV JBVNL Fdr#4	APEX	10366650	10366650	0.00	
Sep-2021	GOMD-V	Hazaribag	Industrial	33KV JBVNL Fdr#5 mo	APEX	8450200	8450200	0.00	
Sep-2021	GOMD-VI	ASP S/S	Industrial	CPs	APEX		259070		440257
Sep-2021	GOMD-VI	ASP S/S	Industrial	33 KVHSPL	APEX	7071000		0.00	440397
Sep-2021	GOMD-VI	ASP S/S	Industrial	33KV DHTC	APEX	19,54,300	21,61,700	-0.11	490191
Sep-2021	GOMD-VI	ASP S/S	Industrial	132 KV SHYAM STEELAPEX 100	APEX		92,31,400		440411
Sep-2021	GOMD-VI	ASP S/S	Industrial	33 KV SFAL	APEX		83,05,000		440189
Sep-2021	GOMD-VI	ASP S/S	Industrial	33KV NIT	APEX	3,01,200	3,01,420	0.00	490342
Sep-2021	GOMD-VI	JAMURIA S/S	Industrial	RAIC Ltd	APEX				440356
Sep-2021	GOMD-VI	JAMURIA S/S	Industrial	Maan	APEX				440371
Sep-2021	GOMD-VI	JAMURIA S/S	Industrial	Satyam	APEX				440320
Sep-2021	GOMD-VI	JAMURIA S/S	Industrial	WBSEDCL	APEX				290375
Sep-2021	GOMD-VI	JAMURIA S/S	Industrial	Shyamseel	APEX				440338
Sep-2021	GOMD-VI	JAMURIA S/S	Industrial	GMPL	APEX				440444
Sep-2021	GOMD-VI	KLP S/S	Industrial	IPCL LPR	APEX		7398000		400005
Sep-2021	GOMD-VI	KLP S/S	Industrial	WBSEDCL LPR	APEX	22227000	13959900	3.91	290065
Sep-2021	GOMD-VI	KLP S/S	Industrial	IPCL SAT	APEX		1273100		400131
Sep-2021	GOMD-VI	KLP S/S	Industrial	ECL	APEX	2707000	1434300	-0.01	470107
Sep-2021	GOMD-VI	KLP S/S	Industrial	SMGS PVT. LTD.	APEX		92300		440348
Sep-2021	GOMD-VI	KLP S/S	Industrial	ER TOPSI	APEX	No Meter	17000		410383
Sep-2021	GOMD-VI	KLP S/S	Industrial	IPCL SBR	APEX	10000	9000		400004
Sep-2021	GOMD-VI	DGP	Industrial	L&T Feeder	APEX				Ultratech
Sep-2021	GOMD-VI	DGP	Industrial	Dinman Feeder	APEX				Dinman & Sova
Sep-2021	GOMD-VI	DGP	Industrial	GIL# 1 & GIL# 2 Feeders	APEX				GIL
Sep-2021	GOMD-VI	DGP	Industrial	Jaishree + BRAMHA Feeder	APEX				Brahm & Jaishree
Sep-2021	GOMD-VI	DGP	Industrial	Saran+WP Feeder	APEX				JBL#4
Sep-2021	GOMD-VI	DGP	Industrial	Ruhr Ispat Feeder	APEX				Ruhr+Calster+JVC+Saran+WP
Sep-2021	GOMD-VI	DGP	Industrial	Shivam Neo Feeder	APEX				Neo+Shivam+Venki
Sep-2021	GOMD-VI	DGP	Industrial	R R Balajee# II	APEX				SPS
Sep-2021	GOMD-VI	DGP	Industrial	R R Balajee# I	APEX				JBL#3
Sep-2021	GOMD-VI	DGP	Industrial	Mackeil Feeder	APEX				Alakananda+MI
Sep-2021	GOMD-VI	DGP	Industrial	Shyam Steel Feeder	APEX				Shyam
Sep-2021	GOMD-VI	DGP	Industrial	Sova Solar 415 Volt Feeder	APEX				Sova
Sep-2021	GOMD-VI	Parulia	Industrial	Bamunara FDR# I	APEX	11010000	10711600	0.03	440271
Sep-2021	GOMD-VI	Parulia	Industrial	Bamunara FDR# II	APEX	11184600	9691463	0.13	440287
Sep-2021	GOMD-VI	Parulia	Industrial	DHCPL(+) FDR	APEX	12516700	12375000	0.01	490374
Sep-2021	GOMD-VI	Parulia	Industrial	Feeder# IV	APEX	10089600	10023000	0.01	440141
Sep-2021	GOMD-VI	Parulia	Industrial	Feeder# II	APEX	8149800	8060960	0.01	440208
Sep-2021	GOMD-VI	Parulia	Industrial	Feeder# I	APEX	8788000	8731200	0.01	440235
Sep-2021	GOMD-VI	Parulia	Industrial	DSP-SAIL	APEX	43880000	43880000	0.00	440333
Sep-2021	GOMD-VI	Barjora S/S	Industrial	33 kv Fdr#01	APEX		6740800		440005
Sep-2021	GOMD-VI	Barjora S/S	Industrial		APEX		859410	-0.82	440341
Sep-2021	GOMD-VI	Barjora S/S	Industrial		APEX	7841900	306060		490399
Sep-2021	GOMD-VI	Barjora S/S	Industrial		APEX		24300		440289
Sep-2021	GOMD-VI	Barjora S/S	Industrial	33 kv Fdr#02	APEX		639700	-1.22	440294
Sep-2021	GOMD-VI	Barjora S/S	Industrial		APEX	656000	0		440176
Sep-2021	GOMD-VI	Barjora S/S	Industrial		APEX		4652300		440219
Sep-2021	GOMD-VI	Barjora S/S	Industrial		APEX		13900		440258
Sep-2021	GOMD-VI	Barjora S/S	Industrial	33 kv Fdr#03	APEX	11244800	13250	-1.20	490420
Sep-2021	GOMD-VI	Barjora S/S	Industrial		APEX		6799800		440361
Sep-2021	GOMD-VI	Barjora S/S	Industrial	33 kv Fdr#04	APEX	13831700	13973400	-1.02	440214
Sep-2021	GOMD-VI	Barjora S/S	Industrial	33 kv Fdr#05	APEX	3869000	3906500	-0.97	440362

Sep-2021	GOMD-VI	Barjora S/S	Industrial	33 kV Fdr#06	APEX	2823500	452300	-1.15	440283
Sep-2021	GOMD-VI	Barjora S/S	Industrial		APEX		2403600		440234
Sep-2021	GOMD-VI	Barjora S/S	Industrial		APEX		12100		440236
Sep-2021	GOMD-VI	Barjora S/S	Industrial	33 kV Fdr#08	APEX	220000	99920	-2.43	490268
Sep-2021	GOMD-VI	Barjora S/S	Industrial		APEX		113320		490379
Sep-2021	GOMD-VI	Barjora S/S	Industrial		APEX		4049900		440293
Sep-2021	GOMD-VI	Barjora S/S	Industrial	33 kV Fdr#10	APEX	0	634800	#DIV/0!	440413
Sep-2021	GOMD-VI	Barjora S/S	Industrial		APEX		14604000		440306
Sep-2021	GOMD-VI	Barjora S/S	Industrial		APEX		5197400		440346
Sep-2021	GOMD-VI	Barjora S/S	Industrial	132 kV LF33	APEX	85310000	4881200	6.97	440401
Sep-2021	GOMD-VI	Barjora S/S	Industrial		APEX		4176400		490416
Sep-2021	GOMD-VI	Barjora S/S	Industrial		APEX		18849800		440260
Sep-2021	GOMD-VI	Barjora S/S	Industrial		APEX		31659000		440217
Sep-2021	GOMD-VI	MTPS S/S	Industrial	33 kV Fdr#1	APEX	2645400	2629100	-0.25	440231
Sep-2021	GOMD-VI	MTPS S/S	Industrial		APEX		22900		440398
Sep-2021	GOMD-VI	MTPS S/S	Industrial	33 kV Fdr#2	APEX	317700	321500	-1.20	440250
Sep-2021	GOMD-VI	MTPS S/S	Industrial	33 kV Fdr#3	APEX	12671300	12620500	0.40	440209
Sep-2021	GOMD-VI	MTPS S/S	Industrial		APEX		3552600		490273
Sep-2021	GOMD-VI	MTPS S/S	Industrial	33 kV Lafarge Fdr	APEX	8029700	296600	-0.19	490284
Sep-2021	GOMD-VI	MTPS S/S	Industrial		APEX		4196000		440326
Sep-2021	GOMD-VI	MTPS S/S	Industrial		APEX		12700900		440366
Sep-2021	GOMD-VI	MTPS S/S	Industrial	33 kV Shyam Steel Fdr	APEX	13509800	213600	2.80	440408
Sep-2021	GOMD-VI	MTPS S/S	Industrial		APEX		216970		440409
Sep-2021	GOMD-VI	MTPS S/S	Industrial		APEX		5544300		340081
Sep-2021	GOMD-VII	Ramgarh	Industrial	BFCL FEEDER :	APEX	6204200	272980	-0.16	390431
Sep-2021	GOMD-VII	Ramgarh	Industrial		APEX		396620		393288
Sep-2021	GOMD-VII	Ramgarh	Industrial	WEST BOKARO FDR-I :	APEX	7650200	5830500	3.59	160095
Sep-2021	GOMD-VII	Ramgarh	Industrial		APEX		1338600		340196
Sep-2021	GOMD-VII	Ramgarh	Industrial		APEX		2,06,200		
Sep-2021	GOMD-VII	Ramgarh	Industrial	WEST BOKARO FDR-II :	APEX	7632800	108380	4.19	393245
Sep-2021	GOMD-VII	Ramgarh	Industrial		APEX		3212500		360328
Sep-2021	GOMD-VII	Ramgarh	Industrial		APEX		3991800		
Sep-2021	GOMD-VII	Ramgarh	Industrial		APEX		411090		340253
Sep-2021	GOMD-VII	Ramgarh	Industrial	WEST BOKARO FDR-III :	APEX	6494600	9200	4.28	340266
Sep-2021	GOMD-VII	Ramgarh	Industrial		APEX		478180		340192
Sep-2021	GOMD-VII	Ramgarh	Industrial		APEX		5318300		
Sep-2021	GOMD-VII	Ramgarh	Industrial	CCL GIDDI FDR-I :	APEX	7335500	6530200	6.67	360093
Sep-2021	GOMD-VII	Ramgarh	Industrial		APEX		315660		311440
Sep-2021	GOMD-VII	Ramgarh	Industrial		APEX		-1700		360093
Sep-2021	GOMD-VII	Ramgarh	Industrial	CCL GIDDI FDR-II :	APEX	11923300	1923100	2.78	360121
Sep-2021	GOMD-VII	Ramgarh	Industrial		APEX		9068500		340203
Sep-2021	GOMD-VII	Ramgarh	Industrial		APEX		602310		390277
Sep-2021	GOMD-VII	Ramgarh	Industrial		APEX		67200		340159
Sep-2021	GOMD-VII	Ramgarh	Industrial	DSL FDR I:	APEX	8787000	6127300	-0.65	340213
Sep-2021	GOMD-VII	Ramgarh	Industrial		APEX		2649200		390230
Sep-2021	GOMD-VII	Ramgarh	Industrial		APEX		6796000		340159
Sep-2021	GOMD-VII	Ramgarh	Industrial	DSL FDR II:	APEX	10420300	1681474	1.68	340433
Sep-2021	GOMD-VII	Ramgarh	Industrial		APEX		1767699		340438
Sep-2021	GOMD-VII	Ramgarh	Industrial	CCL KEDLA FDR-I+II from W/B R/S	APEX	5588100	5506500	1.46	360116
Sep-2021	GOMD-VII	Ramgarh	Industrial	TISCO WB FDR-I+II from W/B R/S	APEX	3605900	3601400	0.12	380092
Sep-2021	GOMD-VII	Ramgarh	Industrial	33KV JSEB Ghato fdr from W/B R/S	APEX	ONE FROM S	331800		160072
Sep-2021	GOMD-VII	Ramgarh	Industrial	33KV JSEB Ramgarh fdr 1&2	APEX	ONE FROM S	19795000		160020
Sep-2021	GOMD-VII	Ramgarh	Industrial	132KV tapping from L#78 (RMG-PAT) tapping loc 9	APEX	FROM Cons	3087000		
Sep-2021	GOMD-VII	Ramgarh	Industrial		APEX		0		340081
Sep-2021	GOMD-VII	Ramgarh	Industrial	GFA Feeder	APEX	12634200	12650200	-0.13	340162
Sep-2021	GOMD-VII	Ramgarh	Industrial		APEX		0		340417
Sep-2021	GOMD-VII	Ramgarh	Industrial		APEX		4785300		340417
Sep-2021	GOMD-VII	Ramgarh	Industrial	Radha casting feeder	APEX	12587300	7784700	0.14	340419
Sep-2021	GOMD-VII	Ramgarh	Industrial		APEX		0		
Sep-2021	GOMD-VII	Ramgarh	Industrial		APEX		2859650		340430
Sep-2021	GOMD-VII	Gola	Industrial	CCL Rajrappa fdr 1 (Kameshwar + Yash)	APEX	5793900	2922200	0.21	340226
Sep-2021	GOMD-VII	Gola	Industrial	CCL Rajrappa fdr 2 (CCL)	APEX	2405600	2392500	0.54	360098
Sep-2021	GOMD-VII	Gola	Industrial	JBNVL Huppu feeder	APEX	N/A	7971200	N/A	
Sep-2021	GOMD-VII	Gola	Industrial		APEX	N/A	5010150	N/A	100402
Sep-2021	GOMD-VII	Gola	Industrial	JBNVL Chargi feeder(JBNVL + Kaimur)	APEX				340280
Sep-2021	GOMD-VII	PATRATU	Industrial	Steel(JSPL)	APEX	11594000	11594000	0.00	340247
Sep-2021	GOMD-VII	PATRATU	Industrial	COAL(CCL Urimari)	APEX	2640100	26,03,900	1.37	360275
Sep-2021	GOMD-VII	PATRATU	Industrial	Cement(BCL)	APEX	1363700	13,53,400	0.76	390359
Sep-2021	GOMD-VII	North Karanpura S/s	Industrial	CCL (360117)	APEX	10296800	10296800	0.00	203
Sep-2021	GOMD-VII	North Karanpura S/s	Industrial	NTPC Limited Tandwa (390387)	APEX	1028000	1015500	0.01	390387
Sep-2021	GOMD-VII	North Karanpura S/s	Industrial	NTPC Limited Pakri Barwadith Coal Mines (390450)	APEX				390450
Sep-2021	GOMD-VII	North Karanpura S/s	Industrial	ECR Ray (209)	APEX	63,48,000	63,48,000	0.00	209

SI No	Month	GOMD	Substation	Feeder Code/ID	Type of feeder	Type of feeder meter (AMI/AMR/Other)	Energy Received at feeder (KWH)	Energy Sale at Consumer end(KWH)	Energy Losses in Percentage (%)	Consumer No of corresponding feeder
1	July 21	GOMD IV	Sindri S/S	132KV JBVNL	Industrial	APEX	2633000	2633000	0	
2	July 21	GOMD IV	Sindri S/S	132 KV HURL	Industrial	APEX	75000	75000	0	390436
3	July 21	GOMD IV	Sindri S/S	132KV RLY	Industrial	APEX	5728000	5728000	0	
1	August 21	GOMD IV	Sindri S/S	132KV JBVNL	Industrial	APEX	2656000	2656000	0	
2	August 21	GOMD IV	Sindri S/S	132 KV HURL	Industrial	APEX	112000	112000	0	390436
3	August 21	GOMD IV	Sindri S/S	132KV RLY	Industrial	APEX	5951000	5951000	0	
1	SEPT 21	GOMD IV	Sindri S/S	132KV JBVNL	Industrial	APEX	2603000	2603000	0	
2	SEPT 21	GOMD IV	Sindri S/S	132 KV HURL	Industrial	APEX	166000	166000	0	390436
3	SEPT 21	GOMD IV	Sindri S/S	132KV RLY	Industrial	APEX	5641000	5641000	0	

SI No	Month	GOMD	Substation	Feeder Code/ID	Type of feeder	Type of feeder	Energy Received	Energy Sale at	Energy Losses in	Consumer No of
1	July 21	GOMD IV	Dhanbad S/S	33 KV JPL	Industrial	Other	8870000	42,94,400	-1.483	340339
2	July 21	GOMD IV	Dhanbad S/S					4,12,060		390351
3	July 21	GOMD IV	Dhanbad S/S					1,34,200		390372
4	July 21	GOMD IV	Dhanbad S/S					1,67,470		390373
5	July 21	GOMD IV	Dhanbad S/S					68,610		390414
6	July 21	GOMD IV	Dhanbad S/S					19,92,760		390421
7	July 21	GOMD IV	Dhanbad S/S					1934400		390423
8	July 21	GOMD IV	Dhanbad S/S							
9	July 21	GOMD IV	Dhanbad S/S	33 KV ISM	Industrial	Other	667400	694200	-4.02	390386
10	July 21	GOMD IV	Dhanbad S/S	220 KV ESL	Industrial	Other	14303000	14437000	-0.94	340317
11	July 21	GOMD IV	Dhanbad S/S	33 KV JBVNL	Discom	Other	600.0	2500.0	76.00	150089
12	August 21	GOMD IV	Dhanbad S/S	33 KV JPL	Industrial	Other	9087400	43,91,800	-0.629	340339
13	August 21	GOMD IV	Dhanbad S/S					4,59,980		390351
14	August 21	GOMD IV	Dhanbad S/S					1,06,900		390372
15	August 21	GOMD IV	Dhanbad S/S					1,92,980		390373
16	August 21	GOMD IV	Dhanbad S/S					47,400		390414
17	August 21	GOMD IV	Dhanbad S/S					18,91,340		390421
18	August 21	GOMD IV	Dhanbad S/S					2056050		390423
19	August 21	GOMD IV	Dhanbad S/S							
20	August 21	GOMD IV	Dhanbad S/S	33 KV ISM	Industrial	Other	698800	709200	-1.49	390386
21	August 21	GOMD IV	Dhanbad S/S	220 KV ESL	Industrial	Other	18514000	18563000	-0.26	340317
22	August 21	GOMD IV	Dhanbad S/S	33 KV JBVNL	Discom	Other	1500.0	0.0	100.00	150089
23	September 21	GOMD IV	Dhanbad S/S	33 KV JPL	Industrial	Other	8552500	41,45,500	-0.661	340339
24	September 21	GOMD IV	Dhanbad S/S					4,18,340		390351
25	September 21	GOMD IV	Dhanbad S/S					98,800		390372
26	September 21	GOMD IV	Dhanbad S/S					1,81,710		390373
27	September 21	GOMD IV	Dhanbad S/S					13,670		390414
28	September 21	GOMD IV	Dhanbad S/S					18,65,100		390421
29	September 21	GOMD IV	Dhanbad S/S					1802950		390423
30	September 21	GOMD IV	Dhanbad S/S							
31	September 21	GOMD IV	Dhanbad S/S	33 KV ISM	Industrial	Other	792000	803400	-1.44	390386
32	September 21	GOMD IV	Dhanbad S/S	220 KV ESL	Industrial	Other	27130000	27077000	0.2	340317
33	September 21	GOMD IV	Dhanbad S/S	33 KV JBVNL	Discom	Other	1200.0	0.0	100.00	150089

Month	GOMD	Substation	Feeder Code/ID	Type of feeder	Type of feeder meter (AMI/AMR/Other)	Energy Received at feeder (KWH)	Energy Sale at Consumer end(KWH)	Energy Losses in Percentage (%)	Consumer No of corresponding feeder
July 21	GOMD-VII	PATRATU	340247	Steel(JSPL)	APEX	5806000	5806000	0	190
July 21	GOMD-VII	PATRATU	360275	COAL(CCL Urimari)	APEX	2951000	2912700	1.3	360275
July 21	GOMD-VII	PATRATU	390359	Cement(BCL)	APEX	1354200	13,43,900	0.76	197
August'21	GOMD-VII	PATRATU	340247	Steel(JSPL)	APEX	16190000	16190000	0	190
August'21	GOMD-VII	PATRATU	360275	COAL(CCL Urimari)	APEX	2931200	2889900	1.4	360275
August'21	GOMD-VII	PATRATU	390359	Cement(BCL)	APEX	1305700	12,95,400	0.79	197
September' 21	GOMD-VII	PATRATU	340247	Steel(JSPL)	APEX	11594000	11594000	0	190
September' 21	GOMD-VII	PATRATU	360275	COAL(CCL Urimari)	APEX	2640100	26,03,900	1.37	360275
September' 21	GOMD-VII	PATRATU	390359	Cement(BCL)	APEX	1363700	13,53,400	0.76	197

SI No	Month	GOMD	Substation	Feeder Code/ID	Type of Feeder	Energy Received at feeder (KWH)	Energy Sale at	Energy Losses in	Consumer No of
1	Jul-21	GOMD-VII	Ramgarh	BFCL FEEDER :	BFCL (Bihar Foundry & Castings Ltd)	Industrial	7745000	-0.05	340081
					SM Process	Industrial			390431
					IFICO Refractories	Industrial			393288
2	Jul-21	GOMD-VII	Ramgarh	WEST BOKARO FDR-I :	JBVNL, Kujju	Industrial	7334000	3.87	160095
					Balashree Metals Pvt Ltd	Industrial			340196
					W/B R/S end meter fdr-I	Industrial			
3	Jul-21	GOMD-VII	Ramgarh	WEST BOKARO FDR-II :	SAIL, BRL	Industrial	6866800	3.59	393245
					CCL, Kujju	Industrial			360328
					W/B R/S end meter fdr-II	Industrial			
4	Jul-21	GOMD-VII	Ramgarh	WEST BOKARO FDR-III :	Aloke Steels Industries Pvt Ltd	Industrial	6075700	3.77	340253
					OM SHANTI Steel & Casting (P) Ltd	Industrial			340266
					SRI RAM POWER & Steel Pvt Ltd	Industrial			340192
					W/B R/S end meter fdr-III	Industrial			
5	Jul-21	GOMD-VII	Ramgarh	CCL GIDDI FDR-I :	CCL, Giddi-I	Industrial	7784900	6.58	360093
					33kv ECR Barka	Industrial			311440
6	Jul-21	GOMD-VII	Ramgarh	CCL GIDDI FDR-II :	CCL, Giddi-II	Industrial	10369200	2.34	360093
					CCL, Sirka	Industrial			360121
					JIPL (Jharkhand Ispat Pvt Ltd)	Industrial			340203
					GARRISON Engineer, Ramgarh Cantt	Non-Industrial			390277
7	Jul-21	GOMD-VII	Ramgarh	DSL FDR I:	Dayal Steels Ltd-I	Industrial	9305600	-0.64	340159
					Maihar Alloys (P) Ltd	Industrial			340213
					Calcutta Carbide	Industrial			390230
8	Jul-21	GOMD-VII	Ramgarh	DSL FDR II:	Dayal Steels Ltd-II	Industrial	11226500	1.55	340159
					Vaishnavi Ferrotech	Industrial			340433
					Globe Steel	Industrial			340438
9	Jul-21	GOMD-VII	Ramgarh	CCL KEDLA FDR-I+II from W/B R/S	CCL, Kedla	Industrial	5646900	1.41	360116
10	Jul-21	GOMD-VII	Ramgarh	TISCO WB FDR-I+II from W/B R/S	Tisco, W/B	Industrial	2339900	0.12	380092
11	Jul-21	GOMD-VII	Ramgarh	33KV JSEB Ghato fdr from W/B R/S	JBVNL, Ghato	Industrial	METERING DONE FROM s/S EN		160072
12	Jul-21	GOMD-VII	Ramgarh	33KV JSEB Ramgarh fdr 1&2	JBVNL, Ramgarh	Industrial	METERING DONE FROM s/S EN		160020
13	Jul-21	GOMD-VII	Ramgarh	132KV tapping from L#78 (RMG-PAT) tapping	ECR, Barkakana	Industrial	METERING DONE FROM Const		2705000
14	Jul-21	GOMD-VII	Ramgarh	GFA Feeder	BFCL (Bihar Foundry & Castings Ltd)	Industrial	13332300	0	340081
					GFAL (Gautam Ferro)	Industrial			340162
					Nanak	Industrial			340417
15	Jul-21	GOMD-VII	Ramgarh	Radha casting feeder	Nanak	Industrial	13360900	0.17	340417
					Radha casting	Industrial			340419
					NA	Industrial			
SI No	Month	GOMD	Substation	Feeder Code/ID	Type of Feeder	Energy Received at feeder (KWH)	Energy Sale at	Energy Losses in	Consumer No of
1	Aug-21	GOMD-VII	Ramgarh	BFCL FEEDER :	BFCL (Bihar Foundry & Castings Ltd)	Industrial	7039200	-0.13	340081
					SM Process	Industrial			390431
					IFICO Refractories	Industrial			393288
2	Aug-21	GOMD-VII	Ramgarh	WEST BOKARO FDR-I :	JBVNL, Kujju	Industrial	7404200	3.68	160095
					Balashree Metals Pvt Ltd	Industrial			340196
					W/B R/S end meter fdr-I	Industrial			
3	Aug-21	GOMD-VII	Ramgarh	WEST BOKARO FDR-II :	SAIL, BRL	Industrial	7167500	3.71	393245
					CCL, Kujju	Industrial			360328
					W/B R/S end meter fdr-II	Industrial			
4	Aug-21	GOMD-VII	Ramgarh	WEST BOKARO FDR-III :	Aloke Steels Industries Pvt Ltd	Industrial	6478100	3.82	340253
					OM SHANTI Steel & Casting (P) Ltd	Industrial			340266
					SRI RAM POWER & Steel Pvt Ltd	Industrial			340192
					W/B R/S end meter fdr-III	Industrial			
5	Aug-21	GOMD-VII	Ramgarh	CCL GIDDI FDR-I :	CCL, Giddi-I	Industrial	7813600	6.83	360093
					33kv ECR Barka	Industrial			311440

6	Aug-21	GOMD-VII	Ramgarh	CCL GIDDI FDR-II :	CCL, Giddi-II	Industrial	12058500	0	2.62	360093
					CCL, Sirka	Industrial		1976700		360121
					JIPL (Jharkhand Ispat Pvt Ltd)	Industrial		9098000		340203
					GARRISON Engineer, Ramgarh Cantt	Non-Industrial		668170		390277
7	Aug-21	GOMD-VII	Ramgarh	DSL FDR I:	Dayal Steels Ltd-I	Industrial	9296700	0	-0.66	340159
					Maihar Alloys (P) Ltd	Industrial		6884500		340213
					Calcutta Carbide	Industrial		2473700		390230
8	Aug-21	GOMD-VII	Ramgarh	DSL FDR II:	Dayal Steels Ltd-II	Industrial	9779600	5608300	1.19	340159
					Vaishnavi Ferrotech	Industrial		2153500		340433
					Globe Steel	Industrial		1901300		340438
9	Aug-21	GOMD-VII	Ramgarh	CCL KEDLA FDR-I+II from W/B R/S	CCL, Kedla	Industrial	5705600	5626100	1.39	360116
10	Aug-21	GOMD-VII	Ramgarh	TISCO WB FDR-I+II from W/B R/S	Tisco, W/B	Industrial	2537800	2534900	0.11	380092
11	Aug-21	GOMD-VII	Ramgarh	33KV JSEB Ghato fdr from W/B R/S	JBVNL, Ghato	Industrial	METERING DONE FROM s/S EN	3595000		160072
12	Aug-21	GOMD-VII	Ramgarh	33KV JSEB Ramgarh fdr 1&2	JBVNL, Ramgarh	Industrial	METERING DONE FROM s/S EN	20769600		160020
13	Aug-21	GOMD-VII	Ramgarh	132KV tapping from L#78 (RMG-PAT) tapp	ECR, Barkakana	Industrial	METERING DONE FROM Const	2735000		
14	Aug-21	GOMD-VII	Ramgarh	GFA Feeder	BFCL (Bihar Foundry & Castings Ltd)	Industrial	13574400	0	0.06	340081
					GFAL (Gautam Ferro)	Industrial		13566499		340162
					Nanak	Industrial		0		340417
15	Aug-21	GOMD-VII	Ramgarh	Radha casting feeder	Nanak	Industrial	13147200	5107850	0.15	340417
					Radha casting	Industrial		8019850		340419
					NA	Industrial		0		
SI No	Month	GOMD	Substation	Feeder Code/ID	Type of Feeder	Energy Received at feeder (KWH)	Energy Sale at	Energy Losses in	Consumer No of	
1	Sep-21	GOMD-VII	Ramgarh	BFCL FEEDER :	BFCL (Bihar Foundry & Castings Ltd)	Industrial	6204200	5544300	-0.16	340081
					SM Process	Industrial		272980		390431
					IFICO Refractories	Industrial		396620		393288
2	Sep-21	GOMD-VII	Ramgarh	WEST BOKARO FDR-I :	JBVNL, Kujju	Industrial	7650200	5830500	3.59	160095
					Balashree Metals Pvt Ltd	Industrial		1338600		340196
					W/B R/S end meter fdr-I	Industrial		2,06,200		
3	Sep-21	GOMD-VII	Ramgarh	WEST BOKARO FDR-II :	SAIL, BRL	Industrial	7632800	108380	4.19	393245
					CCL, Kujju	Industrial		3212500		360328
					W/B R/S end meter fdr-II	Industrial		3991800		
4	Sep-21	GOMD-VII	Ramgarh	WEST BOKARO FDR-III :	Aloke Steels Industries Pvt Ltd	Industrial	6494600	411090	4.28	340253
					OM SHANTI Steel & Casting (P) Ltd	Industrial		9200		340266
					SRI RAM POWER & Steel Pvt Ltd	Industrial		478180		340192
					W/B R/S end meter fdr-III	Industrial		5318300		
5	Sep-21	GOMD-VII	Ramgarh	CCL GIDDI FDR-I :	CCL, Giddi-I	Industrial	7335500	6530200	6.67	360093
					33kv ECR Barka	Industrial		315660		311440
6	Sep-21	GOMD-VII	Ramgarh	CCL GIDDI FDR-II :	CCL, Giddi-II	Industrial	11923300	-1700	2.78	360093
					CCL, Sirka	Industrial		1923100		360121
					JIPL (Jharkhand Ispat Pvt Ltd)	Industrial		9068500		340203
					GARRISON Engineer, Ramgarh Cantt	Non-Industrial		602310		390277
7	Sep-21	GOMD-VII	Ramgarh	DSL FDR I:	Dayal Steels Ltd-I	Industrial	8787000	67200	-0.65	340159
					Maihar Alloys (P) Ltd	Industrial		6127300		340213
					Calcutta Carbide	Industrial		2649200		390230
8	Sep-21	GOMD-VII	Ramgarh	DSL FDR II:	Dayal Steels Ltd-II	Industrial	10420300	6796000	1.68	340159
					Vaishnavi Ferrotech	Industrial		1681474		340433
					Globe Steel	Industrial		1767699		340438
9	Sep-21	GOMD-VII	Ramgarh	CCL KEDLA FDR-I+II from W/B R/S	CCL, Kedla	Industrial	5588100	5506500	1.46	360116
10	Sep-21	GOMD-VII	Ramgarh	TISCO WB FDR-I+II from W/B R/S	Tisco, W/B	Industrial	3605900	3601400	0.12	380092
11	Sep-21	GOMD-VII	Ramgarh	33KV JSEB Ghato fdr from W/B R/S	JBVNL, Ghato	Industrial	METERING DONE FROM s/S EN	331800		160072
12	Sep-21	GOMD-VII	Ramgarh	33KV JSEB Ramgarh fdr 1&2	JBVNL, Ramgarh	Industrial	METERING DONE FROM s/S EN	19795000		160020
13	Sep-21	GOMD-VII	Ramgarh	132KV tapping from L#78 (RMG-PAT) tapp	ECR, Barkakana	Industrial	METERING DONE FROM Const	3087000		

14	Sep-21	GOMD-VII	Ramgarh	GFA Feeder	BFCL (Bihar Foundry & Castings Ltd)	Industrial	12634200	0	-0.13	340081
					GFAL (Gautam Ferro)	Industrial		12650200		340162
					Nanak	Industrial		0		340417
15	Sep-21	GOMD-VII	Ramgarh	Radha casting feeder	Nanak	Industrial	12587300	4785300	0.14	340417
					Radha casting	Industrial		7784700		340419
					NA	Industrial		0		

SI No	Month	GOMD	Substation	Feeder Code/ID	Type of feeder	Type of feeder meter (AMI/AMR/Other)	Energy Received at feeder (KWH)	Energy Sale at Consumer end(KWH)	Energy Losses in Percentage (%)	Consumer No of corresponding feeder
1	July 21	GOMD-VI	JAMURIA S/S	33 kV feeder#1	RAIC Ltd	APEX	64,88,000	65,13,100	-0.39	440356
2	July 21	GOMD-VI	JAMURIA S/S	33 kV Feeder#2	Maan	APEX		19,90,100	-1.69%	440371
3	July 21	GOMD-VI	JAMURIA S/S		Satyam	APEX		68,70,600		440320
4	July 21	GOMD-VI	JAMURIA S/S		WBSEDCL	APEX	14966000	63,57,600		290375
5	July 21	GOMD-VI	JAMURIA S/S		33 kV Feeder#3	Shyamsel	APEX	9044900		9056735
						APEX				
6	August 21	GOMD-VI	JAMURIA S/S	33 kV feeder#1	RAIC Ltd	APEX	6987500	7013400	-0.370661896	440356
7	August 21	GOMD-VI	JAMURIA S/S	33 kV Feeder#2	Maan	APEX		4201600		440371
8	August 21	GOMD-VI	JAMURIA S/S		Satyam	APEX		6752400		440320
9	August 21	GOMD-VI	JAMURIA S/S		WBSEDCL	APEX	17454000	6583800	-0.48011917	290375
10	August 21	GOMD-VI	JAMURIA S/S		33 kV Feeder#3	Shyamsel	APEX		9118900	
11	August 21	GOMD-VI	JAMURIA S/S		GMPL	APEX	9320100	429200	-2.446325683	440444
						APEX				
12	September 21	GOMD-VI	JAMURIA S/S	33 kV feeder#1	RAIC Ltd	APEX	7851300	7880900	-0.377007629	440356
13	September 21	GOMD-VI	JAMURIA S/S	33 kV Feeder#2	Maan	APEX		3260500		440371
14	September 21	GOMD-VI	JAMURIA S/S		Satyam	APEX		6661600		440320
15	September 21	GOMD-VI	JAMURIA S/S		WBSEDCL	APEX	15675000	5976400	-1.425837321	290375
16	September 21	GOMD-VI	JAMURIA S/S		33 kV Feeder#3	Shyamsel	APEX		8644600	
17	September 21	GOMD-VI	JAMURIA S/S		GMPL	APEX	9706800	1107200	-0.463592533	440444

Month	GOMD	Substation	Feeder Code/ID	Type of feeder	Type of feeder meter (AMI/AMR/Other)	Energy Received at feeder (KWH)	Energy Sale at Consumer end(KWH)	Energy Losses in Percentage (%)	Consumer No of corresponding feeder
Jul-21	GOMD-VI	DGP	L&T Feeder	Industrial	APEX	2914700	2914800	0	Ultratech
Jul-21	GOMD-VI	DGP	Dinman Feeder	Industrial	APEX	674300	697770	-3.48	Dinman & Sova
Jul-21	GOMD-VI	DGP	GIL# I & GIL# II Feeders	Industrial	APEX	26307000	27245000	-3.57	GIL
Jul-21	GOMD-VI	DGP	Jaishree + BRAMHA Feeder	Industrial	APEX	7608000	7839600	-3.14	Brahm & Jaishree
Jul-21	GOMD-VI	DGP	Saran+WP Feeder	Industrial	APEX				
Jul-21	GOMD-VI	DGP	Ruhr Ispat Feeder	Industrial	APEX	10612600	11005299.94	-3.7	Ruhr+Calster+JVC+Saran+WP
Jul-21	GOMD-VI	DGP	Shivam Neo feeder	Industrial	APEX	3509400	3694900	-5.29	Neo+Shivam+Venki
Jul-21	GOMD-VI	DGP	R R Balajee# II	Industrial	APEX				SPS
Jul-21	GOMD-VI	DGP	R R Balajee# I	Industrial	APEX	11526200	11938800	-3.58	JBIL#3
Jul-21	GOMD-VI	DGP	Mackeil Feeder	Industrial	APEX	14881000	15459500	-3.89	Alakananda+MI
Jul-21	GOMD-VI	DGP	Shyam Steel Feeder	Industrial	APEX	13928600	14504500	-4.13	Shyam
Jul-21	GOMD-VI	DGP	Sova Solar 415 Volt Feeder	Industrial		5928	5840	1.48	Sova
Aug-21	GOMD-VI	DGP	L&T Feeder	Industrial	APEX	2573300	2573400	0	Ultratech
Aug-21	GOMD-VI	DGP	Dinman Feeder	Industrial	APEX	1165600	1323910	-13.58	Dinman & Sova
Aug-21	GOMD-VI	DGP	GIL# I & GIL# II Feeders	Industrial	APEX	29721000	29755000	-0.11	GIL
Aug-21	GOMD-VI	DGP	Jaishree + BRAMHA Feeder	Industrial	APEX	7975600	8396998	-5.28	Brahm & Jaishree
Aug-21	GOMD-VI	DGP	Saran+WP Feeder	Industrial	APEX				JBIL#4
Aug-21	GOMD-VI	DGP	Ruhr Ispat Feeder	Industrial	APEX	12103700	12152500.06	-0.4	Ruhr+Calster+JVC+Saran+WP
Aug-21	GOMD-VI	DGP	Shivam Neo feeder	Industrial	APEX	6377400	6418600	-0.65	Neo+Shivam+Venki
Aug-21	GOMD-VI	DGP	R R Balajee# II	Industrial	APEX100	1237200	1234200	0.24	SPS
Aug-21	GOMD-VI	DGP	R R Balajee# I	Industrial	APEX	10441900	11156400.35	-6.84	JBIL#3
Aug-21	GOMD-VI	DGP	Mackeil Feeder	Industrial	APEX	14136300	14216000	-0.56	Alakananda+MI
Aug-21	GOMD-VI	DGP	Shyam Steel Feeder	Industrial	APEX	10909500	14735300	-35.07	Shyam
Aug-21	GOMD-VI	DGP	Sova Solar 415 Volt Feeder	Industrial		7499.4	7381.4	1.57	Sova
Sep-21	GOMD-VI	DGP	L&T Feeder	Industrial	APEX	2104900	2104900	0	Ultratech
Sep-21	GOMD-VI	DGP	Dinman Feeder	Industrial	APEX	5258100	5181290	1.46	Dinman & Sova
Sep-21	GOMD-VI	DGP	GIL# I & GIL# II Feeders	Industrial	APEX	31012000	31012000	0	GIL
Sep-21	GOMD-VI	DGP	Jaishree + BRAMHA Feeder	Industrial	APEX	10181300	10012700	1.66	Brahm & Jaishree
Sep-21	GOMD-VI	DGP	Saran+WP Feeder	Industrial	APEX				JBIL#4
Sep-21	GOMD-VI	DGP	Ruhr Ispat Feeder	Industrial	APEX	12761000	12805500	-0.35	Ruhr+Calster+JVC+Saran+WP
Sep-21	GOMD-VI	DGP	Shivam Neo feeder	Industrial	APEX	5266100	5297200	-0.59	Neo+Shivam+Venki
Sep-21	GOMD-VI	DGP	R R Balajee# II	Industrial	APEX100	1486500	1486600	-0.01	SPS
Sep-21	GOMD-VI	DGP	R R Balajee# I	Industrial	APEX	12272600	12317400.06	-0.37	JBIL#3
Sep-21	GOMD-VI	DGP	Mackeil Feeder	Industrial	APEX	14561500	14634800	-0.5	Alakananda+MI
Sep-21	GOMD-VI	DGP	Shyam Steel Feeder	Industrial	APEX	14336200	13857900	3.34	Shyam
Sep-21	GOMD-VI	DGP	Sova Solar 415 Volt Feeder	Industrial		12345	12138.6	1.67	Sova

Month	GOMD	Substation	Feeder Code/ID	Type of feeder	Type of feeder meter (AMI/AMR/Other)	Energy Received at feeder (MU)	Energy Sale at Consumer end(MU)	Energy Losses in Percentage (%)	Consumer No of corresponding feeder
Sep-21	Gomd-IV	Giridih	Lall Ferro Fdr.	Industrial	APEX	883300	920293	-4.2	340281,240345,390391,340412,340434,340244,390451,340453
Sep-21	Gomd-IV	Giridih	Balmukund fdr	Industrial	APEX	1189000	1186380	0.2	340177,390256,340269,340278
Sep-21	Gomd-IV	Giridih	CCL fdr	Industrial	APEX	6629700	6644550	-0.2	360132,390329,340410
Sep-21	Gomd-IV	Giridih	Shivam fdr.	Industrial	APEX	13296400	13285800	0.1	340156
Sep-21	Gomd-IV	Giridih	Atibir fdr.	Industrial	APEX	9462600	9440780	0.2	340153,340204,340261,340290,340357
Sep-21	Gomd-IV	Giridih	Lall Steel Fdr.	Industrial	APEX	2686600	2694500	-0.3	340147,340327
Sep-21	Gomd-IV	Giridih	SSPL U-II Fdr	Industrial	APEX	7471200	7457000	0.2	340347
Sep-21	Gomd-IV	Giridih	Satyam fdr.	Industrial	APEX	9036100	9048500	-0.1	340184
Sep-21	Gomd-IV	Giridih	AICL fdr	Industrial	APEX	7259600	7248269	0.2	340279,340349
Sep-21	Gomd-IV	Giridih	Mongia fdr.	Industrial	APEX	8947000	8870520	0.9	340146,390385,340241
Sep-21	Gomd-IV	Giridih	JBVNL Giridih Fdr-1	JSEB	APEX	3907000	3897500	0.2	
Sep-21	Gomd-IV	Giridih	JBVNL Giridih Fdr-2	JSEB	APEX	9397700	9352900	0.5	
					APEX				
Aug-21	Gomd-IV	Giridih	Lall Ferro Fdr.	Industrial	APEX	873500	871140	0.3	340281,240345,390391,340412,340434,340244,390451,340453
Aug-21	Gomd-IV	Giridih	Balmukund fdr	Industrial	APEX	1449200	1452440	-0.2	340177,390256,340269,340278
Aug-21	Gomd-IV	Giridih	CCL fdr	Industrial	APEX	6176100	7196400	-16.5	360132,390329,340410
Aug-21	Gomd-IV	Giridih	Shivam fdr.	Industrial	APEX	13733100	13722400	0.1	340156
Aug-21	Gomd-IV	Giridih	Atibir fdr.	Industrial	APEX	8295500	8310510	-0.2	340153,340204,340261,340290,340357
Aug-21	Gomd-IV	Giridih	Lall Steel Fdr.	Industrial	APEX	2802400	2819500	-0.6	340147,340327
Aug-21	Gomd-IV	Giridih	SSPL U-II Fdr	Industrial	APEX	8030500	8031650	0.0	340347
Aug-21	Gomd-IV	Giridih	Satyam fdr.	Industrial	APEX	4320200	4338600	-0.4	340184
Aug-21	Gomd-IV	Giridih	AICL fdr	Industrial	APEX	9359400	9342021	0.2	340279,340349
Aug-21	Gomd-IV	Giridih	Mongia fdr.	Industrial	APEX	11813000	11700290	1.0	340146,390385,340241
Aug-21	Gomd-IV	Giridih	JBVNL Giridih Fdr-1	JSEB	APEX	4848600	4842600	0.1	
Aug-21	Gomd-IV	Giridih	JBVNL Giridih Fdr-2	JSEB	APEX	10740500	10704400	0.3	
					APEX				
Jul-21	Gomd-IV	Giridih	Lall Ferro Fdr.	Industrial	APEX	739300	754730	-2.1	340281,240345,390391,340412,340434,340244,390451,340453
Jul-21	Gomd-IV	Giridih	Balmukund fdr	Industrial	APEX	11877700	12009980	-1.1	340177,390256,340269,340278
Jul-21	Gomd-IV	Giridih	CCL fdr	Industrial	APEX	1601000	6454050	-303.1	360132,390329,340410
Jul-21	Gomd-IV	Giridih	Shivam fdr.	Industrial	APEX	12756200	12758100	0.0	340156
Jul-21	Gomd-IV	Giridih	Atibir fdr.	Industrial	APEX	8213300	8394320	-2.2	340153,340204,340261,340290,340357
Jul-21	Gomd-IV	Giridih	Lall Steel Fdr.	Industrial	APEX	2203800	2270800	-3.0	340147,340327
Jul-21	Gomd-IV	Giridih	SSPL U-II Fdr	Industrial	APEX	7463100	7597850	-1.8	340347
Jul-21	Gomd-IV	Giridih	Satyam fdr.	Industrial	APEX	8029500	8179100	-1.9	340184

Jul-21	Gomd-IV	Giridih	AICL fdr	Industrial	APEX	9182800	9164170	0.2	340279,340349
Jul-21	Gomd-IV	Giridih	Mongia fdr.	Industrial	APEX	11560000	11446970	1.0	340146,390385,340241
Jul-21	Gomd-IV	Giridih	JBVNL Giridih Fdr-1	JSEB	APEX	5568900	5554600	0.3	
Jul-21	Gomd-IV	Giridih	JBVNL Giridih Fdr-2	JSEB	APEX	8658600	8762200	-1.2	

SI No	Month	GOMD	Substation	Feeder Code/ID	Type of feeder	Type of feeder	Energy Received	Energy Sale at	Energy Losses in	Consumer No of
1	July '21	GOMD-VII	Gola	CCL Rajrappa fdr 1 (Kameshwar + Yash)	Industrial	APEX	4254300	2782150	-0.07	340430
						APEX		1475200		340226
2	July'21	GOMD-VII	Gola	CCL Rajrappa fdr 2 (CCL)	Industrial	APEX	2358200	2352400	0.25	360098
4	July'21	GOMD-VII	Gola	JBVNL Huppu feeder	Industrial	APEX	N/A	8231900	N/A	
5	July'21	GOMD-VII	Gola	JBVNL Chargi feeder	Industrial	APEX	N/A	5226300	N/A	100402
1	Aug'21	GOMD-VII	Gola	CCL Rajrappa fdr 1 (Kameshwar + Yash)	Industrial	APEX	6011800	2909400	0.23	340430
						APEX		3088500		340226
2	Aug'21	GOMD-VII	Gola	CCL Rajrappa fdr 2 (CCL)	Industrial	APEX	2599700	2588100	0.45	360098
4	Aug'21	GOMD-VII	Gola	JBVNL Huppu feeder	Industrial	APEX	N/A	8703700	N/A	
5	Aug'21	GOMD-VII	Gola	JBVNL Chargi feeder	Industrial	APEX	N/A	5589000	N/A	100402
1	Sep'21	GOMD-VII	Gola	CCL Rajrappa fdr 1 (Kameshwar + Yash)	Industrial	APEX	5793900	2859650	0.21	340430
						APEX		2922200		340226
2	Sep'21	GOMD-VII	Gola	CCL Rajrappa fdr 2 (CCL)	Industrial	APEX	2405600	2392500	0.54	360098
4	Sep'21	GOMD-VII	Gola	JBVNL Huppu feeder	Industrial	APEX	N/A	7971200	N/A	
5	Sep'21	GOMD-VII	Gola	JBVNL Chargi feeder	Industrial	APEX	N/A	5010150	N/A	100402