

## General Information

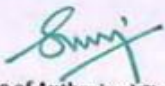
1	Name of the DISCOM	TSSPDCL		
2	i) Year of Establishment	2000		
	ii) Government/Public/Private	GOVERNMENT/PUBLIC		
3	DISCOM's Contact details & Address			
i	City/Town/Village	MINT COMPOUND		
ii	District	HYDERABAD		
iii	State	TELANGANA	Pin	500063
iv	Telephone	040-23431016	Fax	040-23432590
4	Registered Office			
i	Company's Chief Executive Name	Mr. G.RAGHUMA REDDY		
ii	Designation	CHAIRMAN & MANAGING DIRECTOR		
iii	Address	6-1-50, B-BLOCK, TSSPDCL, CORPORATE OFFICE		
iv	City/Town/Village	MINT COMPOUND	P.O.	KHAIRATABAD
v	District	HYDERABAD		
vi	State	TELANGANA	Pin	500063
vii	Telephone	040-23431085	Fax	040-23432590
5	Nodal Officer Details*			
i	Nodal Officer Name (Designated at DISCOM's)	D.RANGANADH ROY		
ii	Designation	CHIEF GENERAL MANAGER/ENERGY AUDIT		
iii	Address	6-1-50, A-BLOCK, 4th FLOOR, TSSPDCL, CORPORATE OFFICE		
iv	City/Town/Village	MINT COMPOUND	P.O.	KHAIRATABAD
v	District	HYDERABAD		
vi	State	TELANGANA	Pin	500063
vii	Telephone	040-23431016	Fax	040-23432590
6	Energy Manager Details*			
i	Name	SOMIREDDY DUBBAKA		
ii	Designation	DIVISIONAL ENGINEER	Whether EA or EM	EA
iii	EA/EM Registration No.	EA-7824		
iv	Telephone	040-23431016	Fax	040-23432590
v	Mobile	9440813967	E-mail ID	emtsspdcl@gmail.com
7	Period of Information			
	Year of (FY) information including Date and Month (Start & End)	1st July, 2021 - 30th September, 2021		

**Performance Summary of Electricity Distribution Companies**

Information		1st July, 2021 - 30th September, 2021	
Year of (FY) information including Date and Month (Start & End)			
<b>2</b>	<b>Technical Details</b>		
<b>(a)</b>	<b>Energy Input Details</b>		
(i)	Input Energy Purchase (From Generation Source)	Million kwh	13702.46
(ii)	Net input energy (at DISCOM Periphery after adjusting the transmission losses and energy traded)	Million kwh	11891.66
(iii)	Total Energy billed (is the Net energy billed, adjusted for energy traded)	Million kwh	10851.71
<b>(b)</b>	<b>Transmission and Distribution (T&amp;D) loss Details</b>	Million kwh	2850.75
	Collection Efficiency	%	8.75%
		%	98%
<b>(c)</b>	<b>Aggregate Technical &amp; Commercial Loss</b>	%	10.63

I/We undertake that the information supplied in this Document and Pro-forma is accurate to the best of my knowledge and if any of the information supplied is found to be incorrect and such information result into loss to the Central Government or State Government or any of the authority under them or any other person affected, I/we undertake to indemnify such loss.


Authorised Signatory and Seal



Name of Authorised Signatory

Name of the DISCOM: **G. RAGHUMA REDDY**  
 Chairman & Managing Director  
 Southern Power Distribution Company  
 of Telangana Limited (TSSPDCL)  
 M.I.T Compound, Hyderabad 500 015

Full Address:-

Signature:- 

Name of Energy Manager\*: **D-SOMI REDDY**

Registration Number: **EA-7824**

Seal

Performance Summary of Electricity Distribution Companies			
1	Period of Information Year of (FY) information including Date and Month (Start & End)	1st July, 2021 - 30th September, 2021	
2	Technical Details		
(a)	Energy Input Details		
(i)	Input Energy Purchase (From Generation Source)	Million kwh	13702.46
(ii)	Net input energy (at DISCOM Periphery after adjusting the transmission losses and energy traded)	Million kwh	11891.66
(iii)	Total Energy billed (is the Net energy billed, adjusted for energy traded))	Million kwh	10851.71
(b)	Transmission and Distribution (T&D) loss Details	Million kwh	2850.75
		%	8.75%
	Collection Efficiency	%	98%
(c)	Aggregate Technical & Commercial Loss	%	10.63

I/We undertake that the information supplied in this Document and Pro-forma is accurate to the best of my knowledge and if any of the information supplied is found to be incorrect and such information result into loss to the Central Government or State Government or any of the authority under them or any other person affected, I/we undertake to indemnify such loss.

Authorised Signatory and Seal

Name of Authorised Signatory

Name of the DISCOM:

**G. RAGHUMA REDDY**  
Chairman & Managing Director  
Southern Power Distribution Company  
of Telangana Limited (TSSPDCL)  
Mait Compound, Hyderabad 500 074

Full Address:-

Signature:-

Name of Energy Manager\*:

D-SOMI REDDY

Registration Number:

EA-7824

Seal

**Form-Details of Input Infrastructure**

1	Parameters	Total	Covered during in audit	Verified by Auditor in Sample Check	Remarks (Source of data)
i	Number of circles	20			
ii	Number of divisions	50			
iii	Number of sub-divisions	137			
iv	Number of feeders	9001			
v	Number of DTs	466818			
vi	Number of consumers	10132163			
2	Parameters	66kV and above	33kV	11/22kV	LT
a. i.	Number of conventional metered consumers	74	500	8367	8823797
ii	Number of consumers with 'smart' meters				
iii	Number of consumers with 'smart prepaid' meters				14651
iv	Number of consumers with 'AMR' meters	4	73	1340	
v	Number of consumers with 'non-smart prepaid' meters				
vi	Number of unmetered consumers				1283357
vii	<b>Number of total consumers</b>	78	573	9707	10121805
b.i.	Number of conventionally metered Distribution Transformers				41209
ii	Number of DTs with communicable meters				6288
iii	Number of unmetered DTs				419321
iv	<b>Number of total Transformers</b>				466818
c.i.	Number of metered feeders	117	1248	7636	
ii	Number of feeders with communicable meters			4351	
iii	Number of unmetered feeders	0	0	0	
iv	<b>Number of total feeders</b>	117	1248	7636	
d.	Line length (ct km)			360319.09	
e.	Length of Aerial Bunched Cables			84017.33	
f.	Length of Underground Cables			6600.84	

3	Voltage level	Particulars	MU	Reference	Remarks (Source of data)	
i	66kV and above	Long-Term Conventional	4,441		Includes input energy for franchisees	
		Medium Conventional	235.38			
		Short Term Conventional				
		Banking	4.49			
		Long-Term Renewable energy				
		Medium and Short-Term RE	610.84		Includes power from bilateral/ PX/ DEEP	
		Captive, open access input	349		Any power wheeled for any purchase other than sale to DISCOM. Does not include input for franchisee.	
		Sale of surplus power	-85288.00%			-852.88 MU
		Quantum of inter-state transmission loss	152		As confirmed by SLDC, RLDC etc	
		<b>Power procured from inter-state sources</b>	4,789		Based on data from Form 5	
		<b>Power at state transmission boundary</b>	4,636			
ii	33kV	Long-Term Conventional	7,488			
		Medium Conventional				
		Short Term Conventional				
		Banking				
		Long-Term Renewable energy	664.1029243			
		Medium and Short-Term RE				
		Captive, open access input				
		Sale of surplus power	-30630.00%			-306.3 MU
		Quantum of intra-state transmission loss	0			
		<b>Power procured from intra-state sources</b>	7,845			
iii		<b>Input in DISCOM wires network</b>	12,482			
iv	33 kV	Renewable Energy Procurement	216.3			
		Small capacity conventional/ biomass/ hydro plants Procurement	10.04			
		Captive, open access input	94			
v	11 kV	Renewable Energy Procurement	1			
		Small capacity conventional/ biomass/ hydro plants Procurement				
		Sales Migration Input				
vi	LT	Renewable Energy Procurement				
		Sales Migration Input	15.49			
vii		<b>Energy Embedded within DISCOM wires network</b>	336.68			
viii		<b>Total Energy Available/ Input</b>	12,819			

4	Voltage level	Energy Sales Particulars	MU	Reference
i	LT Level	DISCOM' consumers	6,524	Include sales to consumers in franchisee areas, unmetered consumers
		Demand from open access, captive		Non DISCOM's sales
		Embedded generation used at LT level		Demand from embedded generation at LT level
		Sale at LT level	6,524	
		Quantum of LT level losses	385	
		Energy Input at LT level	6,909	
ii	11 kV Level	DISCOM' consumers	1,440	Include sales to consumers in franchisee areas, unmetered consumers
		Demand from open access, captive	6	Non DISCOM's sales
		Embedded generation at 11 kV level used		Demand from embedded generation at 11kV level
		<b>Sales at 11 kV level</b>	1,446	
		Quantum of Losses at 11 kV	7,259	
		Energy input at 11 kV level	8,705	
iii	33 kV Level	DISCOM' consumers	1,457	Include sales to consumers in franchisee areas, unmetered consumers
		Demand from open access, captive	201	Non DISCOM's sales
		Embedded generation at 33 kV or below level		This is DISCOM and OA demand met via energy generated at same voltage level
		<b>Sales at 33 kV level</b>	1,659	
		Quantum of Losses at 33 kV	9,047	
		Energy input at 33kV Level	10,706	
iv	> 33 kV	DISCOM' consumers	1430.19	Include sales to consumers in franchisee areas, unmetered consumers
		Demand from open access, captive	195	Non DISCOM's sales
		Cross border sale of energy		
		Sale to other DISCOMs		
		Banking		
		<b>Sales at 66kV and above (EHV)</b>	1,625	
<b>Total Energy Requirement</b>			<b>12,331</b>	
<b>Total Energy Sales</b>			<b>9,629</b>	

**Energy Accounting Summary**

5	DISCOM	Input (in MU)	Sale (in MU)	Loss (in MU)	Loss %
i	LT	6,909	6,524	385	5.573829574
ii	11 Kv	8,705	1,446	350	4.020002941
iii	33 kv	10,706	1,659	343	3.199930507
iv	> 33 kv	1715	1,625	90	5.273283778
6	Open Access, Captive	Input (in MU)	Sale (in MU)	Loss (in MU)	
i	LT				
ii	11 Kv				
iii	33 kv				
iv	> 33 kv				

**Loss Estimation for DISCOM**

T&D loss	488
D loss	335
T&D loss (%)	0.03803503
D loss (%)	0.027189497

### Form-Input energy(Details of Input energy & Infrastructure)

#### A. Summary of energy input & Infrastructure

S.No	Parameters	Period From 01.07.2021To 30.09.2021	Remarks (Source of data)
A.1	Input Energy purchased (MU)	13702.46	
A.2	Transmission loss (%)	3%	
A.3	Transmission loss (MU)	353.523468	
A.4	Energy sold outside the periphery(MU)	10851.71	
A.5	Open access sale (MU)	402	
A.6	EHT sale	1624.8	
A.7	Net input energy (received at DISCOM periphery/ or at distribution point)-(MU)	11891.65	
A.8	Is 100% metering available at 66/33 KV (Select yes or no from list)	Yes	
A.9	Is 100% metering available at 11 KV (Select yes or no from list)	Yes	
A.10	% of metering available at DT	10.17%	
A.11	% of metering available at consumer end	67.61%	
A.12	No of feeders at 66KV voltage level	0	
A.13	No of feeders at 33KV voltage level	1248	
A.14	No of feeders at 11KV voltage level	7636	
A.15	No of LT feeders level	0	
A.16	Line length (ckt. km) at 66KV voltage level	0	
A.17	Line length (ckt. km) at 33KV voltage level	16258.9	
A.18	Line length (ckt. km) at 11KV voltage level	109008.04	
A.19	Line length (km) at LT level	235052.15	
A.20	Length of Aerial Bunched Cables	5652.49	
A.21	Length of Underground Cables	6600.84	
A.22	HT/LT ratio	0	



**B. Meter reading of Input energy at injection points**

S.No	Zone	Circle	Voltage Level (KVA)	Division (KVA)	Sub-Division (KVA)	Feeder ID	Feeder Name	Period from...to...				Sales	Remarks (Source of data)
								Meter S.No	CT/PT ratio	Import (MU)	Export (MU)		
B.1	Metrozone	Banjarahills		Erragadda		Jubileehills	80MVA 132/33 kV Transformer#1	0012287755(M)		26.39			
B.2	Metrozone	Banjarahills		Erragadda		Jubileehills	50MVA 132/33 kV Transformer #3	TSS03688(M)		42.16			
B.3	Metrozone	Banjarahills		Erragadda		Jubileehills	80MVA 132/33 kV Transformer#2	KAU05167(M)		70.82			
B.4	Metrozone	Banjarahills		Erragadda		Jubileehills	50MVA 132/33 kV Transformer#4	XC451153(M)		17.07			
B.5	Metrozone	Banjarahills		Erragadda		Erragadda	80MVA 132/33 kV Transformer#1	AP911444(M),XC477470(M)		26.38			
B.6	Metrozone	Banjarahills		Erragadda		Erragadda	80MVA 132/33 kV Transformer#2	KAU09829(M)		64.50			
B.7	Metrozone	Banjarahills		Erragadda		Erragadda	80MVA 132/33 kV Transformer#3	TSS03022(M)		41.82			
B.8	Metrozone	Banjarahills		Erragadda		Madhapur	80MVA 132/33 kV Transformer#2	GEC05756(M)		71.15			
B.9	Metrozone	Banjarahills		Erragadda		Madhapur	80MVA 132/33 kV Transformer#1	XC477441(M)		73.53			
B.10	Metrozone	Banjarahills		Erragadda		Madhapur	80MVA 132/33 kV Transformer#3	TSS03062(M)		28.98			
B.11	Metrozone	Banjarahills		Erragadda		Erragadda 220kV GIS	132kV Hyd. Metro Rail Ltd.	TSS04182(M)		3.16			
B.12	Metrozone	Banjarahills		Erragadda		Sanathnagar Railway Traction	132 kV Erragadda Rly Traction			0.00			
B.13	Metrozone	Banjarahills		Erragadda			Energy Export (+)/ Import(-) at interface points of private developers at 33/11 KV			0.00			
B.14	Metrozone	Banjarahills		Erragadda			Energy received (+) / sent out(-)at interface point of other DISCOMS			0.00			
B.15	Metrozone	Banjarahills		Erragadda			Energy Received from Genco at 33 KV & 11KV			0.00			
B.16	Metrozone	Banjarahills		Erragadda			IMPORT/EXPORT			-144.52			
B.17	Metrozone	Banjarahills		Erragadda			Net Energy delivered as 3rd party sale at 33KV and 11KV				0.00		
B.18	Metrozone	Banjarahills		Erragadda			75% of Wheeling Charge for 3rd party sale at 33 KV and 11 KV				0.00		
B.19	Metrozone	Banjarahills		Erragadda			APGPCL				6.32		
B.20	Metrozone	Banjarahills		Erragadda			Intra state				0.00		
B.21	Metrozone	Banjarahills		Erragadda			OPEN ACCESS				0.00		
B.22	Metrozone	Banjarahills		Erragadda			Auxillary Sub-Station Consumption				0.18		
B.23	Metrozone	Banjarahills		Greenlands		Balkampet GIS	80MVA 132/33 kV Transformer#2	KA907488(M)		40.15			
B.24	Metrozone	Banjarahills		Greenlands		Balkampet GIS	80MVA 132/33 kV Transformer#1	AP915458(M)		36.11			
B.25	Metrozone	Banjarahills		Greenlands		Sanathnagar Railway Traction	132 kV IDPL Rly Traction	KRU00518(M)		-7.45			
B.26	Metrozone	Banjarahills		Greenlands		Sanathnagar Railway Traction	132 kV Erragadda Rly Traction	KRU00495(M)		19.81			
B.27	Metrozone	Banjarahills		Greenlands			Energy Export (+)/ Import(-) at interface points of private developers at 33/11 KV			0.00			
B.28	Metrozone	Banjarahills		Greenlands			Energy received (+) / sent out(-)at interface point of other DISCOMS			0.00			
B.29	Metrozone	Banjarahills		Greenlands			Energy Received from Genco at 33 KV & 11KV			0.00			
B.30	Metrozone	Banjarahills		Greenlands			IMPORT/EXPORT			85.34			
B.31	Metrozone	Banjarahills		Greenlands			Net Energy delivered as 3rd party sale at 33KV and 11KV				0.00		
B.32	Metrozone	Banjarahills		Greenlands			75% of Wheeling Charge for 3rd party sale at 33 KV and 11 KV				0.00		

S.No	Zone	Circle	Voltage Level (KVA)	Division (KVA)	Sub-Division (KVA)	Feeder ID	Feeder Name	Period from...to...				Sales	Remarks (Source of data)	
								Meter S.No	CT/PT ratio	Import (MU)	Export (MU)			
B.33	Metrozone	Banjarahills		Greenlands			APGPCL					0.82		
B.34	Metrozone	Banjarahills		Greenlands			Intra state					1.73		
B.35	Metrozone	Banjarahills		Greenlands			OPEN ACCESS					6.08		
B.36	Metrozone	Banjarahills		Greenlands			Auxillary Sub-Station Consumption					0.01		
B.37	Metrozone	Secundrabad		Paradise		Chilakalaguda G.I.S.	50MVA 132/33 kV Transformer#2	TSS03375(M)			16.00			
B.38	Metrozone	Secundrabad		Paradise		Chilakalaguda G.I.S.	80MVA 132/33 kV Transformer#1	TSS03419(M)			29.52			
B.39	Metrozone	Secundrabad		Paradise		Osmania University GIS	80MVA 132/33 kV Transformer#1	SE56475(M)			47.97			
B.40	Metrozone	Secundrabad		Paradise		Osmania University GIS	80MVA 132/33 kV Transformer#2	SE56476(M)			58.42			
B.41	Metrozone	Secundrabad		Paradise		Patigadda GIS	80MVA 132/33 kV Transformer#1	XC573358(M)			35.13			
B.42	Metrozone	Secundrabad		Paradise		Patigadda GIS	80MVA 132/33 kV Transformer#2	XC573338(M)			41.29			
B.43	Metrozone	Secundrabad		Paradise			Energy Export (+)/ Import(-) at interface points of private developers at 33/11 KV				0.00			
B.44	Metrozone	Secundrabad		Paradise			Energy received (+) / sent out(-)at interface point of other DISCOMS				0.00			
B.45	Metrozone	Secundrabad		Paradise			Energy Received from Genco at 33 KV & 11KV				0.00			
B.46	Metrozone	Secundrabad		Paradise			IMPORT/EXPORT				-105.33			
B.47	Metrozone	Secundrabad		Paradise			Net Energy delivered as 3rd party sale at 33KV and 11KV					0.00		
B.48	Metrozone	Secundrabad		Paradise			75% of Wheeling Charge for 3rd party sale at 33 KV and 11 KV					0.00		
B.49	Metrozone	Secundrabad		Paradise			APGPCL					1.48		
B.50	Metrozone	Secundrabad		Paradise			Intra state					0.00		
B.51	Metrozone	Secundrabad		Paradise			OPEN ACCESS					0.00		
B.52	Metrozone	Secundrabad		Paradise			Auxillary Sub-Station Consumption					0.04		
B.53	Metrozone	Secundrabad		Secunderabad-Contonment		Gunrock	50MVA 132/33 kV Transformer#3	0015467161(M)			40.80			
B.54	Metrozone	Secundrabad		Secunderabad-Contonment		Gunrock	80 MVA 132/33 kV Transformer#2	0015467162(M)			40.39			
B.55	Metrozone	Secundrabad		Secunderabad-Contonment		Gunrock	80MVA 132/33 kV Transformer#1	XC451063(M)			65.77			
B.56	Metrozone	Secundrabad		Secunderabad-Contonment		Gunrock	50MVA 132/33 kV Transformer#4	KAU09220(M)			25.08			
B.57	Metrozone	Secundrabad		Secunderabad-Contonment			Energy Export (+)/ Import(-) at interface points of private developers at 33/11 KV				0.00			
B.58	Metrozone	Secundrabad		Secunderabad-Contonment			Energy received (+) / sent out(-)at interface point of other DISCOMS				0.00			
B.59	Metrozone	Secundrabad		Secunderabad-Contonment			Energy Received from Genco at 33 KV & 11KV				0.00			
B.60	Metrozone	Secundrabad		Secunderabad-Contonment			IMPORT/EXPORT				-59.10			
B.61	Metrozone	Secundrabad		Secunderabad-Contonment			Net Energy delivered as 3rd party sale at 33KV and 11KV					0.00		
B.62	Metrozone	Secundrabad		Secunderabad-Contonment			75% of Wheeling Charge for 3rd party sale at 33 KV and 11 KV					0.00		
B.63	Metrozone	Secundrabad		Secunderabad-Contonment			APGPCL					0.00		

S.No	Zone	Circle	Voltage Level (KVA)	Division (KVA)	Sub-Division (KVA)	Feeder ID	Feeder Name	Period from...to...				Sales	Remarks (Source of data)
								Meter S.No	CT/PT ratio	Import (MU)	Export (MU)		
B.64	Metrozone	Secundrabad		Secunderabad-Contonment			Intra state				0.00		
B.65	Metrozone	Secundrabad		Secunderabad-Contonment			OPEN ACCESS				0.00		
B.66	Metrozone	Secundrabad		Secunderabad-Contonment			Auxillary Sub-Station Consumption				0.02		
B.67	Metrozone	Secundrabad		Bowenpally		IDPL(Kukatpally)	80MVA 132/33 kV Transformer#1	KAB01797(M),X1464709(M)			46.64		
B.68	Metrozone	Secundrabad		Bowenpally		IDPL(Kukatpally)	50MVA 132/33 kV Transformer#2	XC477469(M)			30.32		
B.69	Metrozone	Secundrabad		Bowenpally			Energy Export (+)/ Import(-) at interface points of private developers at 33/11 KV				0.00		
B.70	Metrozone	Secundrabad		Bowenpally			Energy received (+) / sent out(-)at interface point of other DISCOMS				0.00		
B.71	Metrozone	Secundrabad		Bowenpally			Energy Received from Genco at 33 KV & 11KV				0.00		
B.72	Metrozone	Secundrabad		Bowenpally			IMPORT/EXPORT				56.83		
B.73	Metrozone	Secundrabad		Bowenpally			Net Energy delivered as 3rd party sale at 33KV and 11KV				0.00		
B.74	Metrozone	Secundrabad		Bowenpally			75% of Wheeling Charge for 3rd party sale at 33 KV and 11 KV				0.00		
B.75	Metrozone	Secundrabad		Bowenpally			APGPCL				0.10		
B.76	Metrozone	Secundrabad		Bowenpally			Intra state				0.00		
B.77	Metrozone	Secundrabad		Bowenpally			OPEN ACCESS				0.00		
B.78	Metrozone	Secundrabad		Bowenpally			Auxillary Sub-Station Consumption				0.01		
B.79	Metrozone	Hyderabad South		Charminar		Chandrayanagutta	50MVA 132/33 kV Transformer#1	XB549229(M)			27.65		
B.80	Metrozone	Hyderabad South		Charminar		Chandrayanagutta	50MVA 132/33 kV Transformer#2	TS503993(M)			27.13		
B.81	Metrozone	Hyderabad South		Charminar		Chandrayanagutta	50MVA 132/33 kV Transformer#3	TS503714(M)			34.99		
B.82	Metrozone	Hyderabad South		Charminar		Chandrayanagutta	80MVA 132/33 kV Transformer#4	X1232383(M)			55.73		
B.83	Metrozone	Hyderabad South		Charminar		Chandrayanagutta	80MVA 132/33 kV Transformer#5	X1232409(M)			11.21		
B.84	Metrozone	Hyderabad South		Charminar		Chandrayanagutta	132 kV Midhani	XC477786(M)			7.30		
B.85	Metrozone	Hyderabad South		Charminar		Chandrayanagutta	132 kV RCI	X1339441(C)			9.68		
B.86	Metrozone	Hyderabad South		Charminar		Chandrayanagutta	132 kV Midhani 2	XC477788(M)			5.87		
B.87	Metrozone	Hyderabad South		Charminar			Energy Export (+)/ Import(-) at interface points of private developers at 33/11 KV				0.00		
B.88	Metrozone	Hyderabad South		Charminar			Energy received (+) / sent out(-)at interface point of other DISCOMS				0.00		
B.89	Metrozone	Hyderabad South		Charminar			Energy Received from Genco at 33 KV & 11KV				0.00		
B.90	Metrozone	Hyderabad South		Charminar			IMPORT/EXPORT				19.27		
B.91	Metrozone	Hyderabad South		Charminar			Net Energy delivered as 3rd party sale at 33KV and 11KV				0.00		
B.92	Metrozone	Hyderabad South		Charminar			75% of Wheeling Charge for 3rd party sale at 33 KV and 11 KV				0.00		
B.93	Metrozone	Hyderabad South		Charminar			APGPCL				0.00		
B.94	Metrozone	Hyderabad South		Charminar			Intra state				0.00		
B.95	Metrozone	Hyderabad South		Charminar			OPEN ACCESS				0.00		
B.96	Metrozone	Hyderabad South		Charminar			Auxillary Sub-Station Consumption				0.05		
B.97	Metrozone	Hyderabad South		Begumbazar		Imlibun	80MVA 132/33 kV Transformer#3	X1464704(M)			55.43		

S.No	Zone	Circle	Voltage Level (KVA)	Division (KVA)	Sub-Division (KVA)	Feeder ID	Feeder Name	Period from...to...				Sales	Remarks (Source of data)
								Meter S.No	CT/PT ratio	Import (MU)	Export (MU)		
B.98	Metrozone	Hyderabad South		Begumbazar		Imlibun	80MVA 132/33 kV Transformer#2	KAU09807(M)		50.06			
B.99	Metrozone	Hyderabad South		Begumbazar		Imlibun	80MVA 132/33 kV Transformer#1	AP903121(M)		51.46			
B.100	Metrozone	Hyderabad South		Begumbazar		Imlibun 220kV	132 kV Hyd. Metro Rail Ltd. -I	TSS04181(M)		6.89			
B.101	Metrozone	Hyderabad South		Begumbazar			Energy Export (+)/ Import(-) at interface points of private developers at 33/11 KV			0.00			
B.102	Metrozone	Hyderabad South		Begumbazar			Energy received (+) / sent out(-)at interface point of other DISCOMS			0.00			
B.103	Metrozone	Hyderabad South		Begumbazar			Energy Received from Genco at 33 KV & 11KV			0.00			
B.104	Metrozone	Hyderabad South		Begumbazar			IMPORT/EXPORT			-42.85			
B.105	Metrozone	Hyderabad South		Begumbazar			Net Energy delivered as 3rd party sale at 33KV and 11KV				0.00		
B.106	Metrozone	Hyderabad South		Begumbazar			75% of Wheeling Charge for 3rd party sale at 33 KV and 11 KV				0.00		
B.107	Metrozone	Hyderabad South		Begumbazar			APGPCL				0.00		
B.108	Metrozone	Hyderabad South		Begumbazar			Intra state				0.00		
B.109	Metrozone	Hyderabad South		Begumbazar			OPEN ACCESS				0.00		
B.110	Metrozone	Hyderabad South		Begumbazar			Auxillary Sub-Station Consumption				0.04		
B.111	Metrozone	Hyderabad South		Asmangadh		Moosarambagh GIS	80MVA 132/33 kV Transformer#1	XC573337(M)		45.59			
B.112	Metrozone	Hyderabad South		Asmangadh		Moosarambagh GIS	80MVA 132/33 kV Transformer#2	XC575519(M)		32.22			
B.113	Metrozone	Hyderabad South		Asmangadh		Chanchalguda	50 MVA 220/33 kv Transformer#1	XD449850(M)		3.92			
B.114	Metrozone	Hyderabad South		Asmangadh		Chanchalguda	50 MVA 220/33 kV Transformer#2	XD449848(M)		26.60			
B.115	Metrozone	Hyderabad South		Asmangadh		Chanchalguda	50 MVA 220/33 kV Transformer#3	XD449849(M)		21.50			
B.116	Metrozone	Hyderabad South		Asmangadh			Energy Export (+)/ Import(-) at interface points of private developers at 33/11 KV			0.00			
B.117	Metrozone	Hyderabad South		Asmangadh			Energy received (+) / sent out(-)at interface point of other DISCOMS			0.00			
B.118	Metrozone	Hyderabad South		Asmangadh			Energy Received from Genco at 33 KV & 11KV			0.00			
B.119	Metrozone	Hyderabad South		Asmangadh			IMPORT/EXPORT			48.16			
B.120	Metrozone	Hyderabad South		Asmangadh			Net Energy delivered as 3rd party sale at 33KV and 11KV				0.00		
B.121	Metrozone	Hyderabad South		Asmangadh			75% of Wheeling Charge for 3rd party sale at 33 KV and 11 KV				0.00		
B.122	Metrozone	Hyderabad South		Asmangadh			APGPCL				1.13		
B.123	Metrozone	Hyderabad South		Asmangadh			Intra state				0.00		
B.124	Metrozone	Hyderabad South		Asmangadh			OPEN ACCESS				0.00		
B.125	Metrozone	Hyderabad South		Asmangadh			Auxillary Sub-Station Consumption				0.03		
B.126	Metrozone	Hyderabad Central		Mehdipatnam		Asifnagar	80MVA 132/33 kV Transformer#1	AP908270(M)		73.50			
B.127	Metrozone	Hyderabad Central		Mehdipatnam		Asifnagar	80MVA 132/33 kV Transformer#2	KA903539(M)		73.58			
B.128	Metrozone	Hyderabad Central		Mehdipatnam			Energy Export (+)/ Import(-) at interface points of private developers at 33/11 KV			0.00			
B.129	Metrozone	Hyderabad Central		Mehdipatnam			Energy received (+) / sent out(-)at interface point of other DISCOMS			0.00			
B.130	Metrozone	Hyderabad Central		Mehdipatnam			Energy Received from Genco at 33 KV & 11KV			0.00			
B.131	Metrozone	Hyderabad Central		Mehdipatnam			IMPORT/EXPORT			27.61			

S.No	Zone	Circle	Voltage Level (KVA)	Division (KVA)	Sub-Division (KVA)	Feeder ID	Feeder Name	Period from...to...				Sales	Remarks (Source of data)
								Meter S.No	CT/PT ratio	Import (MU)	Export (MU)		
B.132	Metrozone	Hyderabad Central		Mehdipatnam			Net Energy delivered as 3rd party sale at 33KV and 11KV				0.00		
B.133	Metrozone	Hyderabad Central		Mehdipatnam			75% of Wheeling Charge for 3rd party sale at 33 KV and 11 KV				0.00		
B.134	Metrozone	Hyderabad Central		Mehdipatnam			APGPCL				0.00		
B.135	Metrozone	Hyderabad Central		Mehdipatnam			Intra state				0.00		
B.136	Metrozone	Hyderabad Central		Mehdipatnam			OPEN ACCESS				0.00		
B.137	Metrozone	Hyderabad Central		Mehdipatnam			Auxillary Sub-Station Consumption				0.01		
B.138	Metrozone	Hyderabad Central		Saifabad		Hussainsagar G.I.S.	80MVA 132/33 kV Transformer#1	TSS03030(M)			22.09		
B.139	Metrozone	Hyderabad Central		Saifabad		Hussainsagar G.I.S.	80MVA 132/33 kV Transformer#2	TSS03021(M)			22.12		
B.140	Metrozone	Hyderabad Central		Saifabad		NIMS GIS	80MVA 132/33 kV Transformer#1	XC595224(M)			23.77		
B.141	Metrozone	Hyderabad Central		Saifabad		NIMS GIS	80MVA 132/33 kV Transformer#2	XC595221(C)			50.14		
B.142	Metrozone	Hyderabad Central		Saifabad			Energy Export (+)/ Import(-) at interface points of private developers at 33/11 KV				0.00		
B.143	Metrozone	Hyderabad Central		Saifabad			Energy received (+) / sent out(-)at interface point of other DISCOMS				0.00		
B.144	Metrozone	Hyderabad Central		Saifabad			Energy Received from Genco at 33 KV & 11KV				0.00		
B.145	Metrozone	Hyderabad Central		Saifabad			IMPORT/EXPORT				27.33		
B.146	Metrozone	Hyderabad Central		Saifabad			Net Energy delivered as 3rd party sale at 33KV and 11KV				0.64		
B.147	Metrozone	Hyderabad Central		Saifabad			75% of Wheeling Charge for 3rd party sale at 33 KV and 11 KV				0.04		
B.148	Metrozone	Hyderabad Central		Saifabad			APGPCL				0.07		
B.149	Metrozone	Hyderabad Central		Saifabad			Intra state				0.00		
B.150	Metrozone	Hyderabad Central		Saifabad			OPEN ACCESS				0.00		
B.151	Metrozone	Hyderabad Central		Saifabad			Auxillary Sub-Station Consumption				0.03		
B.152	Metrozone	Hyderabad Central		Azamabad		Fever Hospital GIS	80MVA 132/33 kV Transformer#1	XC573133(M)			36.23		
B.153	Metrozone	Hyderabad Central		Azamabad		Fever Hospital GIS	80MVA 132/33 kV Transformer#2	XC573135(M)			28.77		
B.154	Metrozone	Hyderabad Central		Azamabad		Narayanguda GIS	50MVA 132/33 kV Transformer#2	0015467272(M)			17.37		
B.155	Metrozone	Hyderabad Central		Azamabad		Narayanguda GIS	50MVA 132/33 kV Transformer#1	0015467274(M)			17.08		
B.156	Metrozone	Hyderabad Central		Azamabad			Energy Export (+)/ Import(-) at interface points of private developers at 33/11 KV				0.00		
B.157	Metrozone	Hyderabad Central		Azamabad			Energy received (+) / sent out(-)at interface point of other DISCOMS				0.00		
B.158	Metrozone	Hyderabad Central		Azamabad			Energy Received from Genco at 33 KV & 11KV				0.00		
B.159	Metrozone	Hyderabad Central		Azamabad			IMPORT/EXPORT				9.28		
B.160	Metrozone	Hyderabad Central		Azamabad			Net Energy delivered as 3rd party sale at 33KV and 11KV				0.00		
B.161	Metrozone	Hyderabad Central		Azamabad			75% of Wheeling Charge for 3rd party sale at 33 KV and 11 KV				0.00		
B.162	Metrozone	Hyderabad Central		Azamabad			APGPCL				0.00		
B.163	Metrozone	Hyderabad Central		Azamabad			Intra state				0.33		
B.164	Metrozone	Hyderabad Central		Azamabad			OPEN ACCESS				0.48		
B.165	Metrozone	Hyderabad Central		Azamabad			Auxillary Sub-Station Consumption				0.02		
B.166	Rural Zone	Mahabubnagar		Jadcherla		Balanagar	50MVA 132/33 kV Transformer#2	TSS03071(M)			50.30		

S.No	Zone	Circle	Voltage Level (KVA)	Division (KVA)	Sub-Division (KVA)	Feeder ID	Feeder Name	Period from...to...				Sales	Remarks (Source of data)
								Meter S.No	CT/PT ratio	Import (MU)	Export (MU)		
B.167	Rural Zone	Mahabubnagar		Jadcherla		Balanagar	50MVA 132/33 kV Transformer#3	KA901913(M)		50.38			
B.168	Rural Zone	Mahabubnagar		Jadcherla		Balanagar	50MVA 132/33 kV Transformer#1	TSS02930(M)		50.83			
B.169	Rural Zone	Mahabubnagar		Jadcherla		Midjil	31.5 MVA 132/33 kV Transformer#1	ABB03459(M)		10.25			
B.170	Rural Zone	Mahabubnagar		Jadcherla		Midjil	31.5MVA 132/33 kV Transformer#2	APH25898(M)		10.19			
B.171	Rural Zone	Mahabubnagar		Jadcherla		Midjil	31.5MVA 132/33 kV Transformer#3	TSS03013(M)		0.00			
B.172	Rural Zone	Mahabubnagar		Jadcherla		Bhootpur (Mnagar 220K	16MVA 132/33 kV Transformer#1	0015467222(M)		13.77			
B.173	Rural Zone	Mahabubnagar		Jadcherla		Bhootpur (Mnagar 220K	50MVA 132/33 kV Transformer#2	TSS02969(M)		39.81			
B.174	Rural Zone	Mahabubnagar		Jadcherla		Jadcherla	31.5MVA 132/33 kV Transformer#1	AP914521(M)		39.15			
B.175	Rural Zone	Mahabubnagar		Jadcherla		Jadcherla	50MVA 132/33 kV Transformer#2	AP914517(M)		59.98			
B.176	Rural Zone	Mahabubnagar		Jadcherla			Energy Export (+)/ Import(-) at interface points of private developers at 33/11 KV			11.23			
B.177	Rural Zone	Mahabubnagar		Jadcherla			Energy received (+) / sent out(-)at interface point of other DISCOMS			0.00			
B.178	Rural Zone	Mahabubnagar		Jadcherla			Energy Received from Genco at 33 KV & 11KV			0.00			
B.179	Rural Zone	Mahabubnagar		Jadcherla			IMPORT/EXPORT			-35.61			
B.180	Rural Zone	Mahabubnagar		Jadcherla			Net Energy delivered as 3rd party sale at 33KV and 11KV				0.00		
B.181	Rural Zone	Mahabubnagar		Jadcherla			75% of Wheeling Charge for 3rd party sale at 33 KV and 11 KV				0.00		
B.182	Rural Zone	Mahabubnagar		Jadcherla			APGPCL				0.00		
B.183	Rural Zone	Mahabubnagar		Jadcherla			Intra state				0.00		
B.184	Rural Zone	Mahabubnagar		Jadcherla			OPEN ACCESS				29.02		
B.185	Rural Zone	Mahabubnagar		Jadcherla			Auxillary Sub-Station Consumption				0.09		
B.186	Rural Zone	Mahabubnagar		Mahabubnagar		Mahaboobnagar	50MVA 132/33 kV Transformer#2	TSS03562(M)		27.08			
B.187	Rural Zone	Mahabubnagar		Mahabubnagar		Mahaboobnagar	50MVA 132/33 kV Transformer#3	TSS02939(M)		25.78			
B.188	Rural Zone	Mahabubnagar		Mahabubnagar		Mahaboobnagar	80MVA 132/33 kV Transformer#1	TSS02924(M)		42.72			
B.189	Rural Zone	Mahabubnagar		Mahabubnagar			Energy Export (+)/ Import(-) at interface points of private developers at 33/11 KV			0.35			
B.190	Rural Zone	Mahabubnagar		Mahabubnagar			Energy received (+) / sent out(-)at interface point of other DISCOMS			0.00			
B.191	Rural Zone	Mahabubnagar		Mahabubnagar			Energy Received from Genco at 33 KV & 11KV			0.00			
B.192	Rural Zone	Mahabubnagar		Mahabubnagar			IMPORT/EXPORT			65.93			
B.193	Rural Zone	Mahabubnagar		Mahabubnagar			Net Energy delivered as 3rd party sale at 33KV and 11KV				0.00		
B.194	Rural Zone	Mahabubnagar		Mahabubnagar			75% of Wheeling Charge for 3rd party sale at 33 KV and 11 KV				0.00		
B.195	Rural Zone	Mahabubnagar		Mahabubnagar			APGPCL				0.00		
B.196	Rural Zone	Mahabubnagar		Mahabubnagar			Intra state				0.00		
B.197	Rural Zone	Mahabubnagar		Mahabubnagar			OPEN ACCESS				0.00		
B.198	Rural Zone	Mahabubnagar		Mahabubnagar			Auxillary Sub-Station Consumption				0.01		
B.199	Rural Zone	Mahabubnagar		Narayanpet		Makthal	31.5MVA 132/33 kV Transformer#1	0015467269(M)		12.85			
B.200	Rural Zone	Mahabubnagar		Narayanpet		Makthal	50MVA 132/33 kV Transformer#2	0015467270(M)		22.57			
B.201	Rural Zone	Mahabubnagar		Narayanpet		Makthal	31.5MVA 132/33 kV Transformer#3	TSS03477(M)		13.29			
B.202	Rural Zone	Mahabubnagar		Narayanpet		Maddur	31.5MVA 132/33 kV Transformer#1	XB580880(M)		11.81			

S.No	Zone	Circle	Voltage Level (KVA)	Division (KVA)	Sub-Division (KVA)	Feeder ID	Feeder Name	Period from...to...				Sales	Remarks (Source of data)
								Meter S.No	CT/PT ratio	Import (MU)	Export (MU)		
B.203	Rural Zone	Mahabubnagar		Narayanpet		Maddur	50MVA 132/33 kV Transformer#2	XB580881(M)		19.15			
B.204	Rural Zone	Mahabubnagar		Narayanpet		Maddur	31.5MVA 132/33 kV Transformer#3	TSS03473(M)		12.26			
B.205	Rural Zone	Mahabubnagar		Narayanpet		Marikal	31.5MVA 132/33 kV Transformer#1	0015519187(M)		19.09			
B.206	Rural Zone	Mahabubnagar		Narayanpet		Marikal	31.5MVA 132/33 kV Transformer#2	0015519188(M)		17.70			
B.207	Rural Zone	Mahabubnagar		Narayanpet		Marikal	31.5MVA 132/33 kV Transformer#3	TSS03438(M)		19.19			
B.208	Rural Zone	Mahabubnagar		Narayanpet		Kosgi	31.5MVA 132/33 kV Transformer#1	AP922340(M)		10.90			
B.209	Rural Zone	Mahabubnagar		Narayanpet		Kosgi	16MVA 132/33 kV Transformer#2	AP922338(M)		7.51			
B.210	Rural Zone	Mahabubnagar		Narayanpet		Narayanpet	31.5MVA 132/33 kV Transformer#1	0015519250(M)		9.14			
B.211	Rural Zone	Mahabubnagar		Narayanpet		Narayanpet	31.5MVA 132/33 kV Transformer#2	0015519249(M)		9.12			
B.212	Rural Zone	Mahabubnagar		Narayanpet		Makthal	132kV Krishna Rly. Traction#1	XC544476(M)		0.83			
B.213	Rural Zone	Mahabubnagar		Narayanpet		Makthal	132kV Krishna Rly. Traction#2	XC548798(M)		3.53			
B.214	Rural Zone	Mahabubnagar		Narayanpet		Marikal	132kV PSR Green Power Proj. Pvt. Ltd.	7659431(M)		0.00			
B.215	Rural Zone	Mahabubnagar		Narayanpet		Panchadevpad LIS	132KV Lift Irrigation#1	14755099(M)		1.25			
B.216	Rural Zone	Mahabubnagar		Narayanpet		Panchadevpad LIS	132KV Lift Irrigation#2	14755106(M)		4.94			
B.217	Rural Zone	Mahabubnagar		Narayanpet		Koilasagar LIS (Nagireddy)	132KV Lift Irrigation#1	14755101(M)		10.70			
B.218	Rural Zone	Mahabubnagar		Narayanpet		Koilasagar LIS (Teeleru)	132KV Lift Irrigation#1	14755100(M)		10.37			
B.219	Rural Zone	Mahabubnagar		Narayanpet		Khanapur LIS	132KV Lift Irrigation#1	14754581(M)		0.71			
B.220	Rural Zone	Mahabubnagar		Narayanpet		Khanapur LIS	132KV Lift Irrigation#2	14754853(M)		0.78			
B.221	Rural Zone	Mahabubnagar		Narayanpet			Energy Export (+)/ Import(-) at interface points of private developers at 33/11 KV			21.72			
B.222	Rural Zone	Mahabubnagar		Narayanpet			Energy received (+) / sent out(-)at interface point of other DISCOMS			0.00			
B.223	Rural Zone	Mahabubnagar		Narayanpet			Energy Received from Genco at 33 KV & 11KV			0.00			
B.224	Rural Zone	Mahabubnagar		Narayanpet			IMPORT/EXPORT			-40.04			
B.225	Rural Zone	Mahabubnagar		Narayanpet			Net Energy delivered as 3rd party sale at 33KV and 11KV				0.00		
B.226	Rural Zone	Mahabubnagar		Narayanpet			75% of Wheeling Charge for 3rd party sale at 33 KV and 11 KV				0.00		
B.227	Rural Zone	Mahabubnagar		Narayanpet			APGPCL				0.00		
B.228	Rural Zone	Mahabubnagar		Narayanpet			Intra state				0.00		
B.229	Rural Zone	Mahabubnagar		Narayanpet			OPEN ACCESS				0.00		
B.230	Rural Zone	Mahabubnagar		Narayanpet			Auxillary Sub-Station Consumption				0.06		
B.231	Rural Zone	Wanaparthi		Wanaparthi		Wanaparthi	80MVA 132/33 kV Transformer#2	KA901717(M)		52.40			
B.232	Rural Zone	Wanaparthi		Wanaparthi		Wanaparthi	80MVA 132/33 kV Transformer#1	TSS03574(M)		51.57			
B.233	Rural Zone	Wanaparthi		Wanaparthi		Peddadagada(Chinnama)	31.5MVA 132/33 kV Transformer#1	TSS03517(M)		10.47			
B.234	Rural Zone	Wanaparthi		Wanaparthi		Peddadagada(Chinnama)	31.5MVA 132/33 kV Transformer#2	KAU09819(M)		10.46			
B.235	Rural Zone	Wanaparthi		Wanaparthi		TirumalayapallySS	16MVA 132/33 kV Transformer#2	TSS03497(C)		14.29			
B.236	Rural Zone	Wanaparthi		Wanaparthi		TirumalayapallySS	31.5MVA 132/33 kV Transformer#1	TSS02958(M)		21.91			
B.237	Rural Zone	Wanaparthi		Wanaparthi		TirumalayapallySS	31.5MVA 132/33 kV Transformer#3	TSS03070(M)		20.81			
B.238	Rural Zone	Wanaparthi		Wanaparthi		Killaghanapur	31.5MVA 132/33 kV Transformer#1	AP918571(M)		10.60			
B.239	Rural Zone	Wanaparthi		Wanaparthi		Killaghanapur	31.5MVA 132/33 kV Transformer#2	AP918569(M)		11.33			
B.240	Rural Zone	Wanaparthi		Wanaparthi		Amarchinta	31.5MVA 132/33 kV Transformer#1	XC580033(M)		20.42			
B.241	Rural Zone	Wanaparthi		Wanaparthi		Amarchinta	16MVA 132/33 kV Transformer#2	XC580036(M)		11.76			

S.No	Zone	Circle	Voltage Level (KVA)	Division (KVA)	Sub-Division (KVA)	Feeder ID	Feeder Name	Period from...to...				Sales	Remarks (Source of data)
								Meter S.No	CT/PT ratio	Import (MU)	Export (MU)		
B.242	Rural Zone	Wanaparthy		Wanaparthy		TirumalayapallySS	132KV Krishnaveni Sugars Ltd	2814307(M)		0.73			
B.243	Rural Zone	Wanaparthy		Wanaparthy		Tirumalayapally (Lift Irrig	132KV RB Lift irrigation-II, stage-I	14755105(M)		8.37			
B.244	Rural Zone	Wanaparthy		Wanaparthy		Kothakota LIS	132KV RB Lift irrigation-II, stage-II	14755108(M)		3.04			
B.245	Rural Zone	Wanaparthy		Wanaparthy		Gudipally gattu LIS	220KV Lift Irrigation (IBF -1)	14755304(M)		4.32			
B.246	Rural Zone	Wanaparthy		Wanaparthy		Gudipally gattu LIS	220KV Lift Irrigation (IBF -2)	14755303(M)		55.28			
B.247	Rural Zone	Wanaparthy		Wanaparthy		Gouridevipally SS (Water	220KV Water grid	14755362(M)		28.89			
B.248	Rural Zone	Wanaparthy		Wanaparthy			Energy Export (+)/ Import(-) at interface points of private developers at 33/11 KV			8.00			
B.249	Rural Zone	Wanaparthy		Wanaparthy			Energy received (+) / sent out(-)at interface point of other DISCOMS			0.00			
B.250	Rural Zone	Wanaparthy		Wanaparthy			Energy Received from Genco at 33 KV & 11KV			0.05			
B.251	Rural Zone	Wanaparthy		Wanaparthy			IMPORT/EXPORT			-43.37			
B.252	Rural Zone	Wanaparthy		Wanaparthy			Net Energy delivered as 3rd party sale at 33KV and 11KV				0.00		
B.253	Rural Zone	Wanaparthy		Wanaparthy			75% of Wheeling Charge for 3rd party sale at 33 KV and 11 KV				0.00		
B.254	Rural Zone	Wanaparthy		Wanaparthy			APGPCL				0.00		
B.255	Rural Zone	Wanaparthy		Wanaparthy			Intra state				0.00		
B.256	Rural Zone	Wanaparthy		Wanaparthy			OPEN ACCESS				0.00		
B.257	Rural Zone	Wanaparthy		Wanaparthy			Auxillary Sub-Station Consumption				0.17		
B.258	Rural Zone	Nagarkurnool		Nagarkurnool		Kalwakurthy	50MVA 132/33 kV Transformer#3	TSS02912(M)		28.67			
B.259	Rural Zone	Nagarkurnool		Nagarkurnool		Kalwakurthy	50MVA 132/33 kV Transformer#2	TSS02946(M)		28.55			
B.260	Rural Zone	Nagarkurnool		Nagarkurnool		Kalwakurthy	50MVA 132/33 kV Transformer#1	0015467279(M)		30.21			
B.261	Rural Zone	Nagarkurnool		Nagarkurnool		Nagarkurnool	31.5MVA 132/33 kV Transformer#1	0015467280(M)		17.13			
B.262	Rural Zone	Nagarkurnool		Nagarkurnool		Nagarkurnool	31.5MVA 132/33 kV Transformer#3	TSS03410(M)		17.70			
B.263	Rural Zone	Nagarkurnool		Nagarkurnool		Nagarkurnool	50MVA 132/33 kV Transformer#2	0015467281(M)		28.34			
B.264	Rural Zone	Nagarkurnool		Nagarkurnool		Achampet	50MVA 132/33 kV Transformer#1	0015467223(M)		22.67			
B.265	Rural Zone	Nagarkurnool		Nagarkurnool		Achampet	50MVA 132/33 kV Transformer#2	0015467224(M)		22.22			
B.266	Rural Zone	Nagarkurnool		Nagarkurnool		Singotam	31.5MVA 220/33 kV Transformer#2	XC572932(M)		13.24			
B.267	Rural Zone	Nagarkurnool		Nagarkurnool		Singotam	31.5MVA 220/33 kV Transformer#1	XC572942(M)		13.12			
B.268	Rural Zone	Nagarkurnool		Nagarkurnool		Domalapenta	31.5MVA 220/33 kV Transformer#1	XE411280(M)		0.00			
B.269	Rural Zone	Nagarkurnool		Nagarkurnool		Domalapenta	31.5MVA 220/33 kV Transformer#2	XE485137(M)		0.88			
B.270	Rural Zone	Nagarkurnool		Nagarkurnool		Regumanugadda LIS	220KV Lift Irrigation#1	14755002(M)		45.16			
B.271	Rural Zone	Nagarkurnool		Nagarkurnool		Regumanugadda LIS	220KV Lift Irrigation#2	14754999(M)		28.37			
B.272	Rural Zone	Nagarkurnool		Nagarkurnool		Jonnalaboguda LIS	220KV Lift Irrigation #1	14755301(M)		6.44			
B.273	Rural Zone	Nagarkurnool		Nagarkurnool		Jonnalaboguda LIS	220KV Lift Irrigation #2	14755308(M)		46.67			
B.274	Rural Zone	Nagarkurnool		Nagarkurnool		Yellore SS (Water Grid)	220KV Water grid	14755359(M)		31.28			
B.275	Rural Zone	Nagarkurnool		Nagarkurnool			Energy Export (+)/ Import(-) at interface points of private developers at 33/11 KV			38.98			
B.276	Rural Zone	Nagarkurnool		Nagarkurnool			Energy received (+) / sent out(-)at interface point of other DISCOMS			0.00			
B.277	Rural Zone	Nagarkurnool		Nagarkurnool			Energy Received from Genco at 33 KV & 11KV			0.40			
B.278	Rural Zone	Nagarkurnool		Nagarkurnool			IMPORT/EXPORT			25.06			



S.No	Zone	Circle	Voltage Level (KVA)	Division (KVA)	Sub-Division (KVA)	Feeder ID	Feeder Name	Period from...to...				Sales	Remarks (Source of data)
								Meter S.No	CT/PT ratio	Import (MU)	Export (MU)		
B.279	Rural Zone	Nagarkurnool		Nagarkurnool			Net Energy delivered as 3rd party sale at 33KV and 11KV				0.00		
B.280	Rural Zone	Nagarkurnool		Nagarkurnool			75% of Wheeling Charge for 3rd party sale at 33 KV and 11 KV				0.00		
B.281	Rural Zone	Nagarkurnool		Nagarkurnool			APGPCL				0.00		
B.282	Rural Zone	Nagarkurnool		Nagarkurnool			Intra state				0.00		
B.283	Rural Zone	Nagarkurnool		Nagarkurnool			OPEN ACCESS				0.00		
B.284	Rural Zone	Nagarkurnool		Nagarkurnool			Auxillary Sub-Station Consumption				0.18		
B.285	Rural Zone	Gadwal		Gadwal		Gadwal	50MVA 132/33 kV Transformer#1	0015467036(M)			22.08		
B.286	Rural Zone	Gadwal		Gadwal		Gadwal	50MVA 132/33 kV Transformer#2	0015467035(M)			0.00		
B.287	Rural Zone	Gadwal		Gadwal		Gadwal	80MVA 132/33 kV Transformer#3	TSS02995(M)			30.39		
B.288	Rural Zone	Gadwal		Gadwal		Alampur	31.5MVA 132/33 kV Transformer#1	GEC05766(M)			9.15		
B.289	Rural Zone	Gadwal		Gadwal		Alampur	31.5MVA 132/33 kV Transformer#2	GEC05784(M)			9.81		
B.290	Rural Zone	Gadwal		Gadwal		leeza	31.5MVA 132/33 kV Transformer#1	0015519214(M)			15.90		
B.291	Rural Zone	Gadwal		Gadwal		leeza	31.5MVA 132/33 kV Transformer#2	0015519243(M)			18.35		
B.292	Rural Zone	Gadwal		Gadwal		leeza	31.5MVA 132/33 kV Transformer#3	TSS03374(M)			16.88		
B.293	Rural Zone	Gadwal		Gadwal		Ganganpally (Alwalpad)	31.5MVA 132/33 kV Transformer#1	XC451136(M)			14.57		
B.294	Rural Zone	Gadwal		Gadwal		Ganganpally (Alwalpad)	16MVA 132/33 kV Transformer#2	XC451101(M)			8.95		
B.295	Rural Zone	Gadwal		Gadwal		Nettempadu LIS	220KV Lift Irrigation stage #1 (Gudem Doddi) IBF-I	14755364(M)			0.91		
B.296	Rural Zone	Gadwal		Gadwal		Nettempadu LIS	220KV Lift Irrigation stage #1 (Gudem Doddi) IBF-II	14755366(M)			15.47		
B.297	Rural Zone	Gadwal		Gadwal		Nettempadu LIS	220KV Lift Irrigation stage #2 (Marlabeedu) IBF-II	14754842(M)			0.00		
B.298	Rural Zone	Gadwal		Gadwal		Nettempadu LIS	220KV Lift Irrigation stage #2 (Marlabeedu) IBF-I	14755199(M)			18.42		
B.299	Rural Zone	Gadwal		Gadwal		Tummilla LIS	132KV Lift Irrigation#1	0018054230(M)			5.04		
B.300	Rural Zone	Gadwal		Gadwal			Energy Export (+)/ Import(-) at interface points of private developers at 33/11 KV				33.69		
B.301	Rural Zone	Gadwal		Gadwal			Energy received (+) / sent out(-)at interface point of other DISCOMS				0.00		
B.302	Rural Zone	Gadwal		Gadwal			Energy Received from Genco at 33 KV & 11KV				0.37		
B.303	Rural Zone	Gadwal		Gadwal			IMPORT/EXPORT				0.00		
B.304	Rural Zone	Gadwal		Gadwal			Net Energy delivered as 3rd party sale at 33KV and 11KV				0.00		
B.305	Rural Zone	Gadwal		Gadwal			75% of Wheeling Charge for 3rd party sale at 33 KV and 11 KV				0.00		
B.306	Rural Zone	Gadwal		Gadwal			APGPCL				0.00		
B.307	Rural Zone	Gadwal		Gadwal			Intra state				0.00		
B.308	Rural Zone	Gadwal		Gadwal			OPEN ACCESS				0.00		
B.309	Rural Zone	Gadwal		Gadwal			Auxillary Sub-Station Consumption				0.06		
B.310	Rural Zone	Medak		Medak		Kowdipalli	50MVA 132/33kV Transformer#2	TSS03901(M),X1464711(M)			28.12		
B.311	Rural Zone	Medak		Medak		Kowdipalli	50MVA 132/33kV Transformer#1	0015467242(M)			27.06		
B.312	Rural Zone	Medak		Medak		Medak	50MVA 132/33kV Transformer#2	X1210243(M)			31.47		

S.No	Zone	Circle	Voltage Level (KVA)	Division (KVA)	Sub-Division (KVA)	Feeder ID	Feeder Name	Period from...to...				Sales	Remarks (Source of data)
								Meter S.No	CT/PT ratio	Import (MU)	Export (MU)		
B.313	Rural Zone	Medak		Medak		Medak	50MVA 132/33 kV Transformer#1	TSS03524(M)		31.46			
B.314	Rural Zone	Medak		Medak		Minpur	50MVA 132/33kV Transformer#1	14197239(M)		22.35			
B.315	Rural Zone	Medak		Medak		Minpur	50MVA 132/33 kV Transformer#2	14197166(M)		21.72			
B.316	Rural Zone	Medak		Medak		Narsapur	50MVA 132/33 kV Transformer#2	0015467221(M)		25.27			
B.317	Rural Zone	Medak		Medak		Narsapur	50MVA 132/33kV Transformer#1	0015467108(M)		25.30			
B.318	Rural Zone	Medak		Medak		Pedda Shankarampeta	31.5MVA 132/33 kV Transformer#2	TSS03244(M)		8.38			
B.319	Rural Zone	Medak		Medak		Pedda Shankarampeta	31.5MVA 132/33 kV Transformer#1	AP906884(M)		9.24			
B.320	Rural Zone	Medak		Medak		Chinnashankarampet	10/16MVA 132/33 kV Transformer#1	XC477474(M)		8.48			
B.321	Rural Zone	Medak		Medak		Chinnashankarampet	10/16MVA 132/33 kV Transformer#2	XC451083(M)		7.97			
B.322	Rural Zone	Medak		Medak			Energy Export (+)/ Import(-) at interface points of private developers at 33/11 KV			18.31			
B.323	Rural Zone	Medak		Medak			Energy received (+) / sent out(-)at interface point of other DISCOMS			0.00			
B.324	Rural Zone	Medak		Medak			Energy Received from Genco at 33 KV & 11KV			0.00			
B.325	Rural Zone	Medak		Medak			IMPORT/EXPORT			56.19			
B.326	Rural Zone	Medak		Medak			Net Energy delivered as 3rd party sale at 33KV and 11KV				0.00		
B.327	Rural Zone	Medak		Medak			75% of Wheeling Charge for 3rd party sale at 33 KV and 11 KV				0.00		
B.328	Rural Zone	Medak		Medak			APGPCL				0.00		
B.329	Rural Zone	Medak		Medak			Intra state				0.00		
B.330	Rural Zone	Medak		Medak			OPEN ACCESS				13.85		
B.331	Rural Zone	Medak		Medak			Auxillary Sub-Station Consumption				0.17		
B.332	Rural Zone	Medak		Toopran		Manoharabad	50MVA 132/33 kV Transformer#1	X1233905(M)		45.52			
B.333	Rural Zone	Medak		Toopran		Manoharabad	80MVA 132/33 kV Transformer#2	AP903153(M)		80.34			
B.334	Rural Zone	Medak		Toopran		Chegunta	50MVA 132/33 kV Transformer#1	X1464707(M)		42.28			
B.335	Rural Zone	Medak		Toopran		Chegunta	80MVA 132/33 kV Transformer#2	TSS02945(M)		66.94			
B.336	Rural Zone	Medak		Toopran		Ramayampet	31.5MVA 132/33 kV Transformer#1	KAU05235(M)		15.73			
B.337	Rural Zone	Medak		Toopran		Ramayampet	31.5MVA 132/33 kV Transformer#2	KAU05420(M)		15.23			
B.338	Rural Zone	Medak		Toopran		Yeldurthy	31.5MVA 132/33 kV Transformer#1	XC451092(M)		17.76			
B.339	Rural Zone	Medak		Toopran		Yeldurthy	31.5MVA 132/33 kV Transformer#2	XC451066(M)		17.79			
B.340	Rural Zone	Medak		Toopran		Manoharabad	132KV Agarwal Industry	KAU05207(P)		49.21			
B.341	Rural Zone	Medak		Toopran		Chegunta	132 kV Jeevaka Industries	AP911273(M)		39.94			
B.342	Rural Zone	Medak		Toopran		Chegunta	132 kV GSN Ferro Alloys Industries	15687814(M)		0.00			
B.343	Rural Zone	Medak		Toopran			Energy Export (+)/ Import(-) at interface points of private developers at 33/11 KV			9.08			
B.344	Rural Zone	Medak		Toopran			Energy received (+) / sent out(-)at interface point of other DISCOMS			0.00			
B.345	Rural Zone	Medak		Toopran			Energy Received from Genco at 33 KV & 11KV			0.00			
B.346	Rural Zone	Medak		Toopran			IMPORT/EXPORT			-55.12			
B.347	Rural Zone	Medak		Toopran			Net Energy delivered as 3rd party sale at 33KV and 11KV				0.00		
B.348	Rural Zone	Medak		Toopran			75% of Wheeling Charge for 3rd party sale at 33 KV and 11 KV				0.00		

S.No	Zone	Circle	Voltage Level (KVA)	Division (KVA)	Sub-Division (KVA)	Feeder ID	Feeder Name	Period from...to...				Sales	Remarks (Source of data)
								Meter S.No	CT/PT ratio	Import (MU)	Export (MU)		
B.349	Rural Zone	Medak		Toopran			APGPCL				0.00		
B.350	Rural Zone	Medak		Toopran			Intra state				3.69		
B.351	Rural Zone	Medak		Toopran			OPEN ACCESS				31.36		
B.352	Rural Zone	Medak		Toopran			Auxillary Sub-Station Consumption				0.03		
B.353	Rural Zone	Sangareddy		Patancheru		Gummadidala	50MVA 132/33 kV Transformer#2	0015467109(M)		44.82			
B.354	Rural Zone	Sangareddy		Patancheru		Gummadidala	80MVA 132/33 kV Transformer#1	0015467106(M)		81.01			
B.355	Rural Zone	Sangareddy		Patancheru		Bollarum	31.5MVA 132/33kV Transformer#1	0015467206(M)		34.97			
B.356	Rural Zone	Sangareddy		Patancheru		Bollarum	31.5MVA 132/33 kV Transformer #2	0015467211(M)		33.96			
B.357	Rural Zone	Sangareddy		Patancheru		Bollarum	50MVA 132/33 kV Transformer #4	0015467208(M)		36.93			
B.358	Rural Zone	Sangareddy		Patancheru		Bollarum	31.5MVA 132/33 kV Transformer #3	0015467213(M)		37.58			
B.359	Rural Zone	Sangareddy		Patancheru		Bollarum	80MVA 132/33 kV Transformer #5	0015467210(M)		56.65			
B.360	Rural Zone	Sangareddy		Patancheru		R.C.Puram	50MVA 132/33 kV Transformer#2	KAU09243(M)		54.96			
B.361	Rural Zone	Sangareddy		Patancheru		R.C.Puram	50MVA 132/33 kV Transformer#3	TSS03455(M)		47.15			
B.362	Rural Zone	Sangareddy		Patancheru		R.C.Puram	80MVA 132/33 kV Transformer#1	KAU09199(M)		75.78			
B.363	Rural Zone	Sangareddy		Patancheru		R.C.Puram	132 kV BHEL-I	7659276(M)		0.00			
B.364	Rural Zone	Sangareddy		Patancheru		R.C.Puram	132 kV BHEL-II	X0639913(M)		3.77			
B.365	Rural Zone	Sangareddy		Patancheru		R.C.Puram	132 kV BHEL-III	X0639912(M)		4.59			
B.366	Rural Zone	Sangareddy		Patancheru			Energy Export (+)/ Import(-) at interface points of private developers at 33/11 KV			4.72			
B.367	Rural Zone	Sangareddy		Patancheru			Energy received (+) / sent out(-)at interface point of other DISCOMS			0.00			
B.368	Rural Zone	Sangareddy		Patancheru			Energy Received from Genco at 33 KV & 11KV			0.00			
B.369	Rural Zone	Sangareddy		Patancheru			IMPORT/EXPORT			-91.41			
B.370	Rural Zone	Sangareddy		Patancheru			Net Energy delivered as 3rd party sale at 33KV and 11KV				0.00		
B.371	Rural Zone	Sangareddy		Patancheru			75% of Wheeling Charge for 3rd party sale at 33 KV and 11 KV				0.00		
B.372	Rural Zone	Sangareddy		Patancheru			APGPCL				9.38		
B.373	Rural Zone	Sangareddy		Patancheru			Intra state				1.21		
B.374	Rural Zone	Sangareddy		Patancheru			OPEN ACCESS				15.97		
B.375	Rural Zone	Sangareddy		Patancheru			Auxillary Sub-Station Consumption				0.07		
B.376	Rural Zone	Sangareddy		Jogipet		Narayankhed	50MVA 132/33 kV Transformer#1	TSS04128(M)		23.19			
B.377	Rural Zone	Sangareddy		Jogipet		Narayankhed	50MVA 132/33 kV Transformer#2	TSS04127(M)		22.24			
B.378	Rural Zone	Sangareddy		Jogipet		Jogipet	50MVA 132/33kV Transformer#2	XC560067(M)		11.46			
B.379	Rural Zone	Sangareddy		Jogipet		Jogipet	50MVA 132/33kV Transformer#1	TSS03897(M)		10.68			
B.380	Rural Zone	Sangareddy		Jogipet		Singur	31.5MVA 132/33 kV Transformer#1	0015519184(M)		18.74			
B.381	Rural Zone	Sangareddy		Jogipet		Singur	31.5MVA 132/33 kV Transformer#2	0015519130(M)		18.48			
B.382	Rural Zone	Sangareddy		Jogipet		Borapatla	31.5MVA 132/33 kV Transformer#2	0015519280(M)		23.60			
B.383	Rural Zone	Sangareddy		Jogipet		Borapatla	16MVA 132/33 kV Transformer#1	0015519281(M)		14.27			
B.384	Rural Zone	Sangareddy		Jogipet		Wattipally	16MVA 132/33 kV Transformer#1	TSS04160(M)		4.16			
B.385	Rural Zone	Sangareddy		Jogipet		Wattipally	16MVA 132/33 kV Transformer#2	TSS04151(M)		4.09			
B.386	Rural Zone	Sangareddy		Jogipet		Borapatla	132kV Aurabindo Pharma Limited.	Y0356626(M)		12.99			

S.No	Zone	Circle	Voltage Level (KVA)	Division (KVA)	Sub-Division (KVA)	Feeder ID	Feeder Name	Period from...to...				Sales	Remarks (Source of data)
								Meter S.No	CT/PT ratio	Import (MU)	Export (MU)		
B.387	Rural Zone	Sangareddy		Jogipet			Energy Export (+)/ Import(-) at interface points of private developers at 33/11 KV			12.03			
B.388	Rural Zone	Sangareddy		Jogipet			Energy received (+) / sent out(-)at interface point of other DISCOMS			0.00			
B.389	Rural Zone	Sangareddy		Jogipet			Energy Received from Genco at 33 KV & 11KV			0.00			
B.390	Rural Zone	Sangareddy		Jogipet			IMPORT/EXPORT			2.57			
B.391	Rural Zone	Sangareddy		Jogipet			Net Energy delivered as 3rd party sale at 33KV and 11KV				0.00		
B.392	Rural Zone	Sangareddy		Jogipet			75% of Wheeling Charge for 3rd party sale at 33 KV and 11 KV				0.00		
B.393	Rural Zone	Sangareddy		Jogipet			APGPCL				0.00		
B.394	Rural Zone	Sangareddy		Jogipet			Intra state				0.00		
B.395	Rural Zone	Sangareddy		Jogipet			OPEN ACCESS				4.55		
B.396	Rural Zone	Sangareddy		Jogipet			Auxillary Sub-Station Consumption				0.03		
B.397	Rural Zone	Sangareddy		Sangareddy		Sadasivapet	31.5MVA 132/33 kV Transformer#1	KAU02067(M)		17.21			
B.398	Rural Zone	Sangareddy		Sangareddy		Sadasivapet	31.5MVA 132/33 kV Transformer#2	0015519231(M)		17.09			
B.399	Rural Zone	Sangareddy		Sangareddy		Sadasivapet	80MVA 132/33 kV Transformer#3			0.00			
B.400	Rural Zone	Sangareddy		Sangareddy		Sadasivapet	50MVA 132/33 kV Transformer#3	TSS03074(M)		27.85			
B.401	Rural Zone	Sangareddy		Sangareddy		Kandi	50MVA 132/33 kV Transformer#1	KAU05245(M)		47.13			
B.402	Rural Zone	Sangareddy		Sangareddy		Kandi	50MVA 132/33 kV Transformer#2	TSS03271(M)		45.07			
B.403	Rural Zone	Sangareddy		Sangareddy		Kandi	50MVA 132/33 kV Transformer#3	TSS02941(M)		44.44			
B.404	Rural Zone	Sangareddy		Sangareddy		Pashmailaram	50MVA 132/33 kV Transformer#2	KAB01929(M)		71.05			
B.405	Rural Zone	Sangareddy		Sangareddy		Pashmailaram	50MVA 132/33 kV Transformer#1	KAU02109(M)		43.18			
B.406	Rural Zone	Sangareddy		Sangareddy		Pashmailaram	50MVA 132/33 kV Transformer#3	TSS02907(M)		80.24			
B.407	Rural Zone	Sangareddy		Sangareddy		Yeddumailaram	132 kV Yeddumailaram-Ordinance			4.89			
B.408	Rural Zone	Sangareddy		Sangareddy		Yeddumailaram	132 kV Bharat Electronics Ltd. (solar)			0.05			
B.409	Rural Zone	Sangareddy		Sangareddy		Kandi	132 kV Kandi - Pashmailaram (VBC Ferro Alloys)			149.53			
B.410	Rural Zone	Sangareddy		Sangareddy		Kandi	132 kV HMWS&SB (Peddapur)			10.37			
B.411	Rural Zone	Sangareddy		Sangareddy		Pashmailaram	132 kV Pashmailaram - Kandi (VBC Ferro Alloys)			-148.69			
B.412	Rural Zone	Sangareddy		Sangareddy		Sadasivapet(220KV)	132KV MRF Pvt. Ltd.,			58.62			
B.413	Rural Zone	Sangareddy		Sangareddy			Energy Export (+)/ Import(-) at interface points of private developers at 33/11 KV			6.87			
B.414	Rural Zone	Sangareddy		Sangareddy			Energy received (+) / sent out(-)at interface point of other DISCOMS			0.00			
B.415	Rural Zone	Sangareddy		Sangareddy			Energy Received from Genco at 33 KV & 11KV			0.00			
B.416	Rural Zone	Sangareddy		Sangareddy			IMPORT/EXPORT			-13.64			
B.417	Rural Zone	Sangareddy		Sangareddy			Net Energy delivered as 3rd party sale at 33KV and 11KV				0.00		
B.418	Rural Zone	Sangareddy		Sangareddy			75% of Wheeling Charge for 3rd party sale at 33 KV and 11 KV				0.00		
B.419	Rural Zone	Sangareddy		Sangareddy			APGPCL				9.02		
B.420	Rural Zone	Sangareddy		Sangareddy			Intra state				0.00		

S.No	Zone	Circle	Voltage Level (KVA)	Division (KVA)	Sub-Division (KVA)	Feeder ID	Feeder Name	Period from...to...				Sales	Remarks (Source of data)
								Meter S.No	CT/PT ratio	Import (MU)	Export (MU)		
B.421	Rural Zone	Sangareddy		Sangareddy			OPEN ACCESS				43.91		
B.422	Rural Zone	Sangareddy		Sangareddy			Auxillary Sub-Station Consumption				0.07		
B.423	Rural Zone	Sangareddy		Zaheerabad		Zaheerabad	50MVA 132/33 kV Transformer#1	0015466998(M)		22.59			
B.424	Rural Zone	Sangareddy		Zaheerabad		Zaheerabad	80MVA 132/33 kV Transformer#3			0.00			
B.425	Rural Zone	Sangareddy		Zaheerabad		Zaheerabad	80MVA 132/33 kV Transformer#2	0015466999(M)		39.73			
B.426	Rural Zone	Sangareddy		Zaheerabad		Zaheerabad	31.5 MVA 132/33 kV Transformer#3	TSS03408(M)		14.64			
B.427	Rural Zone	Sangareddy		Zaheerabad			Energy Export (+)/ Import(-) at interface points of private developers at 33/11 KV			4.33			
B.428	Rural Zone	Sangareddy		Zaheerabad			Energy received (+) / sent out(-)at interface point of other DISCOMS			0.00			
B.429	Rural Zone	Sangareddy		Zaheerabad			Energy Received from Genco at 33 KV & 11KV			0.00			
B.430	Rural Zone	Sangareddy		Zaheerabad			IMPORT/EXPORT			3.68			
B.431	Rural Zone	Sangareddy		Zaheerabad			Net Energy delivered as 3rd party sale at 33KV and 11KV				0.00		
B.432	Rural Zone	Sangareddy		Zaheerabad			75% of Wheeling Charge for 3rd party sale at 33 KV and 11 KV				0.00		
B.433	Rural Zone	Sangareddy		Zaheerabad			APGPCL				0.00		
B.434	Rural Zone	Sangareddy		Zaheerabad			Intra state				0.00		
B.435	Rural Zone	Sangareddy		Zaheerabad			OPEN ACCESS				3.55		
B.436	Rural Zone	Sangareddy		Zaheerabad			Auxillary Sub-Station Consumption				0.01		
B.437	Rural Zone	Siddipet		Siddipet		Siddipet	31.5MVA 132/33 kV Transformer#2	AP903206(M)		0.00			
B.438	Rural Zone	Siddipet		Siddipet		Siddipet	50MVA 132/33 kV Transformer#3	AP003673(M)		27.89			
B.439	Rural Zone	Siddipet		Siddipet		Siddipet	31.5MVA 132/33 kV Transformer#4	AP003609(M)		17.68			
B.440	Rural Zone	Siddipet		Siddipet		Siddipet	31.5MVA 132/33 kV Transformer#1	TSS02920(M)		18.51			
B.441	Rural Zone	Siddipet		Siddipet		Habsipur	50MVA 132/33 kV Transformer#1	KAU02107(M)		32.84			
B.442	Rural Zone	Siddipet		Siddipet		Habsipur	50MVA 132/33 kV Transformer#2	KRU00544(M)		33.73			
B.443	Rural Zone	Siddipet		Siddipet		Palamakula	31.5MVA 132/33 kV Transformer#1	AP922351(M)		15.73			
B.444	Rural Zone	Siddipet		Siddipet		Palamakula	31.5MVA 132/33 kV Transformer#2	AP922350(M)		15.61			
B.445	Rural Zone	Siddipet		Siddipet		Chandulapur	31.5MVA 132/33 kV Transformer#1	KRU00465(M)		9.18			
B.446	Rural Zone	Siddipet		Siddipet		Chandulapur	31.5MVA 132/33 kV Transformer#2	TSS04110(M)		9.32			
B.447	Rural Zone	Siddipet		Siddipet		Mallaram (Godavari Drin	220 KV Siddipet feeder	AP916742(M)		-51.86			
B.448	Rural Zone	Siddipet		Siddipet		Mallaram (Godavari Drin	220 KV Durshed feeder	AP916747(M)		84.78			
B.449	Rural Zone	Siddipet		Siddipet		Chandulapur 400/13.8/1	400 KV Lift Irrigation#1	X0392869(P)		21.89			
B.450	Rural Zone	Siddipet		Siddipet		Chandulapur 400/13.8/1	400 KV Lift Irrigation#2	X0392867(P)		84.56			
B.451	Rural Zone	Siddipet		Siddipet			Energy Export (+)/ Import(-) at interface points of private developers at 33/11 KV			7.94			
B.452	Rural Zone	Siddipet		Siddipet			Energy received (+) / sent out(-)at interface point of other DISCOMS			0.00			
B.453	Rural Zone	Siddipet		Siddipet			Energy Received from Genco at 33 KV & 11KV			0.00			
B.454	Rural Zone	Siddipet		Siddipet			IMPORT/EXPORT			13.59			
B.455	Rural Zone	Siddipet		Siddipet			Net Energy delivered as 3rd party sale at 33KV and 11KV				0.00		
B.456	Rural Zone	Siddipet		Siddipet			75% of Wheeling Charge for 3rd party sale at 33 KV and 11 KV				0.00		

S.No	Zone	Circle	Voltage Level (KVA)	Division (KVA)	Sub-Division (KVA)	Feeder ID	Feeder Name	Period from...to...				Sales	Remarks (Source of data)
								Meter S.No	CT/PT ratio	Import (MU)	Export (MU)		
B.457	Rural Zone	Siddipet		Siddipet			APGPCL				0.00		
B.458	Rural Zone	Siddipet		Siddipet			Intra state				0.00		
B.459	Rural Zone	Siddipet		Siddipet			OPEN ACCESS				0.00		
B.460	Rural Zone	Siddipet		Siddipet			Auxillary Sub-Station Consumption				0.14		
B.461	Rural Zone	Siddipet		Gajwel		Gajwel	80MVA 132/33 kV Transformer#2	X0618629(M)		40.22			
B.462	Rural Zone	Siddipet		Gajwel		Gajwel	80MVA 132/33 kV Transformer#1	KAU05204(M)		39.97			
B.463	Rural Zone	Siddipet		Gajwel		Tukkapur	50MVA 132/33 kV Transformer#1	X1464697(M)		13.83			
B.464	Rural Zone	Siddipet		Gajwel		Tukkapur	50MVA 132/33 kV Transformer#2	AP003664(M)		15.16			
B.465	Rural Zone	Siddipet		Gajwel		Tunki Bollaram	31.5MVA 132/33 kV Transformer#2	AP903539(M)		15.06			
B.466	Rural Zone	Siddipet		Gajwel		Tunki Bollaram	31.5MVA 132/33 kV Transformer#1	AP903522(M)		14.80			
B.467	Rural Zone	Siddipet		Gajwel		Duddeda	31.5MVA 132/33 kV Transformer#1	TSS03441(M)		17.34			
B.468	Rural Zone	Siddipet		Gajwel		Duddeda	31.5MVA 132/33 kV Transformer#2	TSS03439(M)		16.36			
B.469	Rural Zone	Siddipet		Gajwel		Meenajipet	31.5MVA 132/33 kV Transformer#1	XC476149(M)		9.57			
B.470	Rural Zone	Siddipet		Gajwel		Meenajipet	31.5MVA 132/33 kV Transformer#2	XC476151(M)		9.58			
B.471	Rural Zone	Siddipet		Gajwel		Ganeshpally	31.5 MVA 132/33 kV Transformer#1	TSS02997(M)		22.97			
B.472	Rural Zone	Siddipet		Gajwel		Ganeshpally	31.5MVA 132/33 kV Transformer#2	TSS03055(M)		21.92			
B.473	Rural Zone	Siddipet		Gajwel		Doulthabad	16MVA 132/33 kV Transformer#1	XC510652(M)		10.43			
B.474	Rural Zone	Siddipet		Gajwel		Doulthabad	31.5MVA 132/33 kV Transformer#2	XC510653(M)		17.31			
B.475	Rural Zone	Siddipet		Gajwel		Tukkapur 400/11kV LIS	400 KV Lift Irrigation#1	AP200592(M)		86.55			
B.476	Rural Zone	Siddipet		Gajwel		Tukkapur 400/11kV LIS	400 KV Lift Irrigation#2	AP200589(M)		5.93			
B.477	Rural Zone	Siddipet		Gajwel		Akkaram LIS	220 KV Lift Irrigation#1	0019007105(M)		2.61			
B.478	Rural Zone	Siddipet		Gajwel		Akkaram LIS	220 KV Lift Irrigation#2	0019007102(M)		7.62			
B.479	Rural Zone	Siddipet		Gajwel		Markook LIS	220 KV Lift Irrigation#1	0020000001(M)		5.25			
B.480	Rural Zone	Siddipet		Gajwel		Markook LIS	220 KV Lift Irrigation#2	0020000004(M)		7.06			
B.481	Rural Zone	Siddipet		Gajwel		Kondapaka (Godavari Dr	220 KV Gajwel feeder	AP916745(M)		69.42			
B.482	Rural Zone	Siddipet		Gajwel		Kondapaka (Godavari Dr	220 KV Kamareddy feeder	AP916748(M)		-38.27			
B.483	Rural Zone	Siddipet		Gajwel			Energy Export (+)/ Import(-) at interface points of private developers at 33/11 KV			11.81			
B.484	Rural Zone	Siddipet		Gajwel			Energy received (+) / sent out(-)at interface point of other DISCOMS			0.00			
B.485	Rural Zone	Siddipet		Gajwel			Energy Received from Genco at 33 KV & 11KV			0.00			
B.486	Rural Zone	Siddipet		Gajwel			IMPORT/EXPORT			-12.35			
B.487	Rural Zone	Siddipet		Gajwel			Net Energy delivered as 3rd party sale at 33KV and 11KV				0.00		
B.488	Rural Zone	Siddipet		Gajwel			75% of Wheeling Charge for 3rd party sale at 33 KV and 11 KV				0.00		
B.489	Rural Zone	Siddipet		Gajwel			APGPCL				0.00		
B.490	Rural Zone	Siddipet		Gajwel			Intra state				0.00		
B.491	Rural Zone	Siddipet		Gajwel			OPEN ACCESS				10.55		
B.492	Rural Zone	Siddipet		Gajwel			Auxillary Sub-Station Consumption				0.13		
B.493	RR Zone	Vikarabad		Tandur		Kodangal	31.5MVA 132/33 kV Transformer#1	0015467259(M)		8.19			
B.494	RR Zone	Vikarabad		Tandur		Kodangal	31.5MVA 132/33 kV Transformer#2	0015467260(M)		8.70			
B.495	RR Zone	Vikarabad		Tandur		Kodangal	31.5MVA 132/33 kV Transformer#3	TSS03472(M)		8.28			

S.No	Zone	Circle	Voltage Level (KVA)	Division (KVA)	Sub-Division (KVA)	Feeder ID	Feeder Name	Period from...to...				Sales	Remarks (Source of data)
								Meter S.No	CT/PT ratio	Import (MU)	Export (MU)		
B.496	RR Zone	Vikarabad		Tandur		Tandur	50MVA 132/33 kV Transformer#1	KAU05179(C)		31.99			
B.497	RR Zone	Vikarabad		Tandur		Tandur	50MVA 132/33 kV Transformer#2	KAU05199(M)		27.92			
B.498	RR Zone	Vikarabad		Tandur		Tandur	132 kV CCI#1	14755133(M)		3.58			
B.499	RR Zone	Vikarabad		Tandur		Tandur	132 kV Visakha Cements	0015197718(M)		44.28			
B.500	RR Zone	Vikarabad		Tandur		Tandur	132 kV CCI#2	KAU05332(M)		16.93			
B.501	RR Zone	Vikarabad		Tandur		Tandur	132KV Penna Cements	0015197695(M)		26.61			
B.502	RR Zone	Vikarabad		Tandur		Tandur	132KV Railway Traction	14755119(M)		5.56			
B.503	RR Zone	Vikarabad		Tandur			Energy Export (+)/ Import(-) at interface points of private developers at 33/11 KV			13.05			
B.504	RR Zone	Vikarabad		Tandur			Energy received (+) / sent out(-)at interface point of other DISCOMS			0.00			
B.505	RR Zone	Vikarabad		Tandur			Energy Received from Genco at 33 KV & 11KV			0.00			
B.506	RR Zone	Vikarabad		Tandur			IMPORT/EXPORT			2.42			
B.507	RR Zone	Vikarabad		Tandur			Net Energy delivered as 3rd party sale at 33KV and 11KV				0.00		
B.508	RR Zone	Vikarabad		Tandur			75% of Wheeling Charge for 3rd party sale at 33 KV and 11 KV				0.00		
B.509	RR Zone	Vikarabad		Tandur			APGPCL				33.95		
B.510	RR Zone	Vikarabad		Tandur			Intra state				10.35		
B.511	RR Zone	Vikarabad		Tandur			OPEN ACCESS				3.44		
B.512	RR Zone	Vikarabad		Tandur			Auxillary Sub-Station Consumption				0.02		
B.513	RR Zone	Vikarabad		Vikarabad		Puttapahad	31.5MVA 132/33 kV Transformer#2	GEC03720(M)		18.88			
B.514	RR Zone	Vikarabad		Vikarabad		Puttapahad	31.5MVA 132/33 kV Transformer#1	KAU99994(M)		12.24			
B.515	RR Zone	Vikarabad		Vikarabad		Puttapahad	31.5MVA 132/33 kV Transformer#3	TSS03364(M)		19.47			
B.516	RR Zone	Vikarabad		Vikarabad		Parigi	50MVA 132/33 kV Transformer#2	GEC05798(M)		29.83			
B.517	RR Zone	Vikarabad		Vikarabad		Parigi	50MVA 132/33 kV Transformer#1	GEC05797(M)		29.90			
B.518	RR Zone	Vikarabad		Vikarabad		Parigi	50MVA 132/33 kV Transformer#3	TSS03068(M)		0.00			
B.519	RR Zone	Vikarabad		Vikarabad		Vikarabad	16MVA 132/33 kV Transformer#1	TSS02961(M)		7.03			
B.520	RR Zone	Vikarabad		Vikarabad		Vikarabad	16MVA 132/33 kV Transformer#2	XC580124(M)		6.87			
B.521	RR Zone	Vikarabad		Vikarabad		Parigi	132 kV Suguna Metals Pvt. Ltd.	XC544471(P)		50.70			
B.522	RR Zone	Vikarabad		Vikarabad		Vikarabad	132kV Railway Traction	7659633(M)		8.12			
B.523	RR Zone	Vikarabad		Vikarabad			Energy Export (+)/ Import(-) at interface points of private developers at 33/11 KV			14.79			
B.524	RR Zone	Vikarabad		Vikarabad			Energy received (+) / sent out(-)at interface point of other DISCOMS			0.00			
B.525	RR Zone	Vikarabad		Vikarabad			Energy Received from Genco at 33 KV & 11KV			0.00			
B.526	RR Zone	Vikarabad		Vikarabad			IMPORT/EXPORT			-17.67			
B.527	RR Zone	Vikarabad		Vikarabad			Net Energy delivered as 3rd party sale at 33KV and 11KV				0.00		
B.528	RR Zone	Vikarabad		Vikarabad			75% of Wheeling Charge for 3rd party sale at 33 KV and 11 KV				0.00		
B.529	RR Zone	Vikarabad		Vikarabad			APGPCL				0.00		
B.530	RR Zone	Vikarabad		Vikarabad			Intra state				0.00		
B.531	RR Zone	Vikarabad		Vikarabad			OPEN ACCESS				12.84		

S.No	Zone	Circle	Voltage Level (KVA)	Division (KVA)	Sub-Division (KVA)	Feeder ID	Feeder Name	Period from...to...				Sales	Remarks (Source of data)
								Meter S.No	CT/PT ratio	Import (MU)	Export (MU)		
B.532	RR Zone	Vikarabad		Vikarabad			Auxillary Sub-Station Consumption				0.04		
B.533	RR Zone	Cybercity		Gachibowli		Gachibouli	50MVA 132/33 kV Transformer#2	GEC05811(M)		28.45			
B.534	RR Zone	Cybercity		Gachibowli		Gachibouli	50MVA 132/33 kV Transformer#3	KA901628(C)		44.86			
B.535	RR Zone	Cybercity		Gachibowli		Gachibouli	80MVA 132/33 kV Transformer#1	TSS02940(M)		48.84			
B.536	RR Zone	Cybercity		Gachibowli		Gachibouli	80MVA 132/33 kV Transformer#4	XC451073(M)		65.44			
B.537	RR Zone	Cybercity		Gachibowli		Gachibouli	132 kV ISB#1	0012287747(M)		0.00			
B.538	RR Zone	Cybercity		Gachibowli		Gachibouli	132 kV ISB#2	0012287749(M)		1.41			
B.539	RR Zone	Cybercity		Gachibowli			Energy Export (+)/ Import(-) at interface points of private developers at 33/11 KV			0.00			
B.540	RR Zone	Cybercity		Gachibowli			Energy received (+) / sent out(-)at interface point of other DISCOMS			0.00			
B.541	RR Zone	Cybercity		Gachibowli			Energy Received from Genco at 33 KV & 11KV			0.00			
B.542	RR Zone	Cybercity		Gachibowli			IMPORT/EXPORT			96.41			
B.543	RR Zone	Cybercity		Gachibowli			Net Energy delivered as 3rd party sale at 33KV and 11KV				0.00		
B.544	RR Zone	Cybercity		Gachibowli			75% of Wheeling Charge for 3rd party sale at 33 KV and 11 KV				0.00		
B.545	RR Zone	Cybercity		Gachibowli			APGPCL				3.54		
B.546	RR Zone	Cybercity		Gachibowli			Intra state				2.02		
B.547	RR Zone	Cybercity		Gachibowli			OPEN ACCESS				0.00		
B.548	RR Zone	Cybercity		Gachibowli			Auxillary Sub-Station Consumption				0.04		
B.549	RR Zone	Cybercity		Ibrahimbagh		Dharmasagar (Chevella)	31.5MVA 132/33kV Transformer#2	KA901716(M)		0.00			
B.550	RR Zone	Cybercity		Ibrahimbagh		Dharmasagar (Chevella)	31.5MVA 132/33kV Transformer#1	KA901718(M)		17.02			
B.551	RR Zone	Cybercity		Ibrahimbagh		Dharmasagar (Chevella)	31.5MVA 132/33 kV Transformer#3	TSS03009(M)		17.32			
B.552	RR Zone	Cybercity		Ibrahimbagh		Dhonthanpally	50MVA 132/33 kV Transformer# 2	XC451158(M)		38.73			
B.553	RR Zone	Cybercity		Ibrahimbagh		Dhonthanpally	80 MVA 132/33 kV Transformer# 1	XC451155(M)		61.43			
B.554	RR Zone	Cybercity		Ibrahimbagh		Kanakamamidi	80MVA 132/33 kV Transformer	XC476192(M)		32.64			
B.555	RR Zone	Cybercity		Ibrahimbagh			Energy Export (+)/ Import(-) at interface points of private developers at 33/11 KV			1.05			
B.556	RR Zone	Cybercity		Ibrahimbagh			Energy received (+) / sent out(-)at interface point of other DISCOMS			0.00			
B.557	RR Zone	Cybercity		Ibrahimbagh			Energy Received from Genco at 33 KV & 11KV			0.00			
B.558	RR Zone	Cybercity		Ibrahimbagh			IMPORT/EXPORT			31.03			
B.559	RR Zone	Cybercity		Ibrahimbagh			Net Energy delivered as 3rd party sale at 33KV and 11KV				0.00		
B.560	RR Zone	Cybercity		Ibrahimbagh			75% of Wheeling Charge for 3rd party sale at 33 KV and 11 KV				0.00		
B.561	RR Zone	Cybercity		Ibrahimbagh			APGPCL				0.00		
B.562	RR Zone	Cybercity		Ibrahimbagh			Intra state				0.00		
B.563	RR Zone	Cybercity		Ibrahimbagh			OPEN ACCESS				0.00		
B.564	RR Zone	Cybercity		Ibrahimbagh			Auxillary Sub-Station Consumption				0.18		
B.565	RR Zone	Cybercity		Kondapur		Kaithlapur	31.5MVA 132/33KV TRANSFORMER#1	XC477147(M)		13.56			
B.566	RR Zone	Cybercity		Kondapur		Kaithlapur	80 MVA 132/33KV Transformer#1			17.73			
B.567	RR Zone	Cybercity		Kondapur		Kaithlapur	31.5MVA 132/33KV TRANSFORMER#2	XC477167(M)		30.12			



S.No	Zone	Circle	Voltage Level (KVA)	Division (KVA)	Sub-Division (KVA)	Feeder ID	Feeder Name	Period from...to...				Sales	Remarks (Source of data)
								Meter S.No	CT/PT ratio	Import (MU)	Export (MU)		
B.568	RR Zone	Cybercity		Kondapur			Energy Export (+)/ Import(-) at interface points of private developers at 33/11 KV			0.00			
B.569	RR Zone	Cybercity		Kondapur			Energy received (+) / sent out(-)at interface point of other DISCOMS			0.00			
B.570	RR Zone	Cybercity		Kondapur			Energy Received from Genco at 33 KV & 11KV			0.00			
B.571	RR Zone	Cybercity		Kondapur			IMPORT/EXPORT			115.14			
B.572	RR Zone	Cybercity		Kondapur			Net Energy delivered as 3rd party sale at 33KV and 11KV				0.00		
B.573	RR Zone	Cybercity		Kondapur			75% of Wheeling Charge for 3rd party sale at 33 KV and 11 KV				0.00		
B.574	RR Zone	Cybercity		Kondapur			APGPCL				0.22		
B.575	RR Zone	Cybercity		Kondapur			Intra state				0.00		
B.576	RR Zone	Cybercity		Kondapur			OPEN ACCESS				0.00		
B.577	RR Zone	Cybercity		Kondapur			Auxillary Sub-Station Consumption				0.01		
B.578	Medchal Zone	Medchal		Medchal		Medchal	50MVA 132/33 kV Transformer#3	TSS02952(M)		45.11			
B.579	Medchal Zone	Medchal		Medchal		Medchal	50MVA 132/33 kV Transformer#1	GEC05826(M)		65.67			
B.580	Medchal Zone	Medchal		Medchal		Medchal	50MVA 132/33 kV Transformer#2	KAU05223(M)		64.34			
B.581	Medchal Zone	Medchal		Medchal		Chintal	50MVA 132/33 kV Transformer#2	KA901882(M)		67.15			
B.582	Medchal Zone	Medchal		Medchal		Chintal	50MVA 132/33 kV Transformer#1	KA903117(M)		63.61			
B.583	Medchal Zone	Medchal		Medchal		LGM Pet	50MVA 132/33 kV Transformer#2	XC573316(M)		46.59			
B.584	Medchal Zone	Medchal		Medchal		LGM Pet	50MVA 132/33 kV Transformer#1	XC575313(M)		46.08			
B.585	Medchal Zone	Medchal		Medchal			Energy Export (+)/ Import(-) at interface points of private developers at 33/11 KV			1.00			
B.586	Medchal Zone	Medchal		Medchal			Energy received (+) / sent out(-)at interface point of other DISCOMS			0.00			
B.587	Medchal Zone	Medchal		Medchal			Energy Received from Genco at 33 KV & 11KV			0.00			
B.588	Medchal Zone	Medchal		Medchal			IMPORT/EXPORT			-33.34			
B.589	Medchal Zone	Medchal		Medchal			Net Energy delivered as 3rd party sale at 33KV and 11KV				0.00		
B.590	Medchal Zone	Medchal		Medchal			75% of Wheeling Charge for 3rd party sale at 33 KV and 11 KV				0.00		
B.591	Medchal Zone	Medchal		Medchal			APGPCL				0.17		
B.592	Medchal Zone	Medchal		Medchal			Intra state				0.00		
B.593	Medchal Zone	Medchal		Medchal			OPEN ACCESS				5.19		
B.594	Medchal Zone	Medchal		Medchal			Auxillary Sub-Station Consumption				0.07		
B.595	Medchal Zone	Medchal		Jeedimetla		Shapur Nagar	80MVA 132/33 kV Transformer#1	KAU05227(C)		61.50			
B.596	Medchal Zone	Medchal		Jeedimetla		Shapur Nagar	80MVA 132/33 kV Transformer#2	TSS03065(M)		59.91			
B.597	Medchal Zone	Medchal		Jeedimetla		Shapur Nagar	80MVA 132/33 kV Transformer#3	KAB04609(C)		34.76			
B.598	Medchal Zone	Medchal		Jeedimetla		Dommarra Pochampally	31.5MVA 132/33 kV Transformer#1	XC451138(M)		26.11			
B.599	Medchal Zone	Medchal		Jeedimetla		Dommarra Pochampally	31.5MVA 132/33 kV Transformer#2	XC451111(M)		41.69			
B.600	Medchal Zone	Medchal		Jeedimetla		Shapur Nagar	132KV Jai Raj Steel	APX01075(M)		29.44			
B.601	Medchal Zone	Medchal		Jeedimetla			Energy Export (+)/ Import(-) at interface points of private developers at 33/11 KV			2.05			
B.602	Medchal Zone	Medchal		Jeedimetla			Energy received (+) / sent out(-)at interface point of other DISCOMS			0.00			

S.No	Zone	Circle	Voltage Level (KVA)	Division (KVA)	Sub-Division (KVA)	Feeder ID	Feeder Name	Period from...to...				Sales	Remarks (Source of data)
								Meter S.No	CT/PT ratio	Import (MU)	Export (MU)		
B.603	Medchal Zone	Medchal		Jeedimetla			Energy Received from Genco at 33 KV & 11KV			0.00			
B.604	Medchal Zone	Medchal		Jeedimetla			IMPORT/EXPORT			-17.85			
B.605	Medchal Zone	Medchal		Jeedimetla			Net Energy delivered as 3rd party sale at 33KV and 11KV				0.00		
B.606	Medchal Zone	Medchal		Jeedimetla			75% of Wheeling Charge for 3rd party sale at 33 KV and 11 KV				0.00		
B.607	Medchal Zone	Medchal		Jeedimetla			APGPCL				1.85		
B.608	Medchal Zone	Medchal		Jeedimetla			Intra state				0.10		
B.609	Medchal Zone	Medchal		Jeedimetla			OPEN ACCESS				8.40		
B.610	Medchal Zone	Medchal		Jeedimetla			Auxillary Sub-Station Consumption				0.05		
B.611	Medchal Zone	Medchal		Kukatpally		Miyapur 220kV	80MVA 132/33 kV Transformer#1	UPP41642(M)		67.29			
B.612	Medchal Zone	Medchal		Kukatpally		Miyapur 220kV	80MVA 132/33 kV Transformer#2	UPP41643(M)		70.42			
B.613	Medchal Zone	Medchal		Kukatpally		Miyapur 220kV	132 kV Hyd. Metro Rail Ltd. -I	XA477392(M)		2.60			
B.614	Medchal Zone	Medchal		Kukatpally		Miyapur 220kV	132 kV Hyd. Metro Rail Ltd. -II	XA477391(M)		2.85			
B.615	Medchal Zone	Medchal		Kukatpally			Energy Export (+)/ Import(-) at interface points of private developers at 33/11 KV			0.00			
B.616	Medchal Zone	Medchal		Kukatpally			Energy received (+) / sent out(-)at interface point of other DISCOMS			0.00			
B.617	Medchal Zone	Medchal		Kukatpally			Energy Received from Genco at 33 KV & 11KV			0.00			
B.618	Medchal Zone	Medchal		Kukatpally			IMPORT/EXPORT			80.66			
B.619	Medchal Zone	Medchal		Kukatpally			Net Energy delivered as 3rd party sale at 33KV and 11KV				0.00		
B.620	Medchal Zone	Medchal		Kukatpally			75% of Wheeling Charge for 3rd party sale at 33 KV and 11 KV				0.00		
B.621	Medchal Zone	Medchal		Kukatpally			APGPCL				5.12		
B.622	Medchal Zone	Medchal		Kukatpally			Intra state				0.00		
B.623	Medchal Zone	Medchal		Kukatpally			OPEN ACCESS				12.75		
B.624	Medchal Zone	Medchal		Kukatpally			Auxillary Sub-Station Consumption				0.03		
B.625	Rural Zone	Nalgonda		Devarakonda		K.M Pally	50MVA 132/33 kV Transformer#1	X1232393(M)		24.16			
B.626	Rural Zone	Nalgonda		Devarakonda		K.M Pally	80MVA 132/33 kV Transformer#3	TSS03383(M)		43.57			
B.627	Rural Zone	Nalgonda		Devarakonda		K.M Pally	31.5MVA 132/33 kV Transformer#2	11075644(M)		16.60			
B.628	Rural Zone	Nalgonda		Devarakonda		Marriguda	50MVA 132/33 kV Transformer#2	KAU02110(M)		21.95			
B.629	Rural Zone	Nalgonda		Devarakonda		Marriguda	50MVA 132/33 kV Transformer#1	KAU02108(M)		22.71			
B.630	Rural Zone	Nalgonda		Devarakonda		Kodandapur	31.5MVA 132/33 kV Transformer#2	XC477453(M)		7.72			
B.631	Rural Zone	Nalgonda		Devarakonda		Kodandapur	31.5MVA 132/33 kV Transformer#1	XC477435(M)		7.66			
B.632	Rural Zone	Nalgonda		Devarakonda		Guntipally	16MVA 132/33 kV Transformer#1	AP906621(M)		5.76			
B.633	Rural Zone	Nalgonda		Devarakonda		Guntipally	31.5MVA 132/33 kV Transformer#2	AP906616(M)		9.96			
B.634	Rural Zone	Nalgonda		Devarakonda		Guntipally	31.5MVA 132/33 kV Transformer#3	TSS03451(M)		9.26			
B.635	Rural Zone	Nalgonda		Devarakonda		Chalakurthy	220 kV SLBC Lift Irrigation (AMRPLI)	7659635(M)		86.53			
B.636	Rural Zone	Nalgonda		Devarakonda		Godakondla (SWS)	132KV Krishna DWS Godakondla	0012287666(P)		63.13			
B.637	Rural Zone	Nalgonda		Devarakonda		Kodandapur	132KV Krishna DWS Kodandapur	14755160(M)		68.99			
B.638	Rural Zone	Nalgonda		Devarakonda		Nasarlapally (SWS)	132KV Krishna DWS Nasarlapally	14755161(M)		69.82			
B.639	Rural Zone	Nalgonda		Devarakonda			Energy Export (+)/ Import(-) at interface points of private developers at 33/11 KV			5.33			

S.No	Zone	Circle	Voltage Level (KVA)	Division (KVA)	Sub-Division (KVA)	Feeder ID	Feeder Name	Period from...to...				Sales	Remarks (Source of data)
								Meter S.No	CT/PT ratio	Import (MU)	Export (MU)		
B.640	Rural Zone	Nalgonda		Devarakonda			Energy received (+) / sent out(-)at interface point of other DISCOMS			0.00			
B.641	Rural Zone	Nalgonda		Devarakonda			Energy Received from Genco at 33 KV & 11KV			0.00			
B.642	Rural Zone	Nalgonda		Devarakonda			IMPORT/EXPORT			-1.65			
B.643	Rural Zone	Nalgonda		Devarakonda			Net Energy delivered as 3rd party sale at 33KV and 11KV				0.00		
B.644	Rural Zone	Nalgonda		Devarakonda			75% of Wheeling Charge for 3rd party sale at 33 KV and 11 KV				0.00		
B.645	Rural Zone	Nalgonda		Devarakonda			APGPCL				0.00		
B.646	Rural Zone	Nalgonda		Devarakonda			Intra state				5.30		
B.647	Rural Zone	Nalgonda		Devarakonda			OPEN ACCESS				0.00		
B.648	Rural Zone	Nalgonda		Devarakonda			Auxillary Sub-Station Consumption				0.06		
B.649	Rural Zone	Nalgonda		Miryalaguda		Miryalguda	80MVA 132/33 kV Transformer#2	KAU09849(M)		69.59			
B.650	Rural Zone	Nalgonda		Miryalaguda		Miryalguda	80MVA 132/33 kV Transformer#1	KAU09821(C)		65.87			
B.651	Rural Zone	Nalgonda		Miryalaguda		Wadapalli	31.5MVA 132/33 kV Transformer#2	TSS02980(M)		20.55			
B.652	Rural Zone	Nalgonda		Miryalaguda		Wadapalli	16MVA 132/33 kV Transformer (from newSS)	TSS02949(M)		10.88			
B.653	Rural Zone	Nalgonda		Miryalaguda		Halia	50MVA 132/33 kV Transformer#1	GEC05757(M)		26.24			
B.654	Rural Zone	Nalgonda		Miryalaguda		Halia	50MVA 132/33 kV Transformer#2	GEC05831(M)		27.10			
B.655	Rural Zone	Nalgonda		Miryalaguda		Madugulapally	80MVA 132/33 kV Transformer#1	GEC05758(M)		38.37			
B.656	Rural Zone	Nalgonda		Miryalaguda		Madugulapally	50MVA 132/33 kV Transformer#2	GEC06297(M)		24.37			
B.657	Rural Zone	Nalgonda		Miryalaguda		Yerrabelli	31.5MVA 132/33 kV Transformer#2	KAB04607(M)		21.01			
B.658	Rural Zone	Nalgonda		Miryalaguda		Yerrabelli	31.5MVA 132/33 kV Transformer#1	KAB04608(M)		22.85			
B.659	Rural Zone	Nalgonda		Miryalaguda		Miryalguda	132 kV Railway Traction	14754997(C)		7.74			
B.660	Rural Zone	Nalgonda		Miryalaguda		Wadapalli	132 kV ICL (Rassi Cements)	16268060(M)		9.07			
B.661	Rural Zone	Nalgonda		Miryalaguda		Chalukurthy	220 kV Puliya Thanda Lift Irrigation	14755292(M)		0.26			
B.662	Rural Zone	Nalgonda		Miryalaguda		Ganeshpahadu (SWS)	132KV Penna Power-I	APM05623(M)		0.00			
B.663	Rural Zone	Nalgonda		Miryalaguda		Ganeshpahadu (SWS)	132KV Penna Power-II	0016400219(M)		0.00			
B.664	Rural Zone	Nalgonda		Miryalaguda			Energy Export (+)/ Import(-) at interface points of private developers at 33/11 KV			1.11			
B.665	Rural Zone	Nalgonda		Miryalaguda			Energy received (+) / sent out(-)at interface point of other DISCOMS			0.00			
B.666	Rural Zone	Nalgonda		Miryalaguda			Energy Received from Genco at 33 KV & 11KV			0.00			
B.667	Rural Zone	Nalgonda		Miryalaguda			IMPORT/EXPORT			-26.87			
B.668	Rural Zone	Nalgonda		Miryalaguda			Net Energy delivered as 3rd party sale at 33KV and 11KV				0.00		
B.669	Rural Zone	Nalgonda		Miryalaguda			75% of Wheeling Charge for 3rd party sale at 33 KV and 11 KV				0.00		
B.670	Rural Zone	Nalgonda		Miryalaguda			APGPCL				2.96		
B.671	Rural Zone	Nalgonda		Miryalaguda			Intra state				0.74		
B.672	Rural Zone	Nalgonda		Miryalaguda			OPEN ACCESS				3.57		
B.673	Rural Zone	Nalgonda		Miryalaguda			Auxillary Sub-Station Consumption				0.10		
B.674	Rural Zone	Nalgonda		Nalgonda		Narkatpally	31.5MVA 132/33 kV Transformer#1	GEC05769(M)		17.40			
B.675	Rural Zone	Nalgonda		Nalgonda		Narkatpally	50MVA 132/33 kV Transformer#2	KAU05143(M)		28.89			
B.676	Rural Zone	Nalgonda		Nalgonda		Nalgonda	31.5MVA 132/33 kV Transformer#4	KAB01794(M)		16.58			

S.No	Zone	Circle	Voltage Level (KVA)	Division (KVA)	Sub-Division (KVA)	Feeder ID	Feeder Name	Period from...to...				Sales	Remarks (Source of data)
								Meter S.No	CT/PT ratio	Import (MU)	Export (MU)		
B.677	Rural Zone	Nalgonda		Nalgonda		Nalgonda	31.5MVA 132/33 kV Transformer#2	KAB01821(M)		0.00			
B.678	Rural Zone	Nalgonda		Nalgonda		Nalgonda	50 MVA 132/33 kV Transformer#3	X1233886(M)		27.45			
B.679	Rural Zone	Nalgonda		Nalgonda		Nalgonda	80MVA 132/33 kV Transformer#1	TSS03468(M)		43.54			
B.680	Rural Zone	Nalgonda		Nalgonda		Shaligonwaram	50MVA 132/33 kV Transformer#2	X1232394(M)		18.48			
B.681	Rural Zone	Nalgonda		Nalgonda		Shaligonwaram	80MVA 132/33 kV Transformer#1	TSS02978(M)		32.93			
B.682	Rural Zone	Nalgonda		Nalgonda		Kanagal	50MVA 132/33 kV Transformer#1	UPU11134(M)		25.58			
B.683	Rural Zone	Nalgonda		Nalgonda		Kanagal	50MVA 132/33 kV Transformer#2	UPU11133(M)		25.09			
B.684	Rural Zone	Nalgonda		Nalgonda		Aitipamula	50MVA 132/33 kV Transformer#1	AP914555(M)		41.43			
B.685	Rural Zone	Nalgonda		Nalgonda		Aitipamula	31.5MVA 132/33 kV Transformer#2	AP906698(C)		27.31			
B.686	Rural Zone	Nalgonda		Nalgonda		Munugodu	16MVA 132/33 kV Transformer#1	TSS03354(M)		9.48			
B.687	Rural Zone	Nalgonda		Nalgonda		Munugodu	31.5MVA 132/33 kV Transformer#2	TSS03430(M)		15.26			
B.688	Rural Zone	Nalgonda		Nalgonda		Narkatpally	132 kV Oil Country Tubulars Ltd.	7659504(M)		0.00			
B.689	Rural Zone	Nalgonda		Nalgonda		Narkatpally	132KV USAI FORGE	7659274(M)		0.15			
B.690	Rural Zone	Nalgonda		Nalgonda		Narkatpally	132KV USTPL	16056916(M)		6.29			
B.691	Rural Zone	Nalgonda		Nalgonda		Narkatpally	220KV Kamineni Steel & Power India (P) Ltd.	16636269(M)		0.00			
B.692	Rural Zone	Nalgonda		Nalgonda		Aitipamula	132KV Ragvendra ferro alooys	AP903558(C)		41.12			
B.693	Rural Zone	Nalgonda		Nalgonda			Energy Export (+)/ Import(-) at interface points of private developers at 33/11 KV			9.17			
B.694	Rural Zone	Nalgonda		Nalgonda			Energy received (+) / sent out(-)at interface point of other DISCOMS			0.00			
B.695	Rural Zone	Nalgonda		Nalgonda			Energy Received from Genco at 33 KV & 11KV			1.05			
B.696	Rural Zone	Nalgonda		Nalgonda			IMPORT/EXPORT			89.58			
B.697	Rural Zone	Nalgonda		Nalgonda			Net Energy delivered as 3rd party sale at 33KV and 11KV					0.00	
B.698	Rural Zone	Nalgonda		Nalgonda			75% of Wheeling Charge for 3rd party sale at 33 KV and 11 KV					0.00	
B.699	Rural Zone	Nalgonda		Nalgonda			APGPCL					0.00	
B.700	Rural Zone	Nalgonda		Nalgonda			Intra state					0.00	
B.701	Rural Zone	Nalgonda		Nalgonda			OPEN ACCESS					0.00	
B.702	Rural Zone	Nalgonda		Nalgonda			Auxillary Sub-Station Consumption					0.08	
B.703	Rural Zone	Suryapet		Huzurnagar		Mattampally	50MVA 132/33 kV Transformer#2	0015519283(M)		13.54			
B.704	Rural Zone	Suryapet		Huzurnagar		Mattampally	50MVA 132/33 kV Transformer#1	XC451077(M)		13.96			
B.705	Rural Zone	Suryapet		Huzurnagar		Kodad	50MVA 132/33 kV Transformer#1	0015467255(M)		33.39			
B.706	Rural Zone	Suryapet		Huzurnagar		Kodad	50MVA 132/33 kV Transformer#2	0015467226(M)		33.06			
B.707	Rural Zone	Suryapet		Huzurnagar		Disincherla	50MVA 132/33 kV Transformer#2	AP903538(M)		22.03			
B.708	Rural Zone	Suryapet		Huzurnagar		Disincherla	50MVA 132/33 kV Transformer#1	AP903516(M)		21.74			
B.709	Rural Zone	Suryapet		Huzurnagar		Ramapuram	31.5MVA 132/33 kV Transformer#2	0015519227(M)		16.26			
B.710	Rural Zone	Suryapet		Huzurnagar		Ramapuram	31.5MVA 132/33 kV Transformer#1	0015467140(M)		15.84			
B.711	Rural Zone	Suryapet		Huzurnagar		Munagala	16MVA 132/33 kV Transformer#2	XC477463(M)		13.16			
B.712	Rural Zone	Suryapet		Huzurnagar		Munagala	16MVA 132/33 kV Transformer#3	XC477462(M)		12.72			
B.713	Rural Zone	Suryapet		Huzurnagar		Munagala	16MVA 132/33 kV Transformer#1	XC477457(M)		11.51			
B.714	Rural Zone	Suryapet		Huzurnagar		Huzurnagar 220kv	31.5MVA 132/33 kV Transformer#1	XC476194(M)		15.57			
B.715	Rural Zone	Suryapet		Huzurnagar		Huzurnagar 220kv	31.5MVA 132/33 kV Transformer#2	XC476202(C)		15.67			

S.No	Zone	Circle	Voltage Level (KVA)	Division (KVA)	Sub-Division (KVA)	Feeder ID	Feeder Name	Period from...to...				Sales	Remarks (Source of data)
								Meter S.No	CT/PT ratio	Import (MU)	Export (MU)		
B.716	Rural Zone	Suryapet		Huzurnagar		Mattampally	132KV NCL		KAU05412(M)	32.20			
B.717	Rural Zone	Suryapet		Huzurnagar		Mattampally	132 kV Sagar Cements		7659545(M)	4.53			
B.718	Rural Zone	Suryapet		Huzurnagar		Mattampally	132KV Railway Traction#1		XD521398(M)	1.16			
B.719	Rural Zone	Suryapet		Huzurnagar		Mattampally	132KV Railway Traction#2		XD521401(M)	0.00			
B.720	Rural Zone	Suryapet		Huzurnagar		Sitapuram	132 kV Sitapuram Power Limited		AP200411(M)	0.09			
B.721	Rural Zone	Suryapet		Huzurnagar		Sitapuram	132 kV Anjaini Port Land Cement		0016196461(S)	0.95			
B.722	Rural Zone	Suryapet		Huzurnagar		Sitapuram	132KV Kakatiya Cements		0012287735(M)	7.30			
B.723	Rural Zone	Suryapet		Huzurnagar		Sitapuram	132 kV Zuvani Cements		XD512363(P)	4.62			
B.724	Rural Zone	Suryapet		Huzurnagar		V.Singaram	132 kV Keerthi Cements		16179663(M)	10.51			
B.725	Rural Zone	Suryapet		Huzurnagar		V.Singaram	132 kV My Home Industries Limited		Y0265809(M)	7.41			
B.726	Rural Zone	Suryapet		Huzurnagar		Ramapuram	132 kV Bheema Cements		AP910629(P)	0.00			
B.727	Rural Zone	Suryapet		Huzurnagar		Ramapuram	132 kV Rain Cements (Priyadarshini)		AP908100(M)	13.30			
B.728	Rural Zone	Suryapet		Huzurnagar		Ganeshpahadu (SWS)	132KV Deccan Cements		AP200787(M)	5.01			
B.729	Rural Zone	Suryapet		Huzurnagar			Energy Export (+)/ Import(-) at interface points of private developers at 33/11 KV			3.58			
B.730	Rural Zone	Suryapet		Huzurnagar			Energy received (+) / sent out(-)at interface point of other DISCOMS			-7.74			
B.731	Rural Zone	Suryapet		Huzurnagar			Energy Received from Genco at 33 KV & 11KV			0.02			
B.732	Rural Zone	Suryapet		Huzurnagar			IMPORT/EXPORT			-16.45			
B.733	Rural Zone	Suryapet		Huzurnagar			Net Energy delivered as 3rd party sale at 33KV and 11KV				0.00		
B.734	Rural Zone	Suryapet		Huzurnagar			75% of Wheeling Charge for 3rd party sale at 33 KV and 11 KV				0.00		
B.735	Rural Zone	Suryapet		Huzurnagar			APGPCL				0.36		
B.736	Rural Zone	Suryapet		Huzurnagar			Intra state				0.00		
B.737	Rural Zone	Suryapet		Huzurnagar			OPEN ACCESS				17.33		
B.738	Rural Zone	Suryapet		Huzurnagar			Auxillary Sub-Station Consumption				0.12		
B.739	Rural Zone	Suryapet		Suryapet		Suryapet	80MVA 132/33 kV Transformer#1	0015519292(M)		73.40			
B.740	Rural Zone	Suryapet		Suryapet		Suryapet	80MVA 132/33 kV Transformer#2	0015519293(M)		72.86			
B.741	Rural Zone	Suryapet		Suryapet		Thungathurthy	50MVA 132/33 kV Transformer#1	0015467256(M)		31.74			
B.742	Rural Zone	Suryapet		Suryapet		Thungathurthy	50MVA 132/33 kV Transformer#2	0015467252(M)		31.15			
B.743	Rural Zone	Suryapet		Suryapet			Energy Export (+)/ Import(-) at interface points of private developers at 33/11 KV			11.49			
B.744	Rural Zone	Suryapet		Suryapet			Energy received (+) / sent out(-)at interface point of other DISCOMS			23.37			
B.745	Rural Zone	Suryapet		Suryapet			Energy Received from Genco at 33 KV & 11KV			0.00			
B.746	Rural Zone	Suryapet		Suryapet			IMPORT/EXPORT			14.74			
B.747	Rural Zone	Suryapet		Suryapet			Net Energy delivered as 3rd party sale at 33KV and 11KV				0.00		
B.748	Rural Zone	Suryapet		Suryapet			75% of Wheeling Charge for 3rd party sale at 33 KV and 11 KV				0.00		
B.749	Rural Zone	Suryapet		Suryapet			APGPCL				0.00		

S.No	Zone	Circle	Voltage Level (KVA)	Division (KVA)	Sub-Division (KVA)	Feeder ID	Feeder Name	Period from...to...				Sales	Remarks (Source of data)
								Meter S.No	CT/PT ratio	Import (MU)	Export (MU)		
B.750	Rural Zone	Suryapet		Suryapet			Intra state				0.00		
B.751	Rural Zone	Suryapet		Suryapet			OPEN ACCESS				0.00		
B.752	Rural Zone	Suryapet		Suryapet			Auxillary Sub-Station Consumption				0.13		
B.753	Rural Zone	Yadadri		Bhongiri		Bhongiri	50MVA 132/33 kV Transformer#2	KAU09247(M)		37.87			
B.754	Rural Zone	Yadadri		Bhongiri		Bhongiri	50MVA 132/33 kV Transformer#1	GEC05778(M)		37.85			
B.755	Rural Zone	Yadadri		Bhongiri		Kolanpaka (Alair)	50MVA 132/33 kV Transformer#1	AP903111(M)		39.13			
B.756	Rural Zone	Yadadri		Bhongiri		Kolanpaka (Alair)	50MVA 132/33 kV Transformer#2	TSS03457(M)		32.99			
B.757	Rural Zone	Yadadri		Bhongiri		Kolanpaka (Alair)	80MVA 132/33 kV Transformer#3			0.00			
B.758	Rural Zone	Yadadri		Bhongiri		Bibinagar	80MVA 132/33 kV Transformer#1	AP903128(M)		49.89			
B.759	Rural Zone	Yadadri		Bhongiri		Bibinagar	50MVA 132/33 kV Transformer#2	X1232408(M)		31.27			
B.760	Rural Zone	Yadadri		Bhongiri		Mothkur	50MVA 132/33 kV Transformer#1	KAU02111(M)		18.37			
B.761	Rural Zone	Yadadri		Bhongiri		Mothkur	50MVA 132/33 kV Transformer#2	0015467295(M)		30.13			
B.762	Rural Zone	Yadadri		Bhongiri		Yadagiri Gutta	31.5MVA 132/33 kV Transformer#1	XC451108(M)		12.87			
B.763	Rural Zone	Yadadri		Bhongiri		Yadagiri Gutta	31.5MVA 132/33KV TRANSFORMER#2	XC451093(M)		13.17			
B.764	Rural Zone	Yadadri		Bhongiri		Bhongiri	132KV AGI GLASS PAC	16636254(M)		15.67			
B.765	Rural Zone	Yadadri		Bhongiri		Kolanpaka (Alair)	132 kV Kolanpak Rly. Traction#1	0012287732(M)		5.27			
B.766	Rural Zone	Yadadri		Bhongiri		Kolanpaka (Alair)	132 kV Kolanpak Rly. Traction#2	0012287641(M)		4.87			
B.767	Rural Zone	Yadadri		Bhongiri			Energy Export (+)/ Import(-) at interface points of private developers at 33/11 KV			16.37			
B.768	Rural Zone	Yadadri		Bhongiri			Energy received (+) / sent out(-)at interface point of other DISCOMS			-2.37			
B.769	Rural Zone	Yadadri		Bhongiri			Energy Received from Genco at 33 KV & 11KV			0.00			
B.770	Rural Zone	Yadadri		Bhongiri			IMPORT/EXPORT			-26.64			
B.771	Rural Zone	Yadadri		Bhongiri			Net Energy delivered as 3rd party sale at 33KV and 11KV				0.00		
B.772	Rural Zone	Yadadri		Bhongiri			75% of Wheeling Charge for 3rd party sale at 33 KV and 11 KV				0.00		
B.773	Rural Zone	Yadadri		Bhongiri			APGPCL				0.00		
B.774	Rural Zone	Yadadri		Bhongiri			Intra state				1.10		
B.775	Rural Zone	Yadadri		Bhongiri			OPEN ACCESS				2.85		
B.776	Rural Zone	Yadadri		Bhongiri			Auxillary Sub-Station Consumption				0.06		
B.777	Rural Zone	Yadadri		choutuppal		Ramannapet	50MVA 132/33 kV Transformer#1	GEC05794(M)		33.44			
B.778	Rural Zone	Yadadri		choutuppal		Ramannapet	50MVA 132/33 kV Transformer#2	AP906329(M)		29.42			
B.779	Rural Zone	Yadadri		choutuppal		Ramannapet	50MVA 132/33 kV Transformer#3	TSS03456(M)		35.78			
B.780	Rural Zone	Yadadri		choutuppal		Choutuppal	50MVA 132/33 kV Transformer#2	TSS02966(M)		53.15			
B.781	Rural Zone	Yadadri		choutuppal		Choutuppal	50MVA 132/33 kV Transformer#1	GEC03283(M)		51.02			
B.782	Rural Zone	Yadadri		choutuppal		Ramannapet	132kV Railway Traction	14755159(P)		7.03			
B.783	Rural Zone	Yadadri		choutuppal		Choutuppal	132 KV Divis Laboratories	XF465280(P)		32.31			
B.784	Rural Zone	Yadadri		choutuppal			Energy Export (+)/ Import(-) at interface points of private developers at 33/11 KV			6.96			
B.785	Rural Zone	Yadadri		choutuppal			Energy received (+) / sent out(-)at interface point of other DISCOMS			0.00			
B.786	Rural Zone	Yadadri		choutuppal			Energy Received from Genco at 33 KV & 11KV			0.00			

S.No	Zone	Circle	Voltage Level (KVA)	Division (KVA)	Sub-Division (KVA)	Feeder ID	Feeder Name	Period from...to...				Sales	Remarks (Source of data)
								Meter S.No	CT/PT ratio	Import (MU)	Export (MU)		
B.787	Rural Zone	Yadadri		choutuppall			IMPORT/EXPORT				-30.72		
B.788	Rural Zone	Yadadri		choutuppall			Net Energy delivered as 3rd party sale at 33KV and 11KV					0.00	
B.789	Rural Zone	Yadadri		choutuppall			75% of Wheeling Charge for 3rd party sale at 33 KV and 11 KV					0.00	
B.790	Rural Zone	Yadadri		choutuppall			APGPCL					0.00	
B.791	Rural Zone	Yadadri		choutuppall			Intra state					0.00	
B.792	Rural Zone	Yadadri		choutuppall			OPEN ACCESS					0.00	
B.793	Rural Zone	Yadadri		choutuppall			Auxillary Sub-Station Consumption					0.02	
B.794	Rural Zone	Siddipet		Husnabad		Mustyal	50MVA 132/33 kV Transformer#2	0015467177(M)			29.36		
B.795	Rural Zone	Siddipet		Husnabad		Mustyal	50MVA 132/33 kV Transformer#1	KAU02123(M)			30.51		
B.796	Rural Zone	Siddipet		Husnabad		Husnabad	31.5MVA 132/33 kV Transformer#1	XF465225(M)			18.60		
B.797	Rural Zone	Siddipet		Husnabad		Husnabad	31.5MVA 132/33 kV Transformer#2	XC548795(M)			18.46		
B.798	Rural Zone	Siddipet		Husnabad		Husnabad	31.5MVA 132/33 kV Transformer#3	TSS02973(M)			19.25		
B.799	Rural Zone	Siddipet		Husnabad		Shanigaram	31.5MVA 132/33 kV Transformer#1	GEC05776(M)			10.32		
B.800	Rural Zone	Siddipet		Husnabad		Shanigaram	31.5MVA 132/33 kV Transformer#2	GEC05783(M)			7.57		
B.801	Rural Zone	Siddipet		Husnabad		Shanigaram	16 MVA 132/33 kV Transformer#3	XC451090(M)			4.18		
B.802	Rural Zone	Siddipet		Husnabad		Shanigaram	50MVA 132/33 kV Transformer#3						
B.803	Rural Zone	Siddipet		Husnabad			Energy Export (+)/ Import(-) at interface points of private developers at 33/11 KV				9.30		
B.804	Rural Zone	Siddipet		Husnabad			Energy received (+) / sent out(-)at interface point of other DISCOMS				-19.52		
B.805	Rural Zone	Siddipet		Husnabad			Energy Received from Genco at 33 KV & 11KV				0.00		
B.806	Rural Zone	Siddipet		Husnabad			IMPORT/EXPORT				-1.46		
B.807	Rural Zone	Siddipet		Husnabad			Net Energy delivered as 3rd party sale at 33KV and 11KV					0.00	
B.808	Rural Zone	Siddipet		Husnabad			75% of Wheeling Charge for 3rd party sale at 33 KV and 11 KV					0.00	
B.809	Rural Zone	Siddipet		Husnabad			APGPCL					0.00	
B.810	Rural Zone	Siddipet		Husnabad			Intra state					0.00	
B.811	Rural Zone	Siddipet		Husnabad			OPEN ACCESS					0.00	
B.812	Rural Zone	Siddipet		Husnabad			Auxillary Sub-Station Consumption					0.02	
B.813	RR Zone	Saroornagar		Champapet			Energy Export (+)/ Import(-) at interface points of private developers at 33/11 KV				2.78		
B.814	RR Zone	Saroornagar		Champapet			Energy received (+) / sent out(-)at interface point of other DISCOMS				0.00		
B.815	RR Zone	Saroornagar		Champapet			Energy Received from Genco at 33 KV & 11KV				0.00		
B.816	RR Zone	Saroornagar		Champapet			IMPORT/EXPORT				116.18		
B.817	RR Zone	Saroornagar		Champapet			Net Energy delivered as 3rd party sale at 33KV and 11KV					0.00	
B.818	RR Zone	Saroornagar		Champapet			75% of Wheeling Charge for 3rd party sale at 33 KV and 11 KV					0.00	
B.819	RR Zone	Saroornagar		Champapet			APGPCL					0.58	
B.820	RR Zone	Saroornagar		Champapet			Intra state					8.51	
B.821	RR Zone	Saroornagar		Champapet			OPEN ACCESS					0.00	

S.No	Zone	Circle	Voltage Level (KVA)	Division (KVA)	Sub-Division (KVA)	Feeder ID	Feeder Name	Period from...to...				Sales	Remarks (Source of data)
								Meter S.No	CT/PT ratio	Import (MU)	Export (MU)		
B.822	RR Zone	Saroornagar		Champapet			Auxillary Sub-Station Consumption				0.00		
B.823	RR Zone	Saroornagar		Ibrahimpattam		Ibrahimpattam (Gungal)	50MVA 132/33 kV Transformer#1	KAU09223(M)		26.50			
B.824	RR Zone	Saroornagar		Ibrahimpattam		Ibrahimpattam (Gungal)	50MVA 132/33 kV Transformer#2	TSS03069(M)		27.32			
B.825	RR Zone	Saroornagar		Ibrahimpattam		Turkyamjal	31.5MVA 132/33 kV Transformer#1	GEC05800(M)		30.32			
B.826	RR Zone	Saroornagar		Ibrahimpattam		Turkyamjal	50MVA 132/33 kV Transformer#2	GEC05792(M)		51.10			
B.827	RR Zone	Saroornagar		Ibrahimpattam		Yacharam	31.5MVA 132/33 kV Transformer#1	0015519241(M)		10.48			
B.828	RR Zone	Saroornagar		Ibrahimpattam		Yacharam	31.5MVA 132/33 kV Transformer#2	TSS03253(M)		10.56			
B.829	RR Zone	Saroornagar		Ibrahimpattam		Bongaluru	50MVA 132/33 kV Transformer#1	XB560273(M)		12.58			
B.830	RR Zone	Saroornagar		Ibrahimpattam		Bongaluru	31.5 MVA 132/33 kV Transformer#2	XB560275(M)		7.49			
B.831	RR Zone	Saroornagar		Ibrahimpattam		Ghanapur	132 kV Sanghi Polyesters	14754376(M)		0.42			
B.832	RR Zone	Saroornagar		Ibrahimpattam		Bongaluru	132KV TCS	XC530910(P)		2.17			
B.833	RR Zone	Saroornagar		Ibrahimpattam			Energy Export (+)/ Import(-) at interface points of private developers at 33/11 KV			0.00			
B.834	RR Zone	Saroornagar		Ibrahimpattam			Energy received (+) / sent out(-)at interface point of other DISCOMS			0.00			
B.835	RR Zone	Saroornagar		Ibrahimpattam			Energy Received from Genco at 33 KV & 11KV			0.00			
B.836	RR Zone	Saroornagar		Ibrahimpattam			IMPORT/EXPORT			-50.20			
B.837	RR Zone	Saroornagar		Ibrahimpattam			Net Energy delivered as 3rd party sale at 33KV and 11KV				0.00		
B.838	RR Zone	Saroornagar		Ibrahimpattam			75% of Wheeling Charge for 3rd party sale at 33 KV and 11 KV				0.00		
B.839	RR Zone	Saroornagar		Ibrahimpattam			APGPCL				2.79		
B.840	RR Zone	Saroornagar		Ibrahimpattam			Intra state				0.00		
B.841	RR Zone	Saroornagar		Ibrahimpattam			OPEN ACCESS				0.00		
B.842	RR Zone	Saroornagar		Ibrahimpattam			Auxillary Sub-Station Consumption				0.06		
B.843	RR Zone	Saroornagar		Saroornagar		Hayathnagar	100MVA 220/33 kV Transformer#1	XC575520(M)		48.27			
B.844	RR Zone	Saroornagar		Saroornagar		Hayathnagar	100MVA 220/33 kV Transformer#2	XC575522(M)		14.81			
B.845	RR Zone	Saroornagar		Saroornagar		Hayathnagar	50MVA 220/33 kV Transformer#2	XC575522(M)		15.11			
B.846	RR Zone	Saroornagar		Saroornagar		Bandlaguda	50MVA 132/33 kV Transformer#3	XE513515(M)		12.69			
B.847	RR Zone	Saroornagar		Saroornagar		Bandlaguda	80MVA 132/33 kV Transformer#2	AP903224(C)		41.52			
B.848	RR Zone	Saroornagar		Saroornagar		Bandlaguda	80MVA 132/33 kV Transformer#1	AP903223(C)		64.73			
B.849	RR Zone	Saroornagar		Saroornagar			Energy Export (+)/ Import(-) at interface points of private developers at 33/11 KV			0.00			
B.850	RR Zone	Saroornagar		Saroornagar			Energy received (+) / sent out(-)at interface point of other DISCOMS			0.00			
B.851	RR Zone	Saroornagar		Saroornagar			Energy Received from Genco at 33 KV & 11KV			0.00			
B.852	RR Zone	Saroornagar		Saroornagar			IMPORT/EXPORT			-41.94			
B.853	RR Zone	Saroornagar		Saroornagar			Net Energy delivered as 3rd party sale at 33KV and 11KV				0.00		
B.854	RR Zone	Saroornagar		Saroornagar			75% of Wheeling Charge for 3rd party sale at 33 KV and 11 KV				0.00		
B.855	RR Zone	Saroornagar		Saroornagar			APGPCL				0.00		
B.856	RR Zone	Saroornagar		Saroornagar			Intra state				0.00		
B.857	RR Zone	Saroornagar		Saroornagar			OPEN ACCESS				0.00		



S.No	Zone	Circle	Voltage Level (KVA)	Division (KVA)	Sub-Division (KVA)	Feeder ID	Feeder Name	Period from...to...				Sales	Remarks (Source of data)
								Meter S.No	CT/PT ratio	Import (MU)	Export (MU)		
B.858	RR Zone	Sarooranagar		Sarooranagar			Auxillary Sub-Station Consumption				0.05		
B.859	Medchal Zone	Habsiguda		Habsiguda		Nagole	31.5MVA 132/33 kV Transformer#1	UPP41181(M)		23.04			
B.860	Medchal Zone	Habsiguda		Habsiguda		Nagole	80MVA 132/33 kV Transformer#2	UPP41179(M)		55.93			
B.861	Medchal Zone	Habsiguda		Habsiguda		Nagole	132 kV Hyd. Metro Rail Ltd. - I	UPP41185(M)		3.06			
B.862	Medchal Zone	Habsiguda		Habsiguda		Nagole	132 kV Hyd. Metro Rail Ltd. - II	UPP41186(M)		3.33			
B.863	Medchal Zone	Habsiguda		Habsiguda			Energy Export (+)/ Import(-) at interface points of private developers at 33/11 KV			0.00			
B.864	Medchal Zone	Habsiguda		Habsiguda			Energy received (+) / sent out(-)at interface point of other DISCOMS			0.00			
B.865	Medchal Zone	Habsiguda		Habsiguda			Energy Received from Genco at 33 KV & 11KV			0.53			
B.866	Medchal Zone	Habsiguda		Habsiguda			IMPORT/EXPORT			108.65			
B.867	Medchal Zone	Habsiguda		Habsiguda			Net Energy delivered as 3rd party sale at 33KV and 11KV				0.00		
B.868	Medchal Zone	Habsiguda		Habsiguda			75% of Wheeling Charge for 3rd party sale at 33 KV and 11 KV				0.00		
B.869	Medchal Zone	Habsiguda		Habsiguda			APGPCL				6.69		
B.870	Medchal Zone	Habsiguda		Habsiguda			Intra state				0.12		
B.871	Medchal Zone	Habsiguda		Habsiguda			OPEN ACCESS				1.13		
B.872	Medchal Zone	Habsiguda		Habsiguda			Auxillary Sub-Station Consumption				0.02		
B.873	Medchal Zone	Habsiguda		Keesara		Ghanapur	31.5MVA 132/33kV Transformer#2	TSS03971(M)		21.47			
B.874	Medchal Zone	Habsiguda		Keesara		Ghanapur	80MVA 132/33 kV Transformer#1	XC477440(M)		53.27			
B.875	Medchal Zone	Habsiguda		Keesara		Malkaram	80MVA 132/33 kV Transformer#2	KAU05134(M)		76.57			
B.876	Medchal Zone	Habsiguda		Keesara		Malkaram	80MVA 132/33 kV Transformer#1	KAU05236(M)		31.47			
B.877	Medchal Zone	Habsiguda		Keesara		Ghanapur	132 kV Sanghi Polyesters			0.14			
B.878	Medchal Zone	Habsiguda		Keesara		Ghanapur	132 kV Ghanapur Rly. Traction#1	GEC03188(M)		7.53			
B.879	Medchal Zone	Habsiguda		Keesara		Ghanapur	132 kV Ghanapur Rly. Traction#2	GEC03210(M)		6.99			
B.880	Medchal Zone	Habsiguda		Keesara			Energy Export (+)/ Import(-) at interface points of private developers at 33/11 KV			2.00			
B.881	Medchal Zone	Habsiguda		Keesara			Energy received (+) / sent out(-)at interface point of other DISCOMS			0.00			
B.882	Medchal Zone	Habsiguda		Keesara			Energy Received from Genco at 33 KV & 11KV			0.00			
B.883	Medchal Zone	Habsiguda		Keesara			IMPORT/EXPORT			-51.88			
B.884	Medchal Zone	Habsiguda		Keesara			Net Energy delivered as 3rd party sale at 33KV and 11KV				0.00		
B.885	Medchal Zone	Habsiguda		Keesara			75% of Wheeling Charge for 3rd party sale at 33 KV and 11 KV				0.00		
B.886	Medchal Zone	Habsiguda		Keesara			APGPCL				1.41		
B.887	Medchal Zone	Habsiguda		Keesara			Intra state				0.00		
B.888	Medchal Zone	Habsiguda		Keesara			OPEN ACCESS				0.00		
B.889	Medchal Zone	Habsiguda		Keesara			Auxillary Sub-Station Consumption				0.13		
B.890	RR Zone	Rajendranagar		Kandukur		Amangal	50MVA 132/33 kV Transformer#1	0015467286(M)		22.41			
B.891	RR Zone	Rajendranagar		Kandukur		Amangal	31.5MVA 132/33 kV Transformer#2	0015467258(M)		12.62			
B.892	RR Zone	Rajendranagar		Kandukur		Amangal	31.5MVA 132/33 kV Transformer#3	TSS03000(M)		13.51			
B.893	RR Zone	Rajendranagar		Kandukur		Hial	20MVA 220/33 kV Transformer#1	TSS02829(M)		6.84			

S.No	Zone	Circle	Voltage Level (KVA)	Division (KVA)	Sub-Division (KVA)	Feeder ID	Feeder Name	Period from...to...				Sales	Remarks (Source of data)
								Meter S.No	CT/PT ratio	Import (MU)	Export (MU)		
B.894	RR Zone	Rajendranagar		Kandukur		Hial	20MVA 220/33 kV Transformer#2	TSS02826(M)		5.26			
B.895	RR Zone	Rajendranagar		Kandukur		Fab City	50MVA 132/33 kV Transformer#1	AP914577(M)		39.24			
B.896	RR Zone	Rajendranagar		Kandukur		Fab City	50MVA 132/33 kV Transformer#2	AP914523(M)		35.58			
B.897	RR Zone	Rajendranagar		Kandukur		Mamidipally 132kV SS	50MVA 132/33 kV Transformer#1	TSS03754(M)		52.04			
B.898	RR Zone	Rajendranagar		Kandukur		Mamidipally 132kV SS	31.5MVA 132/33 kV Transformer#2	KRU00472(M)		34.41			
B.899	RR Zone	Rajendranagar		Kandukur		GHIAL	25MVA 220/33 kV Transformer#1	XA535182(M)		4.54			
B.900	RR Zone	Rajendranagar		Kandukur		GHIAL	25MVA 220/33 kV Transformer#2	XA535183(M)		4.56			
B.901	RR Zone	Rajendranagar		Kandukur		Madugula	31.5MVA 132/33 kV Transformer#2	XC476157(M)		8.90			
B.902	RR Zone	Rajendranagar		Kandukur		Madugula	31.5MVA 132/33 kV Transformer#1	XC476155(M)		8.89			
B.903	RR Zone	Rajendranagar		Kandukur			Energy Export (+)/ Import(-) at interface points of private developers at 33/11 KV			7.85			
B.904	RR Zone	Rajendranagar		Kandukur			Energy received (+) / sent out(-)at interface point of other DISCOMS			0.00			
B.905	RR Zone	Rajendranagar		Kandukur			Energy Received from Genco at 33 KV & 11KV			0.00			
B.906	RR Zone	Rajendranagar		Kandukur			IMPORT/EXPORT			46.28			
B.907	RR Zone	Rajendranagar		Kandukur			Net Energy delivered as 3rd party sale at 33KV and 11KV				0.00		
B.908	RR Zone	Rajendranagar		Kandukur			75% of Wheeling Charge for 3rd party sale at 33 KV and 11 KV				0.00		
B.909	RR Zone	Rajendranagar		Kandukur			APGPCL				0.00		
B.910	RR Zone	Rajendranagar		Kandukur			Intra state				0.00		
B.911	RR Zone	Rajendranagar		Kandukur			OPEN ACCESS				0.00		
B.912	RR Zone	Rajendranagar		Kandukur			Auxillary Sub-Station Consumption				0.29		
B.913	RR Zone	Rajendranagar		Rajendranagar		Shivarampally	50MVA 132/33 kV Transformer#3	GEC03227(M)		27.54			
B.914	RR Zone	Rajendranagar		Rajendranagar		Shivarampally	50MVA 132/33 kV Transformer#1	KAU09860(M)		38.52			
B.915	RR Zone	Rajendranagar		Rajendranagar		Shivarampally	80MVA 132/33 kV Transformer#4	KAU09824(M)		61.64			
B.916	RR Zone	Rajendranagar		Rajendranagar		Shivarampally	80MVA 132/33 kV Transformer#2	GEC05815(M)		45.38			
B.917	RR Zone	Rajendranagar		Rajendranagar		Shivarampally	80MVA 132/33 kV Transformer#5	ABB00081(M)		74.25			
B.918	RR Zone	Rajendranagar		Rajendranagar		Shamshabad	50MVA 132/33 kV Transformer#2	KAU99984(M)		31.81			
B.919	RR Zone	Rajendranagar		Rajendranagar		Shamshabad	50MVA 132/33 kV Transformer#1	KAU99986(M)		33.16			
B.920	RR Zone	Rajendranagar		Rajendranagar		Chegur 220/132/33 KV	80MVA 132/33 kV Transformer#1	XC476203(M)		0.62			
B.921	RR Zone	Rajendranagar		Rajendranagar		Maylardevullapally	50MVA 132/33 kV Transformer#1	XD550342(M)		66.66			
B.922	RR Zone	Rajendranagar		Rajendranagar		Maylardevullapally	50MVA 132/33 kV Transformer #2	XD550339(M)		67.94			
B.923	RR Zone	Rajendranagar		Rajendranagar			Energy Export (+)/ Import(-) at interface points of private developers at 33/11 KV			0.00			
B.924	RR Zone	Rajendranagar		Rajendranagar			Energy received (+) / sent out(-)at interface point of other DISCOMS			0.00			
B.925	RR Zone	Rajendranagar		Rajendranagar			Energy Received from Genco at 33 KV & 11KV			0.00			
B.926	RR Zone	Rajendranagar		Rajendranagar			IMPORT/EXPORT			-210.51			
B.927	RR Zone	Rajendranagar		Rajendranagar			Net Energy delivered as 3rd party sale at 33KV and 11KV				0.17		
B.928	RR Zone	Rajendranagar		Rajendranagar			75% of Wheeling Charge for 3rd party sale at 33 KV and 11 KV				0.01		
B.929	RR Zone	Rajendranagar		Rajendranagar			APGPCL				0.00		

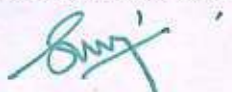
S.No	Zone	Circle	Voltage Level (KVA)	Division (KVA)	Sub-Division (KVA)	Feeder ID	Feeder Name	Period from...to...				Sales	Remarks (Source of data)
								Meter S.No	CT/PT ratio	Import (MU)	EXPORT (MU)		
B.930	RR Zone	Rajendranagar		Rajendranagar			Intra state				0.00		
B.931	RR Zone	Rajendranagar		Rajendranagar			OPEN ACCESS				0.00		
B.932	RR Zone	Rajendranagar		Rajendranagar			Auxillary Sub-Station Consumption				0.07		
B.933	RR Zone	Rajendranagar		Shadnagar		Kothur	50MVA 132/33 kV Transformer#2	GEC05799(M)		48.87			
B.934	RR Zone	Rajendranagar		Shadnagar		Kothur	50MVA 132/33 kV Transformer#3	KAU09232(M)		57.34			
B.935	RR Zone	Rajendranagar		Shadnagar		Kothur	50MVA 132/33 kV Transformer#1	TSS02905(M)		56.83			
B.936	RR Zone	Rajendranagar		Shadnagar		Shadnagar	80MVA 132/33 kV Transformer#1	KAU05197(M)		43.04			
B.937	RR Zone	Rajendranagar		Shadnagar		Shadnagar	50MVA 132/33 kV Transformer#2	KAU09203(M)		26.15			
B.938	RR Zone	Rajendranagar		Shadnagar		Alwal (Keshampet)	31.5MVA 132/33 kV Transformer#2	TSS02954(M)		19.69			
B.939	RR Zone	Rajendranagar		Shadnagar		Alwal (Keshampet)	31.5MVA 132/33 kV Transformer#1	XC580122(M)		18.66			
B.940	RR Zone	Rajendranagar		Shadnagar		Srirangapur	50MVA 132/33 kV Transformer#2	TSS02950(M)		30.32			
B.941	RR Zone	Rajendranagar		Shadnagar		Srirangapur	31.5 MVA 132/33 kV Transformer#1	0015519220(M)		18.24			
B.942	RR Zone	Rajendranagar		Shadnagar		Kothur	132kV Vinayaka steels Ltd..	KAB02459(P)		27.34			
B.943	RR Zone	Rajendranagar		Shadnagar		Kothur	132kV Rayalaseema	AP921719(P)		14.94			
B.944	RR Zone	Rajendranagar		Shadnagar		Shadnagar	132kV Devashree Ispath (P) Ltd.	AP916004(P)		40.70			
B.945	RR Zone	Rajendranagar		Shadnagar		Srirangapur	132 kV Scan Energy Power Ltd.	Y0327300(P)		42.88			
B.946	RR Zone	Rajendranagar		Shadnagar			Energy Export (+)/ Import(-) at interface points of private developers at 33/11 KV			0.58			
B.947	RR Zone	Rajendranagar		Shadnagar			Energy received (+) / sent out(-)at interface point of other DISCOMS			0.00			
B.948	RR Zone	Rajendranagar		Shadnagar			Energy Received from Genco at 33 KV & 11KV			0.00			
B.949	RR Zone	Rajendranagar		Shadnagar			IMPORT/EXPORT			38.60			
B.950	RR Zone	Rajendranagar		Shadnagar			Net Energy delivered as 3rd party sale at 33KV and 11KV				0.00		
B.951	RR Zone	Rajendranagar		Shadnagar			75% of Wheeling Charge for 3rd party sale at 33 KV and 11 KV				0.00		
B.952	RR Zone	Rajendranagar		Shadnagar			APGPCL				1.23		
B.953	RR Zone	Rajendranagar		Shadnagar			Intra state				6.90		
B.954	RR Zone	Rajendranagar		Shadnagar			OPEN ACCESS				79.42		
B.955	RR Zone	Rajendranagar		Shadnagar			Auxillary Sub-Station Consumption				0.05		
B.956	Medchal Zone	Habsiguda		Sainikpuri		Moulali	80MVA 132/33 kV Transformer#3	KAU05190(M)		48.94			
B.957	Medchal Zone	Habsiguda		Sainikpuri		Moulali	80MVA 132/33 kV Transformer#2	X1232406(M)		57.16			
B.958	Medchal Zone	Habsiguda		Sainikpuri		Moulali	80MVA 132/33 kV Transformer#4	X1232415(M)		47.52			
B.959	Medchal Zone	Habsiguda		Sainikpuri		Moulali	50MVA 132/33 kV Transformer#1	KAU05185(M)		36.01			
B.960	Medchal Zone	Habsiguda		Sainikpuri		ZTS Moulali	50 MVA 132/33 kV Transformer#1			14.13			
B.961	Medchal Zone	Habsiguda		Sainikpuri		ZTS Moulali	50 MVA 132/33 kV Transformer#2	X1232389(M)		14.77			
B.962	Medchal Zone	Habsiguda		Sainikpuri		Moulali	132 kV NFC#1	APE03127(S)		9.91			
B.963	Medchal Zone	Habsiguda		Sainikpuri		Moulali	132 kV NFC#2	0012287680(S)		11.00			
B.964	Medchal Zone	Habsiguda		Sainikpuri			Energy Export (+)/ Import(-) at interface points of private developers at 33/11 KV			0.00			
B.965	Medchal Zone	Habsiguda		Sainikpuri			Energy received (+) / sent out(-)at interface point of other DISCOMS			0.00			
B.966	Medchal Zone	Habsiguda		Sainikpuri			Energy Received from Genco at 33 KV & 11KV			0.00			

S.No	Zone	Circle	Voltage Level (KVA)	Division (KVA)	Sub-Division (KVA)	Feeder ID	Feeder Name	Period from...to...				Sales	Remarks (Source of data)
								Meter S.No	CT/PT ratio	Import (MU)	Export (MU)		
B.967	Medchal Zone	Habsiguda		Sainikpuri			IMPORT/EXPORT			-10.02			
B.968	Medchal Zone	Habsiguda		Sainikpuri			Net Energy delivered as 3rd party sale at 33KV and 11KV				0.00		
B.969	Medchal Zone	Habsiguda		Sainikpuri			75% of Wheeling Charge for 3rd party sale at 33 KV and 11 KV				0.00		
B.970	Medchal Zone	Habsiguda		Sainikpuri			APGPCL				0.00		
B.971	Medchal Zone	Habsiguda		Sainikpuri			Intra state				0.84		
B.972	Medchal Zone	Habsiguda		Sainikpuri			OPEN ACCESS				0.00		
B.973	Medchal Zone	Habsiguda		Sainikpuri			Auxillary Sub-Station Consumption				0.05		
B.1001	Total (MU)									12334.31	442.66		
B.1002	Net input energy at DISCOM periphery (MU)									11891.65			


Color code	Parameter
	Please enter voltage level or leave blank
	Please enter feeder id and name or leave blank
	Enter meter no or leave blank
	Enter CT/PT ratio or leave blank
0	Please enter numeric value or 0
	Please select yes or no from list
	Formula protected

I/We undertake that the information supplied in this Document and Pro-forma is accurate to the best of my knowledge and if any of the information supplied is found to be incorrect and such information result into loss to the Central Government or State Government or any of the authority under them or any other person affected, I/we undertake to indemnify such loss.

Authorised Signatory and Seal



Name of Authorised Signatory: **S. RAGHUMA REDDY**  
Name of the DISCOM: Chairman & Managing Director  
Full Address:- Southern Power Distribution Company  
of Telangana Limited (TSSPDCL)  
M. 1 Compound, Hyderabad 500 001.

Signature:-   
Name of Energy Manager\*: **D. SOMI REDDY**  
Registration Number: **EA-7824.**

Seal

**Details of Input Energy Sources**

Period From.....To.....

**A. Generation at Transmission Periphery (Details)**

S.No.	Name of Generation Station	Generation Capacity (In MW)	Type of Station Generation (Based- Solid ( Coal ,Lignite)/Liquid/Gas/Renewable ( biomass-bagasse)/Others)	Type of Contract (in years/months/days)	Type of Grid (Intra-state/Inter-state)	Point of Connection (POC) Loss MU	Voltage Level (At input)	Remarks (Source of data)
1	Bhadradri TPS	1080	Thermal	25	Intra-state			
2	220 kV Jurala HES#1		Hydal		Intra-state			
3	220 kV Jurala HES#2		Hydal		Intra-state			
4	Lower Jurala HES	117	Hydal	25	Intra-state			
5	Nagarjunasagar Main Power House		Hydal		Intra-state			
6	Pochampad (G) 1&2	36	Hydal	10+25	Intra-state			
7	Pulichintala HES		Hydal		Intra-state			
8	Singur Hydel Station		Hydal		Intra-state			
9	400KV KTHP Stage-I	500	Thermal	25	Intra-state			
10	400KV KTHP Stage-II	600	Thermal	25	Intra-state			
11	KTHP STAGE-V		Thermal		Intra-state			
12	KTHP STAGE-VII	800	Thermal	25	Intra-state			
13	KTHP STAGE-A		Thermal		Intra-state			
14	KTHP STAGE-B		Thermal		Intra-state			
15	KTHP STAGE-C		Thermal		Intra-state			
16	KTHP STAGE-VI	500	Thermal	25	Intra-state			
17	Ramagundam Thermal Station		Thermal		Intra-state			
18	SRISAILAM LBPH	900	Hydal	10	Intra-state			
19	IGSTPS				Inter-state			
20	KAPS				Inter-state			
21	KKNP				Inter-state			
22	KKNPU2				Inter-state			
23	KUDIGI				Inter-state			
24	MAPS				Inter-state			
25	NLC-1				Inter-state			
26	NLC-2				Inter-state			
27	NNTPS				Inter-state			
28	NSM1				Inter-state			
29	NSM2				Inter-state			
30	NTPC-Ram				Inter-state			
31	NTPC-Ram(E)				Inter-state			
32	NTPL				Inter-state			
33	Simhadri-1				Inter-state			
34	Simhadri-II				Inter-state			
35	Tal-II				Inter-state			
36	VALLUR				Inter-state			
37	Singareni Thermal Poer Plant	1200.00	Thermal	25	Intra-state			
38	MARWA	1000.00		12	Inter-state			
39	PTC				Inter-state			
40	TPCIL				Inter-state			









## (Details of Consumers)

## Summary of Energy

Period From 01.07.2021 To 30.09.2021

S.No	Type of Consumers	Category of Consumers (EHT/HT/LT/Others)	Voltage Level (In Voltage)	No of Consumers	Total Consumption (In MU)	Remarks (Source of data)
1	Domestic	LT		7535451	2309.224364	
2	Commercial	LT		1078091	613.9699129	
3	IP Sets	LT		1283357	3235.61	Agriculture
4	Hor. & Nur. & Coffee/Tea & Rubber (Metered)					
5	Hor. & Nur. & Coffee/Tea & Rubber (Flat)					
6	Heating and Motive Power					
7	Water Supply	LT		38131	52.916	
8	Public Lighting	LT		73721	57.67621475	
9	HT Water Supply	HT	11	176	41.5895335	
10	HT Industrial	HT	132	34	507.25	
11	Industrial (Small)	HT	11	5144	966.4	
12	Industrial (Medium)	HT	33	374	1151.83	
13	HT Commercial	HT	11	3733	367.31	
14	Applicable to Government Hospitals & Hospitals					
15	Lift Irrigation Schemes/Lift Irrigation Societies	HT	11	130	7.998449	
16	HT Res. Apartments Applicable to all areas	HT	11	174	35.82	
17	Mixed Load					
18	Government offices and department					
19	Others-1 (if any , specify in remarks)	LT		67171	219.389109	Industries
20	Others-2 (if any , specify in remarks)	LT		5795	2.305178	Cottage Industries
21	Others-3 (if any , specify in remarks)	LT		29742	13.172318	General Purpose
22	Others-4 (if any , specify in remarks)	LT		10310	19.63888	Temporary Supply
23	Others-5 (if any , specify in remarks)	LT		36	0.020728	EV charging stations
24	HT Water Supply	HT	33	17	70.39	
25	HT Water Supply	HT	132	8	330.495526	
26	HT Commercial	HT	33	136	192.57	
27	HT Commercial	HT	132	4	11.280749	
28	Lift Irrigation Schemes/Lift Irrigation Societies	HT	33	19	2.69828	
29	Lift Irrigation Schemes/Lift Irrigation Societies	HT	132	18	476.0478812	
30	HT Res. Apartments Applicable to all areas	HT	33	20	24.384336	
31	HT Res. Apartments Applicable to all areas	HT	132	0	0	
32	HT Airports, Bustations and Railway stations	HT	11	11	0.85	
33	HT Airports, Bustations and Railway stations	HT	132	1	12.198	
34	HT Railway tractions	HT	132	13	87.96	
35	HT Temporary supply	HT	11	336	28.57884967	
36	HT Temporary supply	HT	33	7	11.402862	
37	HT Electric Vehicles charging stations	HT	11	3	0.73	
			<b>Total</b>	10132163	10851.71	

**Details of Division Wise Losses (See note below\*\*)**

Division Wise Losses

Period From 01.07.2021 To 30.09.2021

S.No	Name of circle	Circle code	Name of Division	Consumer profile																Energy parameters				Losses		Commercial Parameter			AT & C loss (%)
				Consumer category	No of connection metered (Nos)	No of connection Un-metered (Nos)	Total Number of connections (Nos)	% of number of connections	Connected Load metered (MW)	Connected Load Un-metered (MW)	Total Connected Load (MW)	% of connected load	Billed energy (MU)				T&D loss (MU)	T&D loss (%)	Billed Amount in Rs. Crore	Collected Amount in Rs. Crore	Collection Efficiency								
													Input energy (MU)	Metered energy	Unmetered/a assessment energy	Total energy						% of energy consumption							
1	BANJARA HILLS		BANJARA HILLS	Residential	145052	0	145052	79%	410.5	0	410.5	40%	314.9145	84.41067	0	84.41066	28%	14.37554	5%	52.251911	52.8477932	101.14%							
				Agricultural	0	0	0	0%	0	0	0	0%		0	0	0	0%			0	0	0.00%							
				Commercial/Industrial-LT	35665	0	35665	19%	293.34	0	293.34	28%		50.27702	0	50.277023	17%			59.4790799	59.9670613	100.82%							
				Commercial/Industrial-HT	605	0	605	0%	311.173	0	311.173	30%		155.72	0	155.72	52%			145.224299	145.229935	100.00%							
				Others	2002	0	2002	1%	22.955	0	22.955	2%		10.1313	0	10.131304	3%			8.75408725	8.91497155	101.84%							
<b>Sub-total</b>				<b>183324</b>	<b>0</b>	<b>183324</b>	<b>100%</b>	<b>1037.968</b>	<b>0</b>	<b>1037.968</b>	<b>100%</b>	<b>314.9145</b>	<b>300.539</b>	<b>0</b>	<b>300.538993</b>	<b>100%</b>	<b>14.37554</b>	<b>5%</b>	<b>265.709378</b>	<b>266.959161</b>	<b>100.47%</b>	<b>4.12</b>							
2	BANJARA HILLS		GREENLANDS	Residential	162213	0	162213	83%	293.11	0	293.11	54%	165.3059	71.57727	0	71.57727	46%	9.131641	6%	37.8136115	38.7585804	102.50%							
				Agricultural	0	0	0	0%	0	0	0%	0		0	0	0%	0			0	0.00%								
				Commercial/Industrial-LT	30476	0	30476	16%	146.22	0	146.22	27%		26.90648	0	26.906477	17%			31.860409	32.1409541	100.88%							
				Commercial/Industrial-HT	224	0	224	0%	78.808	0	78.808	15%		43.26	0	43.26	28%			41.9637155	40.4576269	96.41%							
				Others	1453	0	1453	1%	23.225	0	23.225	4%		14.43051	0	14.430508	9%			8.6485173	8.6207419	99.68%							
<b>Sub-total</b>				<b>194366</b>	<b>0</b>	<b>194366</b>	<b>100%</b>	<b>541.363</b>	<b>0</b>	<b>541.363</b>	<b>100%</b>	<b>165.3059</b>	<b>156.1743</b>	<b>0</b>	<b>156.174255</b>	<b>100%</b>	<b>9.131641</b>	<b>6%</b>	<b>120.286253</b>	<b>119.977903</b>	<b>99.74%</b>	<b>5.77</b>							
3	CYBERCITY		GACHIBOWU	Residential	169675	0	169675	87%	473.87	0	473.87	51%	279.8065	73.05321	0	73.053208	28%	14.9394	5%	40.1244764	40.7376506	101.53%							
				Agricultural	0	133	133	0%	0	0.15	0%	0		0	0	0%	0.007095			0.0215168	303.27%								
				Commercial/Industrial-LT	22200	0	22200	11%	120.65	0	120.65	13%		21.84634	0	21.846339	8%			27.2506892	27.6168532	101.34%							
				Commercial/Industrial-HT	256	0	256	0%	258.20556	0	258.20556	28%		141.62	0	141.62	53%			121.646662	121.129002	99.57%							
				Others	2420	0	2420	1%	67.716	0	67.716	7%		28.3476	0	28.347598	11%			24.0349988	24.6611117	102.61%							
<b>Sub-total</b>				<b>194551</b>	<b>133</b>	<b>194684</b>	<b>100%</b>	<b>920.44156</b>	<b>0.15</b>	<b>920.59156</b>	<b>100%</b>	<b>279.8065</b>	<b>264.8671</b>	<b>0</b>	<b>264.867145</b>	<b>100%</b>	<b>14.9394</b>	<b>5%</b>	<b>213.063921</b>	<b>214.166134</b>	<b>100.52%</b>	<b>4.85</b>							
4	CYBERCITY		IBRAHIMBA GH	Residential	150732	0	150732	76%	301.79	0	301.79	50%	199.0333	52.76491	0	52.76490597	28%	10.02455	5%	28.6272147	29.2307687	102.11%							
				Agricultural	0	23408	23408	12%	0	112.57	18%	0		65.95307573	65.95307573	35%	0.2549344			0.1375388	53.95%								
				Commercial/Industrial-LT	20042	0	20042	10%	78.9	0	78.9	13%		15.37567	0	15.3756715	8%			17.889066	18.02036	100.73%							
				Commercial/Industrial-HT	146	0	146	0%	65.53624	0	65.53624	11%		35.1	0	35.1	19%			33.1394942	33.3657734	100.68%							
				Others	3906	0	3906	2%	49.825	0	49.825	8%		19.81508	0	19.815076	10%			18.6436316	18.8648025	101.19%							
<b>Sub-total</b>				<b>174826</b>	<b>23408</b>	<b>198234</b>	<b>100%</b>	<b>496.05124</b>	<b>112.57</b>	<b>608.62124</b>	<b>100%</b>	<b>199.0333</b>	<b>123.0557</b>	<b>65.95307573</b>	<b>189.0087292</b>	<b>100%</b>	<b>10.02455</b>	<b>5%</b>	<b>98.5543409</b>	<b>99.6192434</b>	<b>101.08%</b>	<b>4.01</b>							
5	CYBERCITY		KONDAPUR	Residential	160822	0	160822	86%	434.14	0	434.14	58%	176.3253	67.99014	0	67.990144	41%	12.04298	7%	37.125736	37.7864468	101.78%							
				Agricultural	0	64	64	0%	0	0.04	0%	0		0	0	0%	0.0027466			0.0030031	109.34%								
				Commercial/Industrial-LT	23782	0	23782	13%	123.08	0	123.08	16%		24.19547	0	24.195466	15%			27.8604483	28.137834	101.00%							
				Commercial/Industrial-HT	257	0	257	0%	159.40276	0	159.40276	21%		59.28	0	59.28	36%			61.5495274	60.5025987	98.30%							
				Others	2033	0	2033	1%	37.158	0	37.158	5%		12.81672	0	12.816715	8%			12.5880541	12.3832007	98.37%							
<b>Sub-total</b>				<b>186894</b>	<b>64</b>	<b>186958</b>	<b>100%</b>	<b>753.78076</b>	<b>0.04</b>	<b>753.82076</b>	<b>100%</b>	<b>176.3253</b>	<b>164.2823</b>	<b>0</b>	<b>164.282325</b>	<b>100%</b>	<b>12.04298</b>	<b>7%</b>	<b>139.1226512</b>	<b>138.813083</b>	<b>99.77%</b>	<b>7.04</b>							
6	GADWAL		GADWAL	Residential	140468	0	140468	69%	45.66	0	45.66	9%	219.9262	20.60395	0	20.603946	10%	17.99837	8%	7.52956913	7.71649078	102.48%							
				Agricultural	0	44724	44724	22%	0	214.07	42%	0		119.6509678	119.6509678	39%	0.4029873			0.2524264	62.64%								
				Commercial/Industrial-LT	16327	0	16327	8%	40.39	0	40.39	8%		6.414205	0	6.414205	3%			6.96420087	6.95686374	99.89%							
				Commercial/Industrial-HT	43	0	43	0%	10.3546	0	10.3546	2%		3.46	0	3.46	2%			3.9414775	4.08079228	103.53%							
				Others	3142	0	3142	2%	196.8808	0	196.8808	39%		51.79872	0	51.798715	26%			46.3106097	41.4754736	89.56%							
<b>Sub-total</b>				<b>159980</b>	<b>44724</b>	<b>204704</b>	<b>100%</b>	<b>293.2854</b>	<b>214.07</b>	<b>507.3554</b>	<b>100%</b>	<b>219.9262</b>	<b>82.27687</b>	<b>119.6509678</b>	<b>201.9278338</b>	<b>100%</b>	<b>17.99837</b>	<b>8%</b>	<b>65.1488445</b>	<b>60.4820468</b>	<b>92.84%</b>	<b>14.76</b>							
7	HABSIGUDA A		HABSIGUDA A	Residential	202713	0	202713	88%	314.33	0	314.33	57%	186.5841	76.53431	0	76.534311	43%	9.405716	5%	36.3569275	36.832447	101.31%							
				Agricultural	0	267	267	0%	0	0.34	0%	0		0	0	0%	0.0015471			0.0011532	74.54%								
				Commercial/Industrial-LT	25662	0	25662	11%	112.28	0	112.28	20%		22.53358	0	22.533579	13%			23.4617343	23.7001982	101.02%							
				Commercial/Industrial-HT	342	0	342	0%	113.00267	0	113.00267	20%		69.54	0	69.54	39%			60.3683631	59.8429111	99.13%							
				Others	2317	0	2317	1%	14.257	0	14.257	3%		8.570451	0	8.570451	5%			6.0323036	5.87006303	97.31%							
<b>Sub-total</b>				<b>231034</b>	<b>267</b>	<b>231301</b>	<b>100%</b>	<b>553.86967</b>	<b>0.34</b>	<b>554.20967</b>	<b>100%</b>	<b>186.5841</b>	<b>177.1783</b>	<b>0</b>	<b>177.178341</b>	<b>100%</b>	<b>9.405716</b>	<b>5%</b>	<b>126.220876</b>	<b>126.24757</b>	<b>100.02%</b>	<b>5.02</b>							
8	HABSIGUDA A		KEESARA	Residential	212110	0	212110	85%	294.68	0	294.68	61%	145.8867	65.30205	0	65.302054	47%	7.907934	5%	30.6776254	31.4749721	102.60%							
				Agricultural	0	6074	6074	2%	0	21.44	4%	0		18.32221244	18.32221244	13%	0.0441193			0.0425521	96.40%								
				Commercial/Industrial-LT	27425	0	27425	11%	87.61	0	87.61	18%		16.54377	0	16.543766	12%			18.2336906	18.448045	101.18%							
				Commercial/Industrial-HT	168	0	168	0%	50.16096	0	50.16096	10%		19.95	0	19.95	14%			20.3452342	19.720154	96.93%							
				Others	2537	0	2537	1%	25.565	0	25.565	5%		17.86078	0	17.86078	13%			11.4405371	11.2088194	97.97%							
<b>Sub-total</b>				<b>242240</b>	<b>6074</b>	<b>248314</b>	<b>100%</b>	<b>458.01596</b>	<b>21.44</b>	<b>479.45596</b>	<b>100%</b>	<b>145.8867</b>	<b>119.6566</b>	<b>18.32221244</b>	<b>137.9788124</b>	<b>100%</b>	<b>7.907934</b>	<b>5%</b>	<b>80.7412066</b>	<b>80.8945225</b>	<b>100.19%</b>	<b>5.24</b>							
9	HABSIGUDA A		SAINIKPURI	Residential	260204	0	260204	87%	476.74	0	476.74	62%	228.6842	105.23316	0	105.231555	50%	18.27848	8%	53.1507125	54.4402167	102.43%							
				Agricultural	0	497	497	0%	0	0.67	0%	0		0	0	0%	0.0043317			0.0003795	8.76%								
				Commercial/Industrial-LT	33220	0	33220	11%	162.2	0	162.2	21%		31.21038	0	31.21037825	15%			32.0950156	32.3891042	100.92%							
				Commercial/Industrial-HT	388	0	388	0%	111.80741	0	111.80741	15%		69.74	0	69.74	33%			59.2506576	58.3973595	98.56%							
				Others	4040	0	4040	1%	15.11	0	15.11	2%		4.223752	0	4.223752	2%			4.14461727	3.58695756	86.54%							
<b>Sub-total</b>				<b>297852</b>	<b>497</b>	<b>298349</b>	<b>100%</b>	<b>765.85741</b>	<b>0.67</b>	<b>766.52741</b>	<b>100%</b>	<b>228.6842</b>	<b>210.4057</b>	<b>0</b>	<b>210.4056853</b>	<b>100%</b>	<b>18.27848</b>	<b>8%</b>	<b>148.645335</b>	<b>148.814017</b>	<b>100.11%</b>	<b>7.89</b>							
10	HYD CENTRAL		AZAMABAD	Residential	171598	0	171598	86%	290.46	0	290.46	74%	107.9069	71.50975	0	71.509751	71%	7.766109	7%	36.1396715	37.7104585	104.35%							
				Agricultural	0	0	0	0%	0	0	0%	0		0	0	0%	0			0	0.00%								
				Commercial/Industrial-LT	25079																								

Period From 01.07.2021 To 30.09.2021																								
S.No	Name of circle	Circle code	Name of Division	Consumer profile								Energy parameters					Losses		Commercial Parameter			AT & C loss (%)		
				Consumer category	No of connection metered (Nos)	No of connection Un-metered (Nos)	Total Number of connections (Nos)	% of number of connections	Connected Load metered (MW)	Connected Load Un-metered (MW)	Total Connected Load (MW)	% of connected load	Billed energy (MU)				T&D loss (MU)	T&D loss (%)	Billed Amount in Rs. Crore	Collected Amount in Rs. Crore	Collection Efficiency			
													Input energy (MU)	Metered energy	Unmetered/assessment energy	Total energy							% of energy consumption	
				Commercial/Industrial-HT	100	0	100	0%	22.291	0	22.291	6%		11.53	0	11.53	12%			11.7021179	11.4997402	98.27%		
				Others	1639	0	1639	1%	5.455	0	5.455	1%		1.795625	0	1.795625	2%			1.5339135	1.53584823	100.13%		
				<b>Sub-total</b>	<b>198416</b>	<b>0</b>	<b>198416</b>	<b>100%</b>	<b>394.476</b>	<b>0</b>	<b>394.476</b>	<b>100%</b>	<b>107.9069</b>	<b>100.1408</b>	<b>0</b>	<b>100.140826</b>	<b>100%</b>	<b>7.766109</b>	<b>7%</b>	<b>66.1572451</b>	<b>67.9731125</b>	<b>102.74%</b>	<b>4.65</b>	
11	HYD CENTRAL		MEHDIPAT NAM	Residential	203833	0	203833	85%	358.06	0	358.06	73%		96.97193	0	96.97192575	71%			59.9410007	58.7677159	106.95%		
				Agricultural	0	9	9	0%	0	0.01	0.01	0%		0	0	0	0%			0.0002278	0.0001635	71.77%		
				Commercial/Industrial-LT	31774	0	31774	13%	90.98	0	90.98	19%		22.58974	0	22.58974275	17%	38.13622	22%	24.952945	26.0248153	104.30%		
				Commercial/Industrial-HT	97	0	97	0%	22.977	0	22.977	5%		10.81	0	10.81	8%			12.0451517	10.4199473	86.51%		
				Others	2782	0	2782	1%	15.177	0	15.177	3%		6.169122	0	6.169122	5%			8.8304435	7.81181836	88.46%		
				<b>Sub-total</b>	<b>238486</b>	<b>9</b>	<b>238495</b>	<b>100%</b>	<b>487.194</b>	<b>0.01</b>	<b>487.204</b>	<b>100%</b>	<b>174.677</b>	<b>136.5408</b>	<b>0</b>	<b>136.5407905</b>	<b>100%</b>	<b>38.13622</b>	<b>22%</b>	<b>99.7697686</b>	<b>103.02446</b>	<b>103.26%</b>	<b>19.28</b>	
12	HYD CENTRAL		SAIFABAD	Residential	111889	0	111889	75%	241.18	0	241.18	48%		55.79025	0	55.790253	44%			31.8118168	33.3211669	104.74%		
				Agricultural	0	0	0	0%	0	0	0	0%		0	0	0	0%			0	0	0.00%		
				Commercial/Industrial-LT	35883	0	35883	24%	170.21	0	170.21	34%		30.63482	0	30.634823	24%	17.79198	12%	36.3895462	37.1486815	102.09%		
				Commercial/Industrial-HT	334	0	334	0%	81.013	0	81.013	16%		37.63	0	37.63	30%			40.4074775	42.2319425	104.52%		
				Others	1500	0	1500	1%	8.22	0	8.22	2%		2.823185	0	2.823185	2%			2.65355397	2.62435877	98.90%		
				<b>Sub-total</b>	<b>149606</b>	<b>0</b>	<b>149606</b>	<b>100%</b>	<b>500.623</b>	<b>0</b>	<b>500.623</b>	<b>100%</b>	<b>144.6702</b>	<b>126.8783</b>	<b>0</b>	<b>126.878261</b>	<b>100%</b>	<b>17.79198</b>	<b>12%</b>	<b>111.262394</b>	<b>115.32615</b>	<b>103.65%</b>	<b>9.10</b>	
13	HYD SOUTH		ASMANGA DH	Residential	182333	0	182333	84%	274.58	0	274.58	71%		74.70397	0	74.70397	70%			38.30967	42.5051822	110.95%		
				Agricultural	0	0	0	0%	0	0	0	0%		0	0	0	0%			0	0	0.00%		
				Commercial/Industrial-LT	32426	0	32426	15%	81.09	0	81.09	21%		18.31847	0	18.31847	17%	69.55695	39%	20.2159165	21.2950507	105.34%		
				Commercial/Industrial-HT	73	0	73	0%	21.921	0	21.921	6%		10.36	0	10.36	10%			10.4688815	10.3704706	99.06%		
				Others	2882	0	2882	1%	7.87	0	7.87	2%		3.8772	0	3.8772	4%			3.0965443	3.0615044	98.87%		
				<b>Sub-total</b>	<b>217714</b>	<b>0</b>	<b>217714</b>	<b>100%</b>	<b>385.461</b>	<b>0</b>	<b>385.461</b>	<b>100%</b>	<b>176.8166</b>	<b>107.2596</b>	<b>0</b>	<b>107.25964</b>	<b>100%</b>	<b>69.55695</b>	<b>39%</b>	<b>72.0910123</b>	<b>77.2322079</b>	<b>107.13%</b>	<b>35.01</b>	
14	HYD SOUTH		BEGUMBAR ZAR	Residential	118182	0	118182	71%	162.71	0	162.71	58%		46.78384	0	46.783836	59%			24.0265174	25.6543006	106.77%		
				Agricultural	0	1	1	0%	0	0.01	0.01	0%		0	0	0	0%			0.0000325	0.0000325	100.00%		
				Commercial/Industrial-LT	47105	0	47105	28%	96.67	0	96.67	34%		19.29281	0	19.292805	24%	42.04013	35%	20.6734279	20.9153529	101.17%		
				Commercial/Industrial-HT	61	0	61	0%	12.833	0	12.833	5%		5.23	0	5.23	7%			6.0576619	4.8696453	80.35%		
				Others	2026	0	2026	1%	10.26	0	10.26	4%		7.607007	0	7.607007	10%			6.4908561	6.46156702	99.55%		
				<b>Sub-total</b>	<b>167374</b>	<b>1</b>	<b>167375</b>	<b>100%</b>	<b>282.473</b>	<b>0.01</b>	<b>282.483</b>	<b>100%</b>	<b>120.9538</b>	<b>78.91365</b>	<b>0</b>	<b>78.913648</b>	<b>100%</b>	<b>42.04013</b>	<b>35%</b>	<b>57.2485158</b>	<b>57.9008983</b>	<b>101.14%</b>	<b>34.01</b>	
15	HYD SOUTH		CHARMINAR	Residential	224002	0	224002	79%	264.83	0	264.83	63%		74.63037	0	74.630374	61%			35.3877215	38.0319876	107.47%		
				Agricultural	0	0	0	0%	0	0	0	0%		0	0	0	0%			0	0	0.00%		
				Commercial/Industrial-LT	54618	0	54618	19%	116.31	0	116.31	28%		28.62767	0	28.627666	23%	76.04831	38%	30.189407	31.2856748	103.63%		
				Commercial/Industrial-HT	78	0	78	0%	27.802	0	27.802	7%		14.12	0	14.12	12%			15.408673	15.1413546	98.27%		
				Others	3655	0	3655	1%	9.41	0	9.41	2%		5.357338	0	5.357338	4%			4.2070115	4.2250774	100.43%		
				<b>Sub-total</b>	<b>282353</b>	<b>0</b>	<b>282353</b>	<b>100%</b>	<b>418.352</b>	<b>0</b>	<b>418.352</b>	<b>100%</b>	<b>198.7837</b>	<b>122.7354</b>	<b>0</b>	<b>122.735378</b>	<b>100%</b>	<b>76.04831</b>	<b>38%</b>	<b>85.192813</b>	<b>88.6400944</b>	<b>104.10%</b>	<b>35.73</b>	
16	MAHABUB NAGAR		JADCHERLA	Residential	95502	0	95502	67%	41.97	0	41.97	11%		15.95481	0	15.954807	6%			5.89035305	6.09978031	103.56%		
				Agricultural	0	32214	32214	22%	0	150.74	150.74	38%		0	63.44460368	63.44460368	25%			0.2758338	0.1697455	61.54%		
				Commercial/Industrial-LT	12822	0	12822	9%	38.27	0	38.27	10%		6.420594	0	6.420594	3%	21.97203	8%	7.00886637	7.13137846	101.75%		
				Commercial/Industrial-HT	179	0	179	0%	156.243	0	156.243	39%		157.35	0	157.35	63%			123.445855	125.449212	101.62%		
				Others	2668	0	2668	2%	10.975	0	10.975	3%		6.015038	0	6.015038	2%			6.13229736	4.38602392	71.52%		
				<b>Sub-total</b>	<b>111171</b>	<b>32214</b>	<b>143385</b>	<b>100%</b>	<b>247.458</b>	<b>150.74</b>	<b>398.198</b>	<b>100%</b>	<b>271.1571</b>	<b>185.7404</b>	<b>63.44460368</b>	<b>249.1850427</b>	<b>100%</b>	<b>21.97203</b>	<b>8%</b>	<b>142.753205</b>	<b>143.23614</b>	<b>100.34%</b>	<b>7.79</b>	
17	MAHABUB NAGAR		MAHABUB NAGAR	Residential	142311	0	142311	73%	86.61	0	86.61	28%		30.69209	0	30.69208954	21%			12.1205598	12.4420325	102.65%		
				Agricultural	0	27710	27710	14%	0	131.8	131.8	42%		0	86.83935877	86.83935877	59%			0.2352511	0.135614	57.65%		
				Commercial/Industrial-LT	21287	0	21287	11%	49.14	0	49.14	16%		8.341757	0	8.34175672	6%	13.44195	8%	9.1872073	9.1641796	99.78%		
				Commercial/Industrial-HT	72	0	72	0%	15.084	0	15.084	5%		6.89	0	6.89	5%			8.1164571	5.52317559	68.05%		
				Others	3418	0	3418	2%	28.438	0	28.438	9%		15.64162	0	15.641623	11%			12.0228222	8.29515594	69.00%		
				<b>Sub-total</b>	<b>167088</b>	<b>27710</b>	<b>194798</b>	<b>100%</b>	<b>179.272</b>	<b>131.8</b>	<b>311.072</b>	<b>100%</b>	<b>161.8468</b>	<b>61.56547</b>	<b>86.83935877</b>	<b>148.404828</b>	<b>100%</b>	<b>13.44195</b>	<b>8%</b>	<b>41.6822974</b>	<b>35.5611577</b>	<b>85.31%</b>	<b>21.77</b>	
18	MAHABUB NAGAR		NARAYANPET	Residential	119380	0	119380	64%	37.28	0	37.28	9%		15.67248	0	15.67247876	9%			5.47024785	5.63816711	103.07%		
				Agricultural	0	48048	48048	26%	0	233	233	58%		0	128.9942548	128.9942548	71%			0.4180308	0.2802688	67.05%		
				Commercial/Industrial-LT	14432	0	14432	8%	30.35	0	30.35	8%		4.618628	0	4.61862825	3%	18.87674	9%	5.14414196	5.16776791	100.46%		
				Commercial/Industrial-HT	24	0	24	0%	5.067	0	5.067	1%		1.51	0	1.51	1%			1.8056289	2.7757228	153.83%		
				Others	4378	0	4378	2%	93.09	0	93.09	23%		29.66527	0	29.66527475	16%			24.485941	17.6472818	72.07%		
				<b>Sub-total</b>	<b>138214</b>	<b>48048</b>	<b>186262</b>	<b>100%</b>	<b>165.787</b>	<b>233</b>	<b>398.787</b>	<b>100%</b>	<b>199.3374</b>	<b>51.46638</b>	<b>128.9942548</b>	<b>180.4606366</b>	<b>100%</b>							

S.No	Name of circle	Circle code	Name of Division	Period From 01.07.2021 To 30.09.2021																			
				Consumer profile						Energy parameters					Losses		Commercial Parameter			AT & C loss (%)			
				Consumer category	No of connection metered (Nos)	No of connection Un-metered (Nos)	Total Number of connections (Nos)	% of number of connections	Connected Load metered (MW)	Connected Load Un-metered (MW)	Total Connected Load (MW)	% of connected load	Billed energy (MU)				% of energy consumption	T&D loss (MU)	T&D loss (%)		Billed Amount in Rs. Crore	Collected Amount in Rs. Crore	Collection Efficiency
													Input energy (MU)	Metered energy	Unmetered/assessment energy	Total energy							
20	MEDAK		TOOPRAN	Commercial/Industrial-LT	10470	0	10470	8%	37.08	0	37.08	8%	309.6324	5.862817	0	5.86281725	2%	25.0121	8%	6.19951622	6.21284446	100.21%	
				Commercial/Industrial-HT	245	0	245	0%	160.06718	0	160.06718	36%		143.66	0	143.66	50%			112.686465	111.179328	98.66%	
				Others	3169	0	3169	2%	7.46	0	7.46	2%		2.067757	0	2.067757	1%			1.7856339	1.54252069	86.39%	
			Sub-total		92241	42342	134583	100%	237.55718	204.83	442.38718	100%	309.6324	165.1006	119.5196475	284.6202905	100%	25.0121	8%	126.093224	124.591665	98.81%	
21	MEDCHAL		JEEDIMETLA	Residential	128542	0	128542	85%	253.72	0	253.72	42%	227.2155	44.52863	0	44.528632	21%	12.57517	6%	21.0347598	21.4772648	102.10%	
				Agricultural	0	1061	1061	1%	0	2.7	2.7	0%		0	0	0	0%			0.0071383	0.0052736	73.88%	
				Commercial/Industrial-LT	20025	0	20025	13%	168.89	0	168.89	28%		33.45183	0	33.451832	16%			31.9659613	32.2065199	100.75%	
				Commercial/Industrial-HT	507	0	507	0%	171.8567	0	171.8567	28%		133.78	0	133.78	62%			108.941216	108.856864	99.92%	
				Others	1774	0	1774	1%	8.995	0	8.995	1%		2.879865	0	2.879865	1%			2.9901294	2.7569398	92.20%	
			Sub-total		150848	1061	151909	100%	603.4617	2.7	606.1617	100%	227.2155	214.6403	0	214.640329	100%	12.57517	6%	164.939205	165.302863	100.22%	
22	MEDCHAL		KUKATPALLY	Residential	245477	0	245477	90%	694.03	0	694.03	77%	205.9275	107.5397	0	107.539665	55%	11.41681	6%	57.302077	57.9932448	101.21%	
				Agricultural	0	37	37	0%	0	0.05	0.05	0%		0	0	0	0%			0.0011743	0.0013111	111.65%	
				Commercial/Industrial-LT	23543	0	23543	9%	107.01	0	107.01	12%		22.47831	0	22.478314	12%			24.9741201	25.2895249	101.26%	
				Commercial/Industrial-HT	176	0	176	0%	74.664	0	74.664	8%		54.35	0	54.35	28%			47.3420481	46.8984507	99.06%	
				Others	2482	0	2482	1%	25.265	0	25.265	3%		10.1427	0	10.142699	5%			10.445156	10.4121161	99.68%	
			Sub-total		271678	37	271715	100%	900.969	0.05	901.019	100%	205.9275	194.5107	0	194.510678	100%	11.41681	6%	140.064575	140.594648	100.38%	
23	MEDCHAL		MEDCHAL	Residential	243937	0	243937	84%	395.14	0	395.14	47%	360.7845	84.09723	0	84.09722625	25%	23.60256	7%	39.6738492	40.9526725	103.22%	
				Agricultural	0	12485	12485	4%	0	38.19	38.19	4%		0	19.45	19.45	6%			0.249189	0.2434345	97.69%	
				Commercial/Industrial-LT	31430	0	31430	11%	156.49	0	156.49	18%		31.63915	0	31.639154	9%			33.245611	33.4420167	100.59%	
				Commercial/Industrial-HT	613	0	613	0%	243.24951	0	243.24951	29%		196.22	0	196.22	58%			161.621755	162.773762	100.71%	
				Others	3477	0	3477	1%	16.22	0	16.22	2%		5.775549	0	5.775549	2%			5.4941844	5.04522473	91.63%	
			Sub-total		279457	12485	291942	100%	811.09951	38.19	849.28951	100%	360.7845	317.7319	19.45	337.181293	100%	23.60256	7%	240.284589	242.45711	100.90%	
24	NAGARKURNOOL		NAGARKURNOOL	Residential	187413	0	187413	60%	62.1	0	62.1	6%	444.914	26.37054	0	26.370538	6%	35.07977	8%	9.7974695	9.87917548	100.83%	
				Agricultural	0	94514	94514	30%	0	461.07	461.07	49%		0	200.7353313	200.7353313	49%			0.8324442	0.6925802	83.20%	
				Commercial/Industrial-LT	24433	0	24433	8%	56.27	0	56.27	6%		8.924643	0	8.9246431	2%			9.92972395	9.90632135	99.76%	
				Commercial/Industrial-HT	52	0	52	0%	27.8748	0	27.8748	3%		23.61	0	23.61	6%			18.9518661	21.1666621	111.69%	
				Others	5535	0	5535	2%	414.434	0	414.434	41%		150.1938	0	150.193765	37%			161.704344	173.003237	106.99%	
			Sub-total		217433	94514	311947	100%	560.6788	461.07	1021.7488	100%	444.914	209.0989	200.7353313	409.8342774	100%	35.07977	8%	201.215848	214.647976	106.68%	
25	NALGONDA		DEVARAKONDA	Residential	88161	0	88161	56%	29.15	0	29.15	5%	456.1279	11.88619	0	11.886186	3%	31.99376	7%	4.54917869	4.86123975	106.86%	
				Agricultural	0	54333	54333	35%	0	270.37	270.37	49%		0	113.47685	113.47685	27%			0.4917364	0.3573425	72.67%	
				Commercial/Industrial-LT	11805	0	11805	8%	24.68	0	24.68	4%		4.159795	0	4.15979525	1%			4.54131147	4.6157824	101.64%	
				Commercial/Industrial-HT	42	0	42	0%	110.271	0	110.271	20%		202.82	0	202.82	48%			309.056936	237.832177	76.95%	
				Others	3032	0	3032	2%	116.517	0	116.517	21%		91.7913	0	91.7913	22%			85.574413	99.7458165	116.56%	
			Sub-total		103040	54333	157373	100%	280.618	270.37	550.988	100%	456.1279	310.6573	113.47685	424.1341313	100%	31.99376	7%	404.213576	347.412358	85.95%	
26	NALGONDA		MIRYALGUDA	Residential	148269	0	148269	63%	82.24	0	82.24	15%	310.7805	30.18907	0	30.189073	11%	26.05517	8%	12.7794106	13.0734153	102.30%	
				Agricultural	0	61857	61857	26%	0	294.74	294.74	52%		0	159.1122507	159.1122507	56%			0.5637467	0.4106385	72.84%	
				Commercial/Industrial-LT	19264	0	19264	8%	49.14	0	49.14	9%		8.270895	0	8.270895	3%			8.8229162	9.00153577	102.02%	
				Commercial/Industrial-HT	141	0	141	0%	83.32351	0	83.32351	15%		61.26	0	61.26	22%			50.5386557	52.897295	104.67%	
				Others	4069	0	4069	2%	56.804	0	56.804	10%		25.89316	0	25.893159	9%			23.2995941	22.2257712	95.39%	
			Sub-total		171743	61857	233600	100%	271.50751	294.74	566.24751	100%	310.7805	125.6131	159.1122507	284.7253777	100%	26.05517	8%	96.0043246	97.6086537	101.67%	
27	NALGONDA		NALGONDA	Residential	220767	0	220767	63%	113.78	0	113.78	15%	476.705	45.44154	0	45.441535	10%	32.71554	7%	17.7695404	18.2719447	102.85%	
				Agricultural	0	90175	90175	26%	0	438.22	438.22	60%		0	286.4314043	286.4314043	65%			0.8228414	0.581675	70.69%	
				Commercial/Industrial-LT	30227	0	30227	9%	74.27	0	74.27	10%		13.16986	0	13.16985725	3%			14.4135479	14.355027	100.15%	
				Commercial/Industrial-HT	141	0	141	0%	81.862	0	81.862	11%		85.47	0	85.47	19%			56.9211276	56.5209094	99.30%	
				Others	7462	0	7462	2%	27.1	0	27.1	4%		13.47667	0	13.476666	3%			11.35062	19.3954729	170.88%	
			Sub-total		258597	90175	348772	100%	297.012	438.22	735.232	100%	476.705	157.5581	286.4314043	443.9894625	100%	32.71554	7%	101.277677	109.205505	107.83%	
28	RAJENDRANAGAR		KANDUKUR	Residential	128779	0	128779	71%	196.83	0	196.83	35%	302.6394	26.94019	0	26.94019475	10%	24.46553	8%	11.3314195	11.9670477	105.61%	
				Agricultural	0	33602	33602	18%	0	146	146	26%		0	128.0745886	128.0745886	46%			0.2610954	0.34458209	131.98%	
				Commercial/Industrial-LT	17015	0	17015	9%	58.71	0	58.71	11%		11.27681	0	11.27680536	4%			11.9426344	12.4753687	104.46%	
				Commercial/Industrial-HT	187	0	187	0%	121.66033	0	121.66033	22%		83.24	0	83.24	30%			68.9887681	70.977601	102.88%	
				Others	2973	0	2973	2%	35.935	0	35.935	6%		28.64227	0	28.642271	10%			22.2103256	23.2462903	104.66%	
			Sub-total		148954	33602	182556	100%	413.13533	146	559.13533	100%	302.6394	150.0993	128.0745886	278.1738597	100%	24.46553	8%	114.734243	119.01089	103.73%	
29	RAJENDRANAGAR		RAJENDRANAGAR	Residential	198564	0	198564	81%	280.67	0	280.67	44%	236.7635	64.68304	0	64.68303925	30%	18.14847	8%	32.3166596	34.0100178	105.24%	

Period From 01.07.2021 To 30.09.2021																									
S.No	Name of circle	Circle code	Name of Division	Consumer profile									Energy parameters				Losses		Commercial Parameter			AT & C loss (%)			
				Consumer category	No of connection metered (Nos)	No of connection Un-metered (Nos)	Total Number of connections (Nos)	% of number of connctions	Connected Load metered (MW)	Connected Load Un-metered (MW)	Total Connected Load (MW)	% of connected load	Billed energy (MU)				T&D loss (MU)	T&D loss (%)	Billed Amount in Rs. Crore	Collected Amount in Rs. Crore	Collection Efficiency				
													Input energy (MU)	Metered energy	Unmetered/a sssessment energy	Total energy							% of energy consumption		
30	RAJENDRA NAGAR		SHADNAGAR	Agricultural	0	23670	23670	19%	0	107.65	107.65	21%	396.5757	0	65.40167915	65.40167915	17%	18.33832	5%	0.1951234	0.1136475	58.24%			
			Commercial/Industrial-LT	14555	0	14565	12%	51.15	0	51.15	10%	8.996748		0	8.9967475	2%	9.5772563			9.7454352	101.76%				
			Commercial/Industrial-HT	342	0	342	0%	296.32125	0	296.32125	57%	279.52		0	279.52	74%	222.500077			221.647195	99.62%				
			Others	2229	0	2229	2%	8.9	0	8.9	2%	6.565207		0	6.565207	2%	4.9894641			4.98751944	99.96%				
			Sub-total	102161	23670	125831	100%	411.53125	107.65	519.18125	100%	396.5757		312.8357	65.40167915	378.2374047	100%			18.33832	5%	244.202086	243.647385	99.77%	4.84
31	SANGAREDDY		JOGIPET	Residential	87913	0	87913	65%	31.79	0	31.79	11%	173.9195	12.00467	0	12.004669	8%	17.70814	10%	4.32039926	4.30681786	99.69%			
			Agricultural	0	34921	34921	26%	0	169.79	169.79	59%	0		86.7935091	86.7935091	56%	0.3359114			0.2009374	59.82%				
			Commercial/Industrial-LT	9818	0	9818	7%	19.89	0	19.89	7%	3.402208		0	3.402208	2%	3.73332336			3.68225074	98.63%				
			Commercial/Industrial-HT	76	0	76	0%	49.824	0	49.824	17%	41.54		0	41.54	27%	33.0896861			33.0554861	99.90%				
			Others	3537	0	3537	3%	18.406	0	18.406	6%	12.47094		0	12.47094	8%	9.9948548			14.3620979	143.69%				
			Sub-total	101344	34921	136265	100%	119.91	169.79	289.7	100%	173.9195	69.41782	86.7935091	156.2113261	100%	17.70814	10%	51.4741749	55.60759	108.03%	2.97			
32	SANGAREDDY		PATANCHERU	Residential	175080	0	175080	85%	279.02	0	279.02	39%	398.8653	56.69454	0	56.694544	15%	30.77831	8%	26.1286139	26.4611256	101.27%			
			Agricultural	0	7050	7050	3%	0	31.72	31.72	11%	0		41.3026403	41.3026403	4%	0.0607863			0.0388215	63.87%				
			Commercial/Industrial-LT	20598	0	20598	10%	107.12	0	107.12	15%	18.9577		0	18.957695	5%	19.848814			20.0377995	100.95%				
			Commercial/Industrial-HT	575	0	575	0%	287.95529	0	287.95529	40%	245.69		0	245.69	67%	203.311421			199.965991	98.35%				
			Others	2971	0	2971	1%	16.2	0	16.2	2%	5.442146		0	5.442146	1%	5.53791147			4.76283997	86.00%				
			Sub-total	199224	7050	206274	100%	690.29529	31.72	722.01529	100%	398.8653	326.7844	41.3026403	368.0870253	100%	30.77831	8%	254.887547	251.766577	98.58%	9.03			
33	SANGAREDDY		SANGAREDDY	Residential	156496	0	156496	78%	133.98	0	133.98	20%	408.2722	39.26942	0	39.269421	10%	21.8899	5%	16.014333	16.6317526	103.86%			
			Agricultural	0	20264	20264	10%	0	89.14	89.14	13%	0		12.7401589	12.7401589	3%	0.2622399			0.21365905	81.47%				
			Commercial/Industrial-LT	20508	0	20508	10%	77.17	0	77.17	12%	14.57831		0	14.5783095	4%	15.464899			15.5225804	100.37%				
			Commercial/Industrial-HT	437	0	437	0%	350.32245	0	350.32245	52%	311.12		0	311.12	81%	256.847572			260.063206	101.25%				
			Others	3803	0	3803	2%	19.94	0	19.94	3%	8.674401		0	8.674401	2%	7.54057781			6.78456812	89.97%				
			Sub-total	181244	20264	201508	100%	581.41245	89.14	670.55245	100%	408.2722	373.6421	12.7401589	386.382904	100%	21.8899	5%	296.129621	299.215766	101.04%	4.38			
34	SANGAREDDY		ZAHEERABAD	Residential	89760	0	89760	65%	39.93	0	39.93	16%	81.4133	16.72566	0	16.725657	22%	6.169021	8%	6.20618536	6.51819879	105.03%			
			Agricultural	0	32585	32585	24%	0	142.12	142.12	57%	0		30.25314434	30.25314434	40%	0.2677981			0.1895563	69.44%				
			Commercial/Industrial-LT	12631	0	12631	9%	24.28	0	24.28	10%	4.913058		0	4.91305825	7%	5.22376981			5.1247157	98.10%				
			Commercial/Industrial-HT	51	0	51	0%	30.411	0	30.411	12%	18.98		0	18.98	25%	16.033651			16.0581894	100.15%				
			Others	3326	0	3326	2%	12.052	0	12.052	5%	4.372423		0	4.372423	6%	3.3013843			3.0817127	93.35%				
			Sub-total	105768	32585	138353	100%	106.673	142.12	248.793	100%	81.4133	44.99114	30.25314434	75.24428259	100%	6.169021	8%	31.0327886	30.9687729	99.79%	7.77			
35	SAROORNAGAR		CHAMPAPET	Residential	202404	0	202404	87%	312.86	0	312.86	72%	109.8696	75.47087	0	75.470866	72%	6.211499	6%	35.6862486	36.276993	101.66%			
			Agricultural	0	459	459	0%	0	0.96	0.96	0%	0		0	0	0%	0.005454			0.0061264	112.33%				
			Commercial/Industrial-LT	26933	0	26933	12%	80.51	0	80.51	18%	16.69764		0	16.69763775	16%	18.156687			18.466778	101.71%				
			Commercial/Industrial-HT	75	0	75	0%	31.562	0	31.562	7%	8.41		0	8.41	8%	13.9738769			9.0256481	64.59%				
			Others	2475	0	2475	1%	9.73	0	9.73	2%	3.0796		0	3.0796	3%	2.9002079			2.6472833	91.28%				
			Sub-total	231887	459	232346	100%	434.662	0.96	435.622	100%	109.8696	103.6581	0	103.6581038	100%	6.211499	6%	70.7224743	66.4228288	93.92%	11.39			
36	SAROORNAGAR		IBRAHIMPATNAM	Residential	110831	0	110831	72%	99.13	0	99.13	30%	125.8955	27.80163	0	27.8016345	24%	9.678249	8%	11.7883619	12.0437106	102.17%			
			Agricultural	0	21207	21207	14%	0	88.8	88.8	26%	0		33.78413624	33.78413624	29%	0.1671575			0.1246279	74.56%				
			Commercial/Industrial-LT	18662	0	18662	12%	71.25	0	71.25	21%	12.43802		0	12.438015	11%	13.1481308			13.0983957	99.62%				
			Commercial/Industrial-HT	193	0	193	0%	66.76933	0	66.76933	20%	39.62		0	39.62	34%	34.4860265			34.687149	100.58%				
			Others	2391	0	2391	2%	9.19	0	9.19	3%	2.573512		0	2.573512	2%	1.9382551			1.5218268	78.52%				
			Sub-total	132077	21207	153284	100%	246.33933	88.8	335.13933	100%	125.8955	82.43316	33.78413624	116.2172977	100%	9.678249	8%	61.5279318	61.47571	99.92%	7.77			
37	SAROORNAGAR		SAROORNAGAR	Residential	234557	0	234557	85%	427.81	0	427.81	70%	155.1369	94.45877	0	94.45876725	66%	11.10747	7%	46.8864693	47.9239454	102.22%			
			Agricultural	0	1513	1513	1%	0	5.36	5.36	1%	0		0	0	0%	0.0251739			0.0432785	171.92%				
			Commercial/Industrial-LT	35862	0	35862	13%	122.3	0	122.3	20%	26.15831		0	26.15831	18%	28.302098			28.7844883	101.70%				
			Commercial/Industrial-HT	202	0	202	0%	44.20804	0	44.20804	7%	20.06		0	20.06	14%	20.342764			20.2691556	99.64%				
			Others	3393	0	3393	1%	10.9	0	10.9	2%	3.352317		0	3.352317	2%	2.9135513			2.91429214	100.03%				
			Sub-total	274014	1513	275527	100%	605.21804	5.36	610.57804	100%	155.1369	144.0294	0	144.0293943	100%	11.10747	7%	98.4700565	99.9405599	101.49%	5.77			
38	SECUNDERABAD		BOWENPALLY	Residential	109929	0	109929	81%	190.21	0	190.21	41%	193.6912	44.46048	0	44.460482	35%	7.61571	6%	21.9174751	22.6004156	103.12%			
			Agricultural	0	0	0	0%	0	0	0	0%	0		0	0	0%	0			0	0.00%				
			Commercial/Industrial-LT	23623	0	23623	17%	194.06	0	194.06	41%	33.2503		0	33.250298	26%	31.9688987			32.2447424	100.86%				
			Commercial/Industrial-HT	346	0	346	0%	78.79846	0	78.79846	17%	46.12		0	46.12	37%	42.6658806			41.0936371	96.31%				
			Others	1130	0	1130	1%	6.015	0	6.015	1%	2.24467		0	2.24467	2%	1.7252738			1.7065668	98.92%				
			Sub-total	135028	0	135028	100%	469.08346	0	469.08346	100%	193.6912	126.0755	0	126.07545	100%	7.61571	6%	98.2775282	97.6453619	99.36%	6.30			
39	SECUNDERABAD		PARADISE	Residential	130970	0	130970	76%	229.04	0	229.04	53%	121.4864	54.07334	0	54.073337	47%	7.574089	6%	27.611815	28.8483858	104.48%			
			Agricultural	0	2	2	0%	0	0.01	0.01	0%	0		0	0	0%	0.000028			0	0.00%				
			Commercial/Industrial-LT	39668	0	39668	23%	138.19	0	138.19	32%	22.93543		0	22.935431	20%	26.1594287			26.6742098	101.97%				
			Commercial/Industrial-HT	170	0	170	0%	59.9965	0	59.9965	14%	34.6		0	34.6	30%	34.71549								

S.No	Name of circle	Circle code	Name of Division	Period From 01.07.2021 To 30.09.2021																			
				Consumer profile								Energy parameters					Losses		Commercial Parameter			AT & C loss (%)	
				Consumer category	No of connection metered (Nos)	No of connection Un-metered (Nos)	Total Number of connections (Nos)	% of number of connections	Connected Load metered (MW)	Connected Load Un-metered (MW)	Total Connected Load (MW)	% of connected load	Billed energy (MU)				T&D loss (MU)	T&D loss (%)	Billed Amount in Rs. Crore	Collected Amount in Rs. Crore	Collection Efficiency		
Input energy (MU)	Metered energy	Unmetered/a assessment energy	Total energy										% of energy consumption										
40	SECUNDER ABAD	SECUNDER ABAD	Residential	164283	0	164283	87%	337.31	0	337.31	73%	112.9102	71.98309	0	71.983088	#DIV/0!	7.147761	6%	37.9802388	38.9793577	102.63%		
			Agricultural	0	74	74	0%	0	0.33	0.33	0%		0	0	0	#DIV/0!			0.0015887	0.0017799	112.03%		
			Commercial/Industrial-LT	22665	0	22665	12%	85.23	0	85.23	18%		15.99914	0	15.999143	#DIV/0!			18.3064617	18.5155522	101.14%		
			Commercial/Industrial-HT	108	0	108	0%	21.015	0	21.015	5%		10.07	0	10.07	#DIV/0!			11.4404651	11.2500535	98.34%		
			Others	2191	0	2191	1%	18.161	0	18.161	4%		7.710206	0	7.710206	#DIV/0!			5.58088735	5.5388338	99.25%		
Sub-total				189247	74	189321	100%	461.716	0.33	462.046	100%	112.9102	105.7624	0	105.762437	100%	7.147761	6%	73.3096416	74.2855771	101.33%	5.08	
41	SIDDIPET	GAJWEL	Residential	103990	0	103990	60%	49.78	0	49.78	6%	399.444	18.97446	0	18.97446225	5%	25.76992	6%	6.8594799	7.00382953	102.19%		
			Agricultural	0	54195	54195	31%	0	240.66	240.66	30%		0	171.7280586	171.7280586	46%			0.49091177	0.3168187	64.54%		
			Commercial/Industrial-LT	12144	0	12144	7%	36.98	0	36.98	5%		6.429682	0	6.429682	2%			6.94396495	7.33868603	105.68%		
			Commercial/Industrial-HT	173	0	173	0%	95.33414	0	95.33414	12%		86.91	0	86.91	2%			98.1758447	88.618676	90.27%		
			Others	3576	0	3576	2%	378.878	0	378.878	47%		89.63191	0	89.631905	24%			83.1686748	31.6130168	38.01%		
Sub-total				119883	54195	174078	100%	560.97214	240.66	801.63214	100%	399.444	201.946	171.7280586	373.6741078	100%	25.76992	6%	195.633344	134.891027	68.95%	35.50	
42	SIDDIPET	HUSNABAD	Residential	87995	0	87995	62%	40.03	0	40.03	16%	126.5535	14.52666	0	14.526663	13%	12.39067	10%	4.98082098	5.19107874	104.22%		
			Agricultural	0	42840	42840	30%	0	176.66	176.66	70%		0	88.75549024	88.75549024	78%			0.38018959	0.34540295	90.85%		
			Commercial/Industrial-LT	8466	0	8466	6%	18.76	0	18.76	7%		3.008673	0	3.00867275	3%			3.23334319	3.26920749	101.11%		
			Commercial/Industrial-HT	31	0	31	0%	9.357	0	9.357	4%		3.73	0	3.73	3%			3.4424679	3.5042598	101.79%		
			Others	2861	0	2861	2%	8.045	0	8.045	3%		4.142012	0	4.142012	4%			3.4401679	3.35470028	97.52%		
Sub-total				99353	42840	142193	100%	76.192	176.66	252.852	100%	126.5535	25.40735	88.75549024	114.162838	100%	12.39067	10%	15.4769806	15.6646493	101.21%	8.70	
43	SIDDIPET	SIDDIPET	Residential	124441	0	124441	63%	81.97	0	81.97	14%	341.2717	28.67045	0	28.670454	82%	25.12206	7%	11.1042684	11.3343657	102.07%		
			Agricultural	0	54100	54100	27%	0	252.65	252.65	44%		0	157.5585419	157.5585419	44%			0.4591997	0.35029245	76.28%		
			Commercial/Industrial-LT	16505	0	16505	8%	51.96	0	51.96	9%		9.017685	0	9.0176845	26%			9.3322172	9.39668604	100.69%		
			Commercial/Industrial-HT	89	0	89	0%	38.91686	0	38.91686	7%		42.94	0	42.94	122%			65.1385932	53.7294275	82.48%		
			Others	3539	0	3539	2%	146.785	0	146.785	26%		77.96296	0	77.962955	222%			72.4134547	40.9593766	56.56%		
Sub-total				144574	54100	198674	100%	319.63186	252.65	572.28186	100%	341.2717	158.5911	157.5585419	316.1496354	100%	25.12206	7%	158.447733	115.770148	73.07%	32.31	
44	SURYAPET	HUZURNAGAR	Residential	173408	0	173408	64%	75.55	0	75.55	12%	287.0911	36.94651	0	36.946508	14%	22.45179	8%	14.5050751	14.6752811	101.17%		
			Agricultural	0	74936	74936	27%	0	335.46	335.46	52%		0	116.2097474	116.2097474	44%			0.6659522	0.6559645	98.59%		
			Commercial/Industrial-LT	19691	0	19691	7%	51.73	0	51.73	8%		8.877094	0	8.87709375	3%			9.4421028	9.49114493	100.52%		
			Commercial/Industrial-HT	133	0	133	0%	131.273	0	131.273	20%		92.17	0	92.17	35%			72.3293711	69.5066614	96.10%		
			Others	4753	0	4753	2%	52.8838	0	52.8838	8%		10.43595	0	10.435948	4%			10.5167135	9.52192894	90.54%		
Sub-total				197985	74936	272921	100%	311.4368	335.46	646.8968	100%	287.0911	148.4295	116.2097474	264.6392971	100%	22.45179	8%	107.458615	103.850981	96.64%	10.92	
45	SURYAPET	SURYAPET	Residential	135546	0	135546	63%	59.26	0	59.26	12%	258.6206	26.79969	0	26.7996855	11%	18.69796	7%	10.5127845	10.6076089	100.90%		
			Agricultural	0	59538	59538	28%	0	335.46	335.46	70%		0	181.1040691	181.1040691	75%			0.5269614	0.5496866	104.31%		
			Commercial/Industrial-LT	17154	0	17154	8%	41.35	0	41.35	9%		7.43271	0	7.43271	3%			8.0319744	7.94438934	98.91%		
			Commercial/Industrial-HT	75	0	75	0%	25.363	0	25.363	5%		17.22	0	17.22	7%			14.8756284	14.3029145	96.15%		
			Others	4023	0	4023	2%	15.5369	0	15.5369	3%		7.366205	0	7.366205	3%			5.17747132	2.90590617	56.13%		
Sub-total				156798	59538	216336	100%	141.5099	335.46	476.9699	100%	258.6206	58.8186	181.1040691	239.9226696	100%	18.69796	7%	39.12482	36.3105055	92.81%	13.90	
46	VIKARABAD	TANDUR	Residential	99876	0	99876	69%	41.01	0	41.01	12%	149.7425	15.44834	0	15.44833775	11%	13.13907	9%	5.8455487	5.97691862	102.25%		
			Agricultural	0	26638	26638	19%	0	128.65	128.65	38%		0	50.29556307	50.29556307	37%			0.2445781	0.16897197	69.09%		
			Commercial/Industrial-LT	14160	0	14160	10%	73.43	0	73.43	22%		13.30797	0	13.307969	10%			12.7695284	12.5692835	98.43%		
			Commercial/Industrial-HT	37	0	37	0%	72.23246	0	72.23246	22%		49.98	0	49.98	37%			46.0682877	35.4448352	76.94%		
			Others	3243	0	3243	2%	19.3255	0	19.3255	6%		7.571608	0	7.571608	6%			5.073489	4.55366502	89.75%		
Sub-total				117316	26638	143954	100%	205.99796	128.65	334.64796	100%	149.7425	86.30791	50.29556307	136.6034778	100%	13.13907	9%	70.0014319	58.7136743	83.87%	23.48	
47	VIKARABAD	VIKARABAD	Residential	120135	0	120135	69%	51.41	0	51.41	15%	167.2653	18.39778	0	18.3977575	12%	15.40312	9%	6.71202433	6.94757256	103.51%		
			Agricultural	0	36240	36240	21%	0	169.05	169.05	50%		0	48.6675364	48.6675364	32%			0.3278565	0.1688748	51.51%		
			Commercial/Industrial-LT	13858	0	13858	8%	27.87	0	27.87	8%		5.472629	0	5.472629	4%			6.06259317	6.15431341	101.51%		
			Commercial/Industrial-HT	71	0	71	0%	63.58666	0	63.58666	19%		66.53	0	66.53	44%			49.641084	50.1417455	101.01%		
			Others	4289	0	4289	2%	23.765	0	23.765	7%		12.79426	0	12.794263	8%			8.4045879	6.25266191	74.40%		
Sub-total				138353	36240	174593	100%	166.63166	169.05	335.68166	100%	167.2653	103.1947	48.6675364	151.8622042	100%	15.40312	9%	71.1481459	69.6651682	97.92%	11.10	
48	WANAPARTHY	WANAPARTHY	Residential	140756	0	140756	66%	51.87	0	51.87	8%	301.1672	21.65571	0	21.65571125	8%	24.83475	8%	7.9166228	7.86981465	99.41%		
			Agricultural	0	51301	51301	24%	0	241.35	241.35	37%		0	144.181533	144.181533	52%			0.4376301	0.5587187	127.67%		
			Commercial/Industrial-LT	18213	0	18213	9%	43.63	0	43.63	7%		6.986264	0	6.986264	3%			7.46330445	7.62521197	102.17%		
			Commercial/Industrial-HT	53	0	53	0%	13.682	0	13.682	2%		7.31	0	7.31	3%			8.9288007	6.26445709	70.16%		
			Others	3375	0	3375	2%	295.143	0	295.143	46%		96.19889	0	96.198891	35%			97.354016	119.121337	122.36%		
Sub-total				162397	51301	213698	100%	404.325	241.35	645.675	100%	301.1672	132.1509	144.181533	276.3323993	100%	24.83475	8%	122.100374	141.439539	115.84%	-6.29	
49	YADADRI	BHONGIR	Residential	159646	0	159646	63%	65.51	0	65.51	12%	312.7075	28.51673	0	28.51672675	10%	31.87229	10%	10.5419746	10.7079262	101.57%		
			Agricultural	0	68697	68697	27%	0	340.36	340.36	61%		0	183.3944882	183.3944882	65%			0.6337176	0.6890411	108.73%		
			Commercial/Industrial-LT	20585	0	20585	8%	57.05	0	57.05	10%		8.735516	0	8.7355155	3%			9.64297972	9.65271623	100.10%		
			Commercial/Industrial-HT	186	0	186	0%	69.20222	0	69.20222	12%		43.04	0	43.04	15%			35.8201296	36.1784152	101.00%		
			Others	5596	0	5596	2%	30.45	0	30.45	5%		17.14846	0	17.14846	6%			10.5199872	10.219452	97.14%		

Period From 01.07.2021 To 30.09.2021

S.No	Name of circle	Circle code	Name of Division	Consumer profile								Energy parameters					Losses		Commercial Parameter			AT & C loss (%)	
				Consumer category	No of connection metered (Nos)	No of connection Un-metered (Nos)	Total number of connections (Nos)	% of number of connections	Connected Load metered (MW)	Connected Load Un-metered (MW)	Total Connected Load (MW)	% of connected load	Billed energy (MU)				% of energy consumption	T&D loss (MU)	T&D loss (%)	Billed Amount in Rs. Crore	Collected Amount in Rs. Crore		Collection Efficiency
													Input energy (MU)	Metered energy	Unmetered/a sessment energy	Total energy							
Sub-total				186013	68697	254710	100%	222.21222	340.36	562.57222	100%	312.7075	97.4407	183.3944882	280.8351905	100%	31.87229	10%	67.1587887	67.4475508	100.43%	9.81	
50	YADADRI		CHOUTUPPAL	Residential	91141	0	91141	64%	37.92	0	37.92	11%	218.3598	16.42423	0	16.424226	8%	22.29608	10%	5.77883793	5.8573955	101.36%	
				Agricultural	0	37388	37388	26%	0	186.25	186.25	53%		0	84.3214966	84.3214966	43%			0.3381296	0.3646694	107.85%	
				Commercial/Industrial-LT	11352	0	11352	8%	34.18	0	34.18	10%		5.71485	0	5.71485	3%			5.98493116	6.03998389	100.92%	
				Commercial/Industrial-HT	145	0	145	0%	71.71233	0	71.71233	21%		79.47	0	79.47	41%			58.8167675	59.3513389	100.91%	
				Others	2683	0	2683	2%	18.894	0	18.894	5%		10.13311	0	10.133114	5%			6.66233088	5.74422544	86.22%	
Sub-total				105321	37388	142709	100%	162.70633	186.25	348.95633	100%	218.3598	111.7422	84.3214966	196.0636866	100%	22.29608	10%	77.5609971	77.3576132	99.71%	10.47	
76	Total			Residential	7535451	0	7535451	74%	9679.42	0	9679.42	36%	11891.66	2309.224	0	2309.224364	21%	1039.944	9%	1110.68812	1148.06481	103.37%	
				Agricultural	0	1283357	1283357	13%	0	6064.13	6064.13	22%		0	3235.610223	3235.610223	30%			11.7081164	9.48600686	81.02%	
				Commercial/Industrial-LT	1145262	0	1145262	11%	4309.24	0	4309.24	16%		833.359	0	833.3590219	8%			896.804518	908.394981	101.29%	
				Commercial/Industrial-HT	9485	0	9485	0%	4636.888	0	4636.88797	17%		3491.71	0	3491.71	32%			3148.32261	3030.81664	96.27%	
				Others	158608	0	158608	2%	2512.227	0	2512.227	9%		981.8093	0	981.8093188	9%			897.203862	843.022408	93.96%	
Sub-total				8848806	1283357	10132163	100%	21137.775	6064.13	27201.90497	100%	11891.66	7616.103	3235.610223	10851.71293	100%	1039.944	9%	6064.72723	5939.78485	97.94%	10.63	
77	At company level			8848806	1283357	10132163	100%	21137.775	6064.13	27201.90497	100%	11891.66	7616.103	3235.610223	10851.71293	100%	1039.944	9%	6064.72723	5939.78485	97.94%	10.63	

\*\* Note - It shall be mandatory to record the energy supplied separately for each category of consumers which is being provided a separate rate of subsidy in the tariff, by the state government, so that the subsidy due for the electricity distribution company is quarterly calculated by multiplying the energy supplied to each of such category of consumers by the applicable rate of subsidy notified by the state government.

Color code	Parameter
	Please enter name of circle
	Please enter circle code
0	Please enter numeric value or 0
	Formula protected

I/We undertake that the information supplied in this Document and Pro-forma is accurate to the best of my knowledge and If any of the information supplied is found to be incorrect and such information result into loss to the Central Government or State Government or any of the authority under them or any other person affected, I/we undertake to indemnify such loss.

Authorised Signatory and Seal

Name of Authorised Signatory:

Name of the DISCOM: **G. R. RAGHUMA REDDY**  
 Full Address: Chairman & Managing Director  
 Southern Power Distribution Company  
 of Telangana Limited (TSSPDCL)  
 Main Compound, Hyderabad 500 003.

Seal

Signature:  
 Name of Energy Manager:  
 Registration Number:

*(Signature)*  
 D-SOMI REDDY  
 EA-7824

