



OFFICE OF THE MD(WZ)

M.P. Paschim Kshetra Vidyut Vitaran Co. Ltd.  
GPH Compound, Pologround, Indore Pincode & 452001

CIN: U40109MP2002SGC015121, Email id- [seddugiywz2017@yahoo.com](mailto:seddugiywz2017@yahoo.com)

Phone No. 0731-2426252, 360. Fax No. 0731242300 Website: [www.mpwz.co.in](http://www.mpwz.co.in)

No.MD/WZ/Technical/2023/

18132

Indore, Dated

27 DEC 2023

To,


The Director,  
Bureau of Energy Efficiency,  
Govt. of India, Ministry of Power  
4<sup>th</sup> Floor, Sewa Bhawan, R.K. Puram, New Delhi- 110066

Sub:- Submission of Periodic energy audit reports for quarter ending September 2023  
(from 01.07.2023 to 30.09.2023).

Ref:- Gazette Notification No. 18/1/BEE/DISCOM/2021 dated 06.10.2021.

Please find enclosed herewith the Periodic energy audit reports for quarter ending September 2023 (from 01.07.2023 to 30.09.2023) in respect of MPPKVVCL, Indore (DC).

Enclosed:- As above.

  
Plant Head & CE (Project)  
O/o MD, WZ, MPPKVVCL, Indore

Cc,

The Chief Engineer,  
MPUVN, Urja Bhawan, Bus stop no. 5, Link Road No-2, Shivaji Nagar, Bhopal- 462016  
(MP)

  
Energy Manager & EE (NRE)  
O/o MD, WZ, MPPKVVCL, Indore



General Information			
1	Name of the DISCOM	MPPKVVCL INDORE	
2	i) Year of Establishment	2002	
	ii) Government/Public/Private	Government	
3	DISCOM's Contact details & Address		
i	City/Town/Village	GPH COMPOUND, POLO GROUND, INDORE	
ii	District	INDORE	
iii	State	Madhya Pradesh	
iv	Telephone	Fax	
4	Registered Office		
i	Company's Chief Executive Name	Amit Tomar	
ii	Designation	Managing Director	
iii	Address	GPH COMPOUND, POLO GROUND, INDORE	
iv	City/Town/Village	INDORE	P.O. Indore
v	District	Indore	
vi	State	MadhyaPradesh	Pin 452015
vii	Telephone	0731- 2426360	Fax
5	Nodal Officer Details*		
i	Nodal Officer Name (Designated at DISCOM's)	S L KARWADIYA	
ii	Designation	CE	
iii	Address	GPH COMPOUND, POLO GROUND, INDORE	
iv	City/Town/Village	INDORE	P.O. Indore
v	District	Indore	
vi	State	MadhyaPradesh	Pin 452015
vii	Telephone	0731- 2426360	Fax
6	Energy Manager Details*		
i	Name	Mr. S. C. Namdeo	
ii	Designation	EE (NRE)	Whether EA or EM EA
iii	EA/EM Registration No.	EA-10642	
iv	Telephone	0731- 2426360	Fax
v	Mobile	8989984148	E-mail ID <a href="mailto:namdeo65@gmail.com">namdeo65@gmail.com</a>
7	Period of Information		
	Year of (FY) information including Date and Month (Start & End)	1st July, 2023 - 30th Sep, 2023	

**Performance Summary of Electricity Distribution Companies**

<b>1</b>	Period of Information Year of (FY) information including Date and Month (Start & End)	1st July, 2023 - 30th Sep, 2023	
<b>2</b>	<b>Technical Details</b>		
<b>(a)</b>	<b>Energy Input Details</b>		
(i)	Input Energy Purchase (From Generation Source)	Million kwh	6739.83
(ii)	Net input energy (at DISCOM Periphery after adjusting the transmission losses and energy traded)	Million kwh	6444.25
(iii)	Total Energy billed (is the Net energy billed, adjusted for energy traded))	Million kwh	6211.91
<b>(b)</b>	<b>Transmission and Distribution (T&amp;D) loss Details</b>	Million kwh	232.35
		%	3.61%
	Collection Efficiency	%	109.95%
<b>(c)</b>	<b>Aggregate Technical &amp; Commercial Loss</b>	%	-5.99%

I/We undertake that the information supplied in this Document and Pro-forma is accurate to the best of my knowledge and if any of the information supplied is found to be incorrect and such information result into loss to the Central Government or State Government or any of the authority under them or any other person affected, I/we undertake to indemnify such loss.

Authorised Signatory and Seal

**Project Director (RDSS)**  
**MPPKVCL, Indore**

Name of Authorised Signatory: S L Karwadiya

Name of the DISCOM: MPPKVCL Indore

Full Address:- GPH COMPOUND, POLO GROUND, INDORE

Seal

Signature:-

Name of Energy  
Manager\*:

  
S C Namdeo

Registration Number: EA-10642

**S.C. NAMDEO**  
**ENERGY MANAGER**  
**(EA-10642)**  
**O/o MD(WZ) MPPKVCL**  
**INDORE**

Details of Division Wise Losses

Period from Jul.23 to Sep. 23

S.No	Name of circle	Circle code	Name of Division	Consumer category	Consumer profile				Energy parameters (MU)				Losses		Commercial Parameter		AT & C lost (%)			
					No of connection metered (Nos)	No of connection Un-metered (Nos)	Total Number of connections (Nos)	% of number of connections	Connected Load metered (MW)	Connected Load Un-metered (MW)	Total Connected Load (MW)	% of connected load	Input energy (MU)	Metered energy	Unmetered/assessment energy	Total energy		% of energy consumption	T&D loss (MU)	T&D loss (%)
67	Neemuch	3474800	NEEMUCH DIVISION	Residential	62323	0	62323	65.23%	73.57	0.00	73.57	36.10%	27.32	0.00	27.32	37.39%	19.03	18.57	97.67%	
				Agricultural	21399	0	21399	22.46%	82.06	0.00	82.29	40.88%	0.04	31.36	0.00	31.40	42.97%	22.23	23.78	106.94%
				Commercial/Industrial-LT	11197	0	11197	11.72%	42.83	0.00	42.83	21.03%	75.06	11.78	0.00	11.78	16.12%	11.00	12.34	112.25%
				Commercial/Industrial-HT	0	0	0	0.00%	0.00	0.00	0.00%	0.00	0.00	0.00	0.00	0.00	0.00%	0.00	0.00	0.00%
				Others	562	0	562	0.59%	5.13	0.00	5.13	2.52%	2.57	0.00	0.00	2.57	3.52%	1.92	0.41	21.36%
Sub-total				74347	21399	95746	100.00%	203.81	82.06	285.87	100.00%	41.71	31.36	73.07	100.00%	54.17	55.10	101.73%		
68	Neemuch	3474800	JAWAD DIVISION	Residential	42872	0	42872	57.46%	40.36	0.00	40.36	22.47%	15.97	0.00	15.97	23.42%	10.30	9.58	92.99%	
				Agricultural	25736	0	25736	34.51%	119.52	0.00	119.52	66.55%	0.02	45.76	0.00	45.78	67.15%	33.08	35.68	107.84%
				Commercial/Industrial-LT	5376	0	5376	7.21%	14.64	0.00	14.64	8.15%	73.49	0.00	0.00	0.00	4.94%	3.19	3.39	106.18%
				Commercial/Industrial-HT	0	0	0	0.00%	0.00	0.00	0.00%	0.00	0.00	0.00	0.00	0.00	0.00%	0.00	0.00	0.00%
				Others	615	0	615	0.82%	5.07	0.00	5.07	2.82%	3.06	0.00	0.00	3.06	4.45%	2.15	-0.23	-10.47%
Sub-total				48874	25736	74610	100.00%	179.60	119.48	299.08	100.00%	22.41	45.76	68.17	100.00%	48.73	48.42	99.30%		
69	Neemuch	3474800	NANASA O&M DIVISION	Residential	48596	0	48596	61.24%	46.83	0.00	46.83	33.05%	17.83	0.00	17.83	34.61%	11.35	10.56	93.11%	
				Agricultural	23603	0	23603	29.74%	73.42	0.00	73.42	52.77%	50.64	0.00	0.00	0.00	0.00%	3.44	3.65	105.91%
				Commercial/Industrial-LT	6638	0	6638	8.36%	15.31	0.00	15.31	11.01%	0.00	0.00	0.00	0.00	0.00%	0.00	0.00	0.00%
				Commercial/Industrial-HT	0	0	0	0.00%	0.00	0.00	0.00%	0.00	0.00	0.00	0.00	0.00	0.00%	0.00	0.00	0.00%
				Others	520	0	520	0.66%	3.58	0.00	3.58	2.57%	1.86	0.00	0.00	1.86	3.61%	1.36	0.47	34.26%
Sub-total				55754	23603	79357	100.00%	139.14	73.42	212.56	100.00%	23.39	28.14	51.53	100.00%	35.34	35.35	100.02%		
70	Neemuch	3474800	HT MEDALUCH CIR	Residential	0	0	0	0.00%	0.00	0.00	0.00	0.00%	0.00	0.00	0.00	0.00%	0.00	0.00	0.00%	
				Agricultural	0	0	0	0.00%	0.00	0.00	0.00%	48.23	0.00	0.00	0.00	0.00%	0.00	0.00	0.00%	
				Commercial/Industrial-LT	0	0	0	0.00%	0.00	0.00	0.00%	0.00	0.00	0.00	0.00	0.00%	0.00	0.00	0.00%	
				Commercial/Industrial-HT	80	0	80	81.63%	40.60	0.00	40.60	93.90%	64.83	0.00	0.00	64.83	95.23%	34.55	141.20	406.67%
				Others	18	0	18	18.37%	2.64	0.00	2.64	6.10%	2.24	0.00	0.00	2.24	4.77%	2.05	2.75	133.80%
Sub-total				98	0	98	100.00%	43.24	0.00	43.24	100.00%	48.23	0.00	47.07	100.00%	36.61	143.95	393.25%		
76	Total			Residential	3993369	20896	4014265	67.66%	3984.049	2.47	3986.52	29.55%	1666.03	4.69	1670.72	26.90%	1152.05	1084.12	94.10%	
				Agricultural	3233	1346946	1350179	22.76%	5128.40	0.00	5128.40	38.11%	6444.25	599.59	0.00	599.59	9.65%	1388.82	532.52	109.63%
				Commercial/Industrial-LT	527949	0	527949	8.90%	2221.718	0.00	2221.72	16.47%	1604.62	0.00	0.00	1604.62	25.83%	567.62	620.08	110.83%
				Commercial/Industrial-HT	3748	0	3748	0.06%	1371.948	0.00	1371.95	10.17%	371.60	0.00	0.00	371.60	5.98%	320.63	374.16	116.69%
				Others	36644	0	36644	0.62%	769.812	0.00	769.81	5.71%	4246.32	1965.59	0.00	6211.91	100.00%	4644.58	5106.72	109.95%
At company level				456343	1367642	5932785	100.00%	13492.318	100.00%	6444.25	4246.32	1965.59	6211.91	100.00%	232.35	3.61%	4644.58	5106.72	109.95%	


\*\* Note - It shall be mandatory to record the energy supplied separately for each category of consumers which is being provided a separate rate of subsidy in the tariff, by the state government, so that the subsidy due for the electricity distribution company is quarterly calculated by multiplying the energy supplied to each of such

Col or code	Parameter
0	Please enter name of circle
0	Please enter circle code
0	Please enter numeric value or 0
Formula protected	

I/We undertake that the information supplied in this Document and Pro-forma is accurate to the best of my knowledge and if any of the information supplied is found to be incorrect and such information result into loss to the Central Government or State Government or any of the authority under them or any other person affected, I/we undertake to indemnify such loss.

Authorised Signatory and Seal

Name of Authorised Signatory: S.L. Karwad  
 Name of the DISCOM: MPPKVCL  
 Full Address: GPH COMPOUND, POLIGROUND, INDORE

Signature:   
 Name of Energy Manager: SHRI S.C. Naimdeo  
 Registration Number: EA-10642

S.C. NAIMDEO  
 ENERGY MANAGER  
 (EA-10642)  
 O/O MD(WZ) MPPKVCL  
 INDORE


Seal

No	Zone	Circle	Voltage Level (KVA)	Division (KVA)	Sub-Division (KVA)	Feeder ID	Feeder Name	Feeder Metering Status (Metered/Unmetered/AMI/AMR)	Status of Meter (Functional/Non-functional)	Metering Date (Date of last meter reading/communication)	Feeder Type (Agricultural/Industrial/Mixed)	Status of Communication			Period from APR to MAR-21			Remarks (Source of data)
												% data received through automatic feeder AMR/AMR	Number of hours when meter was unable to communicate	Total Number of hours in the period	Meter S.No	CI/PT ratio	Import (MU)	
1238	mpwz	NEEMUCH	33 KV	JAWAD	JAWAD	F331833	FUSARIYA (SINGOLI NEW)	METERED	FUNCTIONAL	30-09-2023	MIX				400/1-33000/1	5.25	0.00	READING THROUGH R&D
1239	mpwz	NEEMUCH	33 KV	JAWAD	JAWAD	F331835	NAI AABADI (ZANTLA NEW)	METERED	FUNCTIONAL	30-09-2023	MIX				400/1-33000/1	5.16	0.00	READING THROUGH R&D
1240	mpwz	NEEMUCH	33 KV	JAWAD	JAWAD	F331968	KACHALA	METERED	FUNCTIONAL	30-09-2023	MIX				400/1-33000/1	15.07	0.00	READING THROUGH R&D
1241	mpwz	NEEMUCH	33 KV	JAWAD	JAWAD		BUS CUPPLER	METERED	FUNCTIONAL	30-09-2023	MIX					0.00	0.00	READING THROUGH R&D
1242	mpwz	NEEMUCH	33 KV	NEEMUCH	NEEMUCH	F331621	Jeeram(132 KV MLG)	METERED	FUNCTIONAL	30-09-2023	MIX				400/1-33000/1	9.47	0.00	READING THROUGH R&D
1243	mpwz	NEEMUCH	132 KV	JAWAD	JAWAD		132 KV WEL SPUN CKT-I	METERED	FUNCTIONAL	30-09-2023	MIX				400/1-33000/1	0.26	0.00	READING THROUGH R&D
1244	mpwz	NEEMUCH	132 KV	JAWAD	JAWAD		132 KV WEL SPUN CKT-II	METERED	FUNCTIONAL	30-09-2023	MIX				400/1-33000/1	0.40	0.00	READING THROUGH R&D
1245	mpwz	NEEMUCH	33KV				KADWASA	METERED	FUNCTIONAL	30-09-2023	MIX				400/1-33000/1	4.75	0.00	READING THROUGH R&D
Total												6501.72	57.47	6444.25				

I/We undertake that the information supplied in this Document and Pro-forma is accurate to the best of my knowledge and if any of the information supplied is found to be incorrect and such information result into loss to the Central Government or State Government or any of the authority under them or any other person affected, I/we undertake to indemnify such loss.

Authorized Signatory and Seal

Name of Authorised Signatory: **Mr. S. I. ...**  
 Name of the DISCOM: **Project Director (RDSS) GPH COMPOUND, MIDC, GONDAL, INDORE**  
 Full Address: **MPPKVCL, Indore**

Signature:   
 Name of Energy Manager\*: **Mr. S.C. Namdeo**  
 Registration Number: **EA-10642**  
**S.C. NAMDEO**  
**ENERGY MANAGER**  
**(EA-10642)**  
**O/o MD(WZ) MPPKVCL**  
**INDORE**

Seal

Annexure -1: Proforma for Quarterly Consumer Category-wise Subsidy Billed/Received/Due for period July'23-Sep'23

Quarter	Consumer Category (Separate for each subsidized consumer category)	Billed Energy			Subsidized Billed Energy			Applicable rate of Subsidy as notified by State govt.		Subsidy Due from State Govt.			Subsidy Actually Billed / claimed from State Govt. (As against col.12)	Subsidy Received from State Govt. (As against col.13)	Balance Subsidy yet to be Received from State Govt.
		Metered	Un-metered*	Total	Metered (out of col.2)	Un-metered* (out of col.3)	Total	Metered Energy**	Un-metered Energy**	Metered Energy (in Rs. Cr.)	Un-metered Energy (in Rs. Cr.)	Total			
Q-II	I	2	3	4=2+3	5	6	7=5+6	8	9	10=5X8	11=6X9	12=10+11	13	14	15=13-14
	Domestic	1666028690	4691400	1670720090	976260436	4691400	980951836.5			453.53	2.92	456.44	456.44	679.54	-223.10
	Powerloom LT	26686131	0	26686131	26686131	0	26686131			6.16	0.00	6.16	6.16	2.98	3.32
	POWERloom HT	577858	0	577858	577858	0	577858			0.14	0.00	0.14	0.14	2.98	-2.38
	Street light	10104430	0	10104430	0	0	0			0.60	0.00	0.60	0.60	1791.05	-494.38
A	Agriculture	4473656	1960363440	1964837096	4473656	1960363440	1964837096			2.41	1271.67	1274.08	1274.08	0.00	0.39
B	LIFT Irrigation	41717164	0	41717164	41717164	0	41717164			22.59	0.00	22.59	22.59	0.00	0.39
C	Wheeling charges	24428919	0	24428919	24428919	0	24428919			0.39	0.00	0.39	0.39	0.00	0.39
D	Total												1760.40	2476.55	

Note: In the above information, data from point no. A to D is prepared from monthly subsidy claims and data from point no. E to G has been prepared by HT billing cell and sent through e-mail.