

COMMON MONITORABLE PARAMETERS – GUJARAT DAIRY CLUSTER
GEF-UNIDO-BEE PROJECT "PROMOTING ENERGY EFFICIENCY & RENEWABLE ENERGY IN SELECTED MSME CLUSTERS IN INDIA"

PROJECT BACKGROUND

The aim of this project is to develop and promote an environment for introducing energy efficiencies and enhanced use of renewable energy technologies in process applications. The project is being executed in 12 selected MSME clusters in five varied sectors identified as the most energy consuming sectors. These include brass, ceramic, dairy, foundry and hand tool sectors. This will result in improving the productivity and competitiveness of the units, as well as, to reduce their overall carbon and improve the local environment.



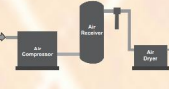
PROJECT COMPONENTS

The project will work at the cluster level, as well as, support policy-making to achieve its aim. The project has the following components:

- Increasing the level of end-use demand and implementation of energy efficiency and renewable energy technologies and practices by MSMEs
- Increasing the capacity of suppliers of energy efficiency and renewable energy products, service providers and finance providers
- Scaling up the project to a national level
- Strengthening policy, institutional and decision making frameworks

For further information please contact:

**GEF-UNIDO-BEE Project Management Unit
BUREAU OF ENERGY EFFICIENCY
(Ministry of Power, Government of India)
4th Floor, Sewa Bhawan,
Sector -1, R. K. Puram,
New Delhi - 110 066
Telephone: +91 11 26179699,
Fax: +91 11 26178352
E-mail: gubpmu@beenet.in**

S. No.	PROCESS	PARAMETER	INSTRUMENT	FREQUENCY OF MEASUREMENT	UNIT	REF. RANGE	VALUE	REMARKS BY SUPERVISOR
1	Refrigeration	Refrigerant Pressure <i>(It will give insights about loading and power consumption of refrigeration compressor)</i>	Refrigeration Compressor Panel	Hourly	kg/cm ²	As per plant conditions		
2	Condenser	Condenser Approach <i>(It indicates the performance of the condenser. Any variation will indicate improper heat transfer between refrigerant and cooling tower)</i>	Thermocouple	Weekly	°C	~3 °C		
3	Chilling Zone	Temperature <i>(Uncontrolled temperature can affect quality of milk and other products)</i>	Thermocouple	Hourly	°C	As per plant conditions		
4	 Boiler	Oxygen Level in Flue Gas <i>(An increase in oxygen percentage in flue gas indicates reduced combustion efficiency and increased fuel combustion)</i>	Oxygen Analyzer	Hourly	%	Furnace Oil : 4 - 5% Natural Gas : 3 - 4%		
		Specific Fuel Consumption <i>(It gives overall health of steam generating system. This may also depend on product mix)</i>	Gas & Steam Meters	Monthly	kCal/ton of steam			
5	 Motors	Voltage <i>(Either the extreme high or the extreme low voltages will damage the motor and hence shorten the life of the motor)</i>	Power Analyzer	Weekly	V	±5% of rated voltage		
		Current <i>(Over-current can eventually lead to permanent damage to the motor or electrical device)</i>	Power Analyzer	Weekly	A	±5% of rated current		
		Power Factor <i>(Low PF can contribute to low efficiency, higher losses, and unnecessary electric utility charges)</i>	Power Analyzer	Weekly	PF	Close to unity		
6	 Pump Set	Pressure <i>(Regularly check suction and discharge heads and also ensure proper maintenance of pump)</i>	Pressure Gauge	Weekly	kg/cm ²	As per manufacturer's recommendation <i>(refer to name plate details)</i>		
		Water Flow Rate <i>(A good performing pump should deliver required amount of flow)</i>	Flow Meter	Quarterly	m ³ /hr			
		Power Consumption <i>(It gives insight about the motor loading and pump efficiency)</i>	Power Analyzer	Monthly	kW			
7	 Compressed Air System	Pressure <i>(Pressure variation leads to decrease in system efficiency and higher energy consumption)</i>	Pressure Gauge	Daily	kg/cm ²	Main header: ≤ 0.3 bar Distribution Line: ≤ 0.5 bar		
		Temperature <i>(Increased temperature of compressed air means decrease in efficiency)</i>	Thermocouple	Daily	°C	As per manufacturer's recommendation		
		Specific Power Consumption <i>(It gives the energy consumption to produce 1 cfm of compressed air. Comparison of this value with OEM's catalogue gives deviation in SEC.)</i>	Power Analyzer	Daily	kWh/cfm			
		Loading and Unloading Time <i>(Running hours and loading hours signifies the actual utilization of the air compressors over the day)</i>	Electronic Timer	Daily	min.			