


General Information			
1	Name of the DISCOM	Electricity Department, Goa	
2	i) Year of Establishment	1963	
	ii) Government/Public/Private	Government	
3	DISCOM's Contact details & Address		
i	City/Town/Village	Panaji	
ii	District	Panaji	
iii	State	Goa	Pin 403001
iv	Telephone		Fax
4	Registered Office		
i	Company's Chief Executive Name	Stephen Fernandes	
ii	Designation	Chief Engineer	
iii	Address	Office of Chief Electrical Engineer, 3rd Floor, Vidyut Bhawan	
iv	City/Town/Village	Panaji	P.O. Panjim Head Post Office
v	District	Panaji	
vi	State	Goa	Pin 403001
vii	Telephone		Fax
5	Nodal Officer Details*		
i	Nodal Officer Name (Designated at DISCOM's)	Shri Mayur Padmanabh Hede	
ii	Designation	Superintending Engineer-Planning	
iii	Address	Planning Section, 5th Floor, Vidyut Bhawan	
iv	City/Town/Village	Panaji	P.O. Panjim Head Post Office
v	District	Panaji	
vi	State	Goa	Pin 403001
vii	Telephone	7796633114	Fax
6	Energy Manager Details*		
i	Name	Shri Mayur Padmanabh Hede	
ii	Designation	Superintending Engineer-	Whether EA or EM EA
iii	EA/EM Registration No.	EA-4106	
iv	Telephone	0832-2426421	Fax
v	Mobile	7796633114	E-mail ID mayur.hede@gmail.com
7	Period of Information		
	Year of (FY) information including Date and Month (Start & End)	1st July, 2023 - 30th September, 2023	


 SUPERINTENDING ENGINEER (Plg)
 ELECTRICITY DEPARTMENT
 PANAJIM - GOA

Performance Summary of Electricity Distribution Companies			
1	Period of Information Year of (FY) information including Date and Month (Start & End)	1st July, 2023 - 30th September, 2023	
2	Technical Details		
(a)	Energy Input Details		
(i)	Input Energy Purchase (From Generation Source)	Million kwh	1180.69
(ii)	Net input energy (at DISCOM Periphery after adjusting the transmission losses and energy traded)	Million kwh	1209.19
(iii)	Total Energy billed (is the Net energy billed, adjusted for energy traded))	Million kwh	1126.51
(b)	Transmission and Distribution (T&D) loss Details	Million kwh	82.68
		%	0.07
	Collection Efficiency	%	92%
(c)	Aggregate Technical & Commercial Loss	%	14%

I/We undertake that the information supplied in this Document and Pro-forma is accurate to the best of my knowledge and if any of the information supplied is found to be incorrect and such information result into loss to the Central Government or State Government or any of the authority under them or any other person affected, I/we undertake to indemnify such loss.

Authorised Signatory and Seal

MNY

Name of Authorised Signatory

Name of the DISCOM:

Full Address:-

MNY

Signature:-


Name of Energy Manager*:

Registration Number:

Seal

SUPERINTENDING ENGINEER (Pig)
ELECTRICITY DEPARTMENT
PANAJIM - GOA

(Details of Consumers)						
Summary of Energy						
Period From....To....						
S.No	Type of Consumers	Category of Consumers (EHT/HT/LT/Others)	Voltage Level (In Voltage)	No of Consumers	Total Consumption (In MU)	Remarks (Source of data)
1	Domestic	HT/LT	0.220/0.400/	569673	338.688183	
2	Commercial	EHT/HT/LT	0.2/0.4/11/33	114494	175.609175	
3	IP Sets					
4	Hor. & Nur. & Coffee/Tea & Rubber (Metered)					
5	Hor. & Nur. & Coffee/Tea & Rubber (Flat)					
6	Heating and Motive Power					
7	Water Supply					
8	Public Lighting	LT	0.2/0.4	7066	3.244791	
9	HT Water Supply					
10	HT Industrial	EHT/HT	11/33/110/220	867	571.594473	
11	Industrial (Small)	LT	0.2/0.4	5582	21.198492	
12	Industrial (Medium)					
13	HT Commercial					
14	Applicable to Government Hospitals & Hospitals					
15	Lift Irrigation Schemes/Lift Irrigation Societies					
16	HT Res. Apartments Applicable to all areas					
17	Mixed Load					
18	Government offices and department					
19	Others-1 (if any , specify in remarks)agriculture & allied	HT/LT	0.2/0.4/11/33	13108	6.157449	
20	Others-2 (if any , specify in remarks)misc & other	HT/LT	0.2/0.4/11/33	95	10.017276	
21	Others-3 (if any , specify in remarks)					
22	Others-4 (if any , specify in remarks)					
23	Others-5 (if any , specify in remarks)					
24						
25						
26						
27						
28						
29						
30						
31						
32						
33						
34						
35						
36						
37						
38						
39						
40						
Total				710885	1126.51	



 SUPERINTENDING ENGINEER (PIg)
 ELECTRICITY DEPARTMENT
 PANAJIM - GOA

Form-Details of Input Infrastructure

1	Parameters	Total	Covered during in audit	Verified by Auditor in Sample Check	Remarks (Source of data)
i	Number of circles	2			
ii	Number of divisions	18			
iii	Number of sub-divisions	34 (O&M) excluding MRT/Civil, Store, EHV)			
iv	Number of feeders	350 (11 KV Feeders as on Sept 23)			GIS
v	Number of DTs	8830 (September 2023)			GIS
vi	Number of consumers	704895(Active consumers as on September 2023)			SAP
2	Parameters	66kV and above	33kV	11/22kV	LT
a. i.	Number of conventional metered consumers	NA	NA	NA	5338 (electro-mech) + 698326(digital meters)
ii	Number of consumers with 'smart' meters	NA	NA	NA	NA
iii	Number of consumers with 'smart prepaid' meters	NA	NA	NA	NA
iv	Number of consumers with 'AMR' meters	1231			
v	Number of consumers with 'non-smart prepaid' meters	NA	NA	NA	NA
vi	Number of unmetered consumers	Nil	Nil	Nil	Nil
vii	Number of total consumers	1231			703664
b.i.	Number of conventionally metered Distribution Transformers				
ii	Number of DTs with communicable meters	Nil (As communication are using modems & not through communicable meters)			
iii	Number of unmetered DTs	Nil	Nil	Nil	Nil
iv	Number of total Transformers	8830 (DT + HTC excluding power Tr)			
c.i.	Number of metered feeders		168	350	
ii	Number of feeders with communicable meters				Nil (As communication are using external modems & not through communicable meters)
iii	Number of unmetered feeders		Nil	Nil	
iv	Number of total feeders	22	168	350	
d.	Line length (ct km)	587 Kms= Above 33KV 1072 Kms = 33KV 2984Kms = 11KV 7306Kms =LT			
e.	Length of Aerial Bunched Cables	0 Kms= Above 33KV 0Kms = 33KV 670 Kms = 11KV 0Kms =LT			
f.	Length of Underground Cables	0 Kms= Above 33KV 562Kms = 33KV 1479Kms = 11KV 969Kms =LT			
3	Voltage level	Particulars	MU	Reference	Remarks (Source of data)
		Long-Term Conventional	1,024		Includes input energy for franchisees
		Medium Conventional			
		Short Term Conventional	89.98168905		
		Banking	-94.85		
		Long-Term Renewable energy	95.91		
		Medium and Short-Term RE	145.74		Includes power from bilateral/ PX/ DEEP

SUPERINTENDING ENGINEER (Plg)
ELECTRICITY DEPARTMENT
PANAJIM - GOA

i	66kV and above	Captive, open access input		Any power wheeled for any purchase other than sale to DISCOM. Does not include input for franchisee.
		Sale of surplus power	-37	
		Quantum of inter-state transmission loss	42	As confirmed by SLDC, RLDC etc
		Power procured from inter-state sources	1,223	Based on data from Form 5
		Power at state transmission boundary	1,181	
ii	33kV	Long-Term Conventional		
		Medium Conventional		
		Short Term Conventional		
		Banking		
		Long-Term Renewable energy		
		Medium and Short-Term RE		
		Captive, open access input		
		Sale of surplus power		
		Quantum of intra-state transmission loss	0	
		Power procured from intra-state sources	0	
iii		Input in DISCOM wires network	1,181	
iv	33 kV	Renewable Energy Procurement		
		Small capacity conventional/ biomass/ hydro plants Procurement	24.69	
		Captive, open access input		
v	11 kV	Renewable Energy Procurement		
		Small capacity conventional/ biomass/ hydro plants Procurement	1.11	
		Sales Migration Input		
vi	LT	Renewable Energy Procurement	2.708403055	
		Sales Migration Input		
vii		Energy Embedded within DISCOM wires network	28.50840306	
viii		Total Energy Available/ Input	1,209	
4	Voltage level	Energy Sales Particulars	MU	Reference
i	LT Level	DISCOM' consumers	494.053	Include sales to consumers in franchisee areas, unmetered consumers
		Demand from open access, captive		Non DISCOM's sales
		Embedded generation used at LT level		Demand from embedded generation at LT level
		Sale at LT level	494	
		Quantum of LT level losses	-491	
		Energy Input at LT level	3	
ii	11 kV Level	DISCOM' consumers	142.997	Include sales to consumers in franchisee areas, unmetered consumers
		Demand from open access, captive		Non DISCOM's sales
		Embedded generation at 11 kV level used		Demand from embedded generation at 11kV level
		Sales at 11 kV level	143	
		Quantum of Losses at 11 kV	-142	
		Energy input at 11 kV level	1	



 SUPERINTENDING ENGINEER (Pig)
 ELECTRICITY DEPARTMENT
 PANAJIM - GOA

iii	33 kV Level	DISCOM' consumers	414.78	Include sales to consumers in franchisee areas, unmetered consumers	
		Demand from open access, captive		Non DISCOM's sales	
		Embedded generation at 33 kV or below level		This is DISCOM and OA demand met via energy generated at same voltage level	
		Sales at 33 kV level	415		
		Quantum of Losses at 33 kV	-390		100% metering at each v
		Energy input at 33kV Level	25		
iv	> 33 kV	DISCOM' consumers	74.68	Include sales to consumers in franchisee areas, unmetered consumers	
		Demand from open access, captive	0	Non DISCOM's sales	
		Cross border sale of energy			
		Sale to other DISCOMs			
		Banking			
		Energy input at > 33kV Level	1,181		
		Sales at 66kV and above (EHV)	75		100% metering at each v
Total Energy Requirement			1,209		
Total Energy Sales			1,127		


Energy Accounting Summary

5	DISCOM	Input (in MU)	Sale (in MU)	Loss (in MU)	Loss %
i	LT		494.053	66.61	9.46%
ii	11 Kv	703.667	142.997	Included with LT	Included with LT
iii	33 kv	429.854	414.776	15.078	3.50%
iv	> 33 kv	75.672	74.678	1	1.31%
6	Open Access, Captive	Input (in MU)	Sale (in MU)	Loss (in MU)	
i	LT	Open access and wheeled energy not included in both i/p and sales			
ii	11 Kv	Open access and wheeled energy not included in both i/p and sales			
iii	33 kv	Open access and wheeled energy not included in both i/p and sales			
iv	> 33 kv	Open access and wheeled energy not included in both i/p and sales			

Loss Estimation for DISCOM	
T&D loss	83
D loss	40
T&D loss (%)	0.068379908
D loss (%)	0.033488234


 SUPERINTENDING ENGINEER (Plg)
 ELECTRICITY DEPARTMENT
 PANAJIM - GOA

12	I	I(S)	Other Div South	Residential	0	0	0	0%	0	0	0	0%	0	0	0	0%	0	0	0.00%			
				Agricultural	0	0	0	0%	0	0	0	0%	0	0	0%	0	0	0%	0	0	0.00%	
				Commercial/Industrial-LT	4	0	4	100%	0	0	0%	0	0	0%	0	0	0%	0	0	0.00%		
				Commercial/Industrial-HT	0	0	0	0%	0	0	0%	0	0	0%	0	0	0%	0	0	0.00%		
				Others	0	0	0	0%	0	0	0%	0	0	0%	0	0	0%	0	0	0.00%		
Sub-total				4	0	4	100%	0	0	0	100%	8.2	0	0	0	100%	8.2	100%	0	0	0.00%	100%
13	II	II(N)	Other Div North	Residential	0	0	0	0%	0	0	0	0%	0	0	0	0%	0	0	0.00%			
				Agricultural	0	0	0	0%	0	0	0%	0	0	0%	0	0	0%	0	0	0.00%		
				Commercial/Industrial-LT	3	0	3	100%	0	0	0%	0	0	0%	0	0	0%	0	0	0.00%		
				Commercial/Industrial-HT	0	0	0	0%	0	0	0%	0	0	0%	0	0	0%	0	0	0.00%		
				Others	0	0	0	0%	0	0	0%	0	0	0%	0	0	0%	0	0	0.00%		
Sub-total				3	0	3	100%	0	0	0	100%	7.52	0	0	0	100%	7.52	100%	0	0	0.00%	100%
14				Residential	0	0	0	0%	0	0	0	0%	0	0	0	0%	0	0	0.00%			
				Agricultural	0	0	0	0%	0	0	0%	0	0	0%	0	0	0%	0	0	0.00%		
				Commercial/Industrial-LT	0	0	0	0%	0	0	0%	0	0	0%	0	0	0%	0	0	0.00%		
				Commercial/Industrial-HT	0	0	0	0%	0	0	0%	0	0	0%	0	0	0%	0	0	0.00%		
				Others	0	0	0	0%	0	0	0%	0	0	0%	0	0	0%	0	0	0.00%		
Sub-total				0	0	0	100%	0	0	0	100%	0	0	0	100%	0	0%	0	0	0.00%	100%	
15				Residential	0	0	0	0%	0	0	0	0%	0	0	0	0%	0	0	0.00%			
				Agricultural	0	0	0	0%	0	0	0%	0	0	0%	0	0	0%	0	0	0.00%		
				Commercial/Industrial-LT	0	0	0	0%	0	0	0%	0	0	0%	0	0	0%	0	0	0.00%		
				Commercial/Industrial-HT	0	0	0	0%	0	0	0%	0	0	0%	0	0	0%	0	0	0.00%		
				Others	0	0	0	0%	0	0	0%	0	0	0%	0	0	0%	0	0	0.00%		
Sub-total				0	0	0	100%	0	0	0	100%	0	0	0	100%	0	0%	0	0	0.00%	100%	
16				Residential	0	0	0	0%	0	0	0	0%	0	0	0	0%	0	0	0.00%			
				Agricultural	0	0	0	0%	0	0	0%	0	0	0%	0	0	0%	0	0	0.00%		
				Commercial/Industrial-LT	0	0	0	0%	0	0	0%	0	0	0%	0	0	0%	0	0	0.00%		
				Commercial/Industrial-HT	0	0	0	0%	0	0	0%	0	0	0%	0	0	0%	0	0	0.00%		
				Others	0	0	0	0%	0	0	0%	0	0	0%	0	0	0%	0	0	0.00%		
Sub-total				0	0	0	100%	0	0	0	100%	0	0	0	100%	0	0%	0	0	0.00%	100%	
17				Residential	0	0	0	0%	0	0	0	0%	0	0	0	0%	0	0	0.00%			
				Agricultural	0	0	0	0%	0	0	0%	0	0	0%	0	0	0%	0	0	0.00%		
				Commercial/Industrial-LT	0	0	0	0%	0	0	0%	0	0	0%	0	0	0%	0	0	0.00%		
				Commercial/Industrial-HT	0	0	0	0%	0	0	0%	0	0	0%	0	0	0%	0	0	0.00%		
				Others	0	0	0	0%	0	0	0%	0	0	0%	0	0	0%	0	0	0.00%		
Sub-total				0	0	0	100%	0	0	0	100%	0	0	0	100%	0	0%	0	0	0.00%	100%	
18				Residential	0	0	0	0%	0	0	0	0%	0	0	0	0%	0	0	0.00%			
				Agricultural	0	0	0	0%	0	0	0%	0	0	0%	0	0	0%	0	0	0.00%		
				Commercial/Industrial-LT	0	0	0	0%	0	0	0%	0	0	0%	0	0	0%	0	0	0.00%		
				Commercial/Industrial-HT	0	0	0	0%	0	0	0%	0	0	0%	0	0	0%	0	0	0.00%		
				Others	0	0	0	0%	0	0	0%	0	0	0%	0	0	0%	0	0	0.00%		


 SUPERINTENDING ENGINEER (Plg)
 ELECTRICITY DEPARTMENT
 PANAJIM - GOA

73		Residential	0	0	0	#DIV/0!	0	0	0	#DIV/0!	0	0	0	#DIV/0!	0	0%	0	0	0.00%
		Agricultural	0	0	0	#DIV/0!	0	0	0	#DIV/0!	0	0	0	#DIV/0!	0	0%	0	0	0.00%
		Commercial/Industrial-LT	0	0	0	#DIV/0!	0	0	0	#DIV/0!	0	0	0	#DIV/0!	0	0%	0	0	0.00%
		Commercial/Industrial-HT	0	0	0	#DIV/0!	0	0	0	#DIV/0!	0	0	0	#DIV/0!	0	0%	0	0	0.00%
		Others	0	0	0	#DIV/0!	0	0	0	#DIV/0!	0	0	0	#DIV/0!	0	0%	0	0	0.00%
		Sub-total	0	0	0	100%	0	0	0	100%	0	0	0	100%	0	0%	0	0	0.00%
74		Residential	0	0	0	#DIV/0!	0	0	0	#DIV/0!	0	0	0	#DIV/0!	0	0%	0	0	0.00%
		Agricultural	0	0	0	#DIV/0!	0	0	0	#DIV/0!	0	0	0	#DIV/0!	0	0%	0	0	0.00%
		Commercial/Industrial-LT	0	0	0	#DIV/0!	0	0	0	#DIV/0!	0	0	0	#DIV/0!	0	0%	0	0	0.00%
		Commercial/Industrial-HT	0	0	0	#DIV/0!	0	0	0	#DIV/0!	0	0	0	#DIV/0!	0	0%	0	0	0.00%
		Others	0	0	0	#DIV/0!	0	0	0	#DIV/0!	0	0	0	#DIV/0!	0	0%	0	0	0.00%
		Sub-total	0	0	0	100%	0	0	0	100%	0	0	0	100%	0	0%	0	0	0.00%
75		Residential	0	0	0	#DIV/0!	0	0	0	#DIV/0!	0	0	0	#DIV/0!	0	0%	0	0	0.00%
		Agricultural	0	0	0	#DIV/0!	0	0	0	#DIV/0!	0	0	0	#DIV/0!	0	0%	0	0	0.00%
		Commercial/Industrial-LT	0	0	0	#DIV/0!	0	0	0	#DIV/0!	0	0	0	#DIV/0!	0	0%	0	0	0.00%
		Commercial/Industrial-HT	0	0	0	#DIV/0!	0	0	0	#DIV/0!	0	0	0	#DIV/0!	0	0%	0	0	0.00%
		Others	0	0	0	#DIV/0!	0	0	0	#DIV/0!	0	0	0	#DIV/0!	0	0%	0	0	0.00%
		Sub-total	0	0	0	100%	0	0	0	100%	0	0	0	100%	0	0%	0	0	0.00%
76	Total	Residential	569673	0	569673	80%	1872.7452	0	1872.745154	57%	0	0	0	100%	0	0%	0	0	0.00%
		Agricultural	13108	0	13108	2%	50.403508	0	50.40350785	2%	0	338.688183	338.688183	30%	0	0%	122.998205	131.332756	106.78%
		Commercial/Industrial-LT	1205	0	1205	0%	613.97686	0	613.976859	19%	0	6.157449	6.157449	1%	0	0%	51.2082752	38.6082267	75.39%
		Commercial/Industrial-HT	119738	0	119738	17%	726.40594	0	726.4059375	22%	0	149.817581	149.817581	13%	0	0%	119.267877	115.469704	96.82%
		Others	7161	0	7161	1%	24.859893	0	24.859893	1%	0	618.584559	618.584559	55%	0	0%	379.809269	334.12854	87.97%
		At company level	710885	0	710885	100%	3288.3914	0	3288.391351	100%	1209.19	0	1126.509839	1126.509839	100%	82.68016	7%	692.783684	635.981249

** Note - It shall be mandatory to record the energy supplied separately for each category of consumers which is being provided a separate rate of subsidy in the tariff, by the state government, so that the subsidy due for the electricity distribution company is quarterly calculated by multiplying the energy supplied to each of such category of consumers by the applicable rate of subsidy notified by the state government.

Color code	Parameter
	Please enter name of circle
	Please enter circle code
0	Please enter numeric value or 0
	Formula protected

I/We undertake that the information supplied in this Document and Pro-forma is accurate to the best of my knowledge and if any of the information supplied is found to be incorrect and such information result into loss to the Central Government or State Government or any of the authority under them or any other person affected, I/we undertake to indemnify such loss.

Authorised Signatory and Seal

Name of Authorised Signatory:

Name of the DISCOM:

Full Address:-

Seal

MW
SUPERINTENDING ENGINEER (Pig)
ELECTRICITY DEPARTMENT
PANAJIM - GOA

MW
Signature:-

Name of Energy Manager:

Registration Number:


Form-Input energy(Details of Input energy & Infrastructure)

A. Summary of energy input & Infrastructure

S.No	Parameters	Period From... To...	Remarks (Source of data)
A.1	Input Energy purchased (MU)	1,180.69	
A.2	Transmission loss (%)	3%	
A.3	Transmission loss (MU)	40.73518097	1139.95
A.4	Energy sold outside the periphery(MU)	33.0556475	
A.5	Open access sale (MU)	0	
A.6	EHT sale	0	Total energy injected is 3919.5+163.21=4082.71 MU
A.7	Net input energy (received at DISCOM periphery or at distribution point)-(MU)	1209.19	Received at 5/stn is 11.4 MU less
A.8	Is 100% metering available at 66/33 kV (Select yes or no from list)		
A.9	Is 100% metering available at 11 kV (Select yes or no from list)		
A.10	% of metering available at DT	100%	
A.11	% of metering available at consumer end	100%	
A.12	No of feeders at 66kV voltage level	22	220 & 110 Kv
A.13	No of feeders at 33kV voltage level	168	
A.14	No of feeders at 11kV voltage level	350	
A.15	No of LT feeders level	0	
A.16	Line length (ckt. km) at 66kV voltage level	587	220 & 110 Kv ckt. Length
A.17	Line length (ckt. km) at 33kV voltage level	1634	OH+UG
A.18	Line length (ckt. km) at 11kV voltage level	5133	OH+UG+ABC
A.19	Line length (km) at LT level	8275	OH+UG
A.20	Length of Aerial Bunched Cables	670	
A.21	Length of Underground Cables	3010	33kv+11kv+LT UG Length
A.22	HT/LT ratio	0.970	HT/LT ratio

B. Meter reading of input energy at injection points

S.No	Zone	Circle	Voltage Level (KVA)	Division (KVA)	Sub-Division (KVA)	Feeder ID	Feeder Name	Feeder Metering Status (Metered/ un-metered/ AMU/AMR)	Status of Meter (Functional/Non-functional)	Metering Date (Date of last actual meter reading/ communication)	Feeder Type (Agri/ Industrial/Mixed)	Status of Communication			Period from...to...				Sales	Remarks (Source of data)
												% data received through automatically if feeder AMR/AMI	Number of hours when meter was unable to communicate in period	Total Number of hours in the period	Meter S.No	CT/PT ratio	Import (MU)	Export (MU)		
B.1		State Periphery	400KV			Colvale ICT1	Metered (Manual)	Functional	30/09/2023			PGCL ABT meter				NP-2419A	600/1	290.13		
B.2		State Periphery	400KV			Colvale ICT 2	Metered (Manual)	Functional	30/09/2023			PGCL ABT meter				NP-2348A	600/1	290.85		
B.3		State Periphery	400KV			Colvale ICT 3	Metered (Manual)	Functional	30/09/2023			PGCL ABT meter				NP-2452A	600/1	265.36		
B.4		State Periphery	220kV			Mahakami-Amoñk	Metered (Manual)	Functional	30/09/2023			PGCL ABT meter				NP-2221A	800/1	69.32		
B.5		State Periphery	220kV			Tilari-Amoñk	Metered (Manual)	Functional	30/09/2023			PGCL ABT meter				NP2283A	800/1	64.89		
B.6		State Periphery	220kV			Ambewadi-Xeldem	Metered (Manual)	Functional	30/09/2023			PGCL ABT meter				NP-5506-A	400/1	195.36		
B.7		State Periphery	220kV			Ambewadi-Ponda	Metered (Manual)	Functional	30/09/2023			PGCL ABT meter				NP-5511-A	800/1	4.77		
B.8		Within Goa	33 kV															24.69		
B.9		Within Goa	11kV															1.11		
B.10		Within Goa	LT kV															2.71		
B.11																				
B.12																				
B.13																				


 SUPERINTENDING ENGINEER (Pig)
 ELECTRICITY DEPARTMENT
 PANAJIM - GOA

B.1397																		
B.1398																		
B.1399																		
B.1400																		
B.1001																1209.19	0.00	
B.1002																		1209.19

Total (MU)
Net input energy at DISCOM periphery (MU)

Color code	Parameter
	Please enter voltage level or leave blank
	Please enter feeder id and name or leave blank
	Enter meter no or leave blank
	Enter CT/PT ratio or leave blank
0	Please enter numeric value or 0
	Please select yes or no from list
	Formula protected

I/we undertake that the information supplied in this Document and Pro-forma is accurate to the best of my knowledge and if any of the information supplied is found to be incorrect and such information result into loss to the Central Government or State Government or any of the authority under them or any other person affected, I/we undertake to indemnify such loss.

HW

Authorised Signatory and Seal

 Name of Authorised Signatory
 Name of the DISCOM:
 Full Address:-

HW

Signature:-
 Name of Energy Manager*:
 Registration Number:-


**SUPERINTENDING ENGINEER (Plg)
 ELECTRICITY DEPARTMENT
 PANAJIM - GOA**

Details of Input Energy Sources

Period From


A. Generation at Transmission Periphery (Details)

S.No.	Name of Generation Station	Generation Capacity (In MW)	Type of Station Generation (Based- Solid (Coal ,Lignite)/Liquid/Gas/Renewable (biomass-bagasse)/Others)	Type of Contract (in years/months/days)	Type of Grid (Intra-state/Inter-state)	Point of Connection (POC) Loss MU	Voltage Level (At input)	Remarks (Source of data)
1	KSTPS	215.32	Thermal		Grid)		220kV	
2	VSTPS-I	39.68	Thermal		Grid)		220kV	
3	VSTPS-II	15.55	Thermal	2027	Grid)		220kV	
4	VSTPS-III	13.56	Thermal	2028	Grid)		220kV	
5	VSTPS-IV	16.12	Thermal	2033	Grid)		220kV	
6	VSTPS-V	7.64	Thermal	2035	Grid)		220kV	
7	Sipat Stage-I	29.74	Thermal	2027	Grid)		220kV	
8	Sipat Stage-II	13.38	Thermal	2028	Grid)		220kV	
9	Mouda I	16.12	Thermal	2032	Grid)		220kV	
10	Mouda II	20.99	Thermal	2035	Grid)		220kV	
11	Kawas Gas PP	12.4	Gas		Grid)		220kV	
12	Gandhar Gas PP	12.66	Gas		Grid)		220kV	
13	Gadarwara STPS	22.42	Thermal	2037	Grid)		220kV	
14	Solapur STPS	21.58	Thermal	2035	Grid)		220kV	
15	Khargone STPS	18.24	Thermal	2037	Grid)		220kV	
16	Lara STPS	15.15	Thermal	2035	Grid)		220kV	
17	Ramagundum STPS	99.96	Thermal		Grid)		220kV	
18	KSTPS-III	6.96	Thermal	2035	Grid)		220kV	
19	KAPS	16.25	Nuclear	2031	Grid)		220kV	
20	TAPS	15.23	Nuclear	2031	Grid)		220kV	
21	Vedanta Plant-1	30	Gas	2022 (agreement will be mutually renewed)	Intra-State		33 kV	
22	Vedanta Plant-2	30	Gas	2024	Intra-State		33 kV	
23	Goa Sponge and Pvt Ltd	12	Thermal	2022 (agreement will be mutually renewed)	Intra-State		33 kV	
24	NVVNL Solar	6	RE (Solar)	2022	Grid)		220kV	
25	SECI Solar	25	RE (Solar)	2040	Grid)		220kV	
26	SECI Wind (Tranche II)	50	RE (Wind)	2042	Grid)		220kV	
26	SECI Wind (Tranche VI)	50	RE (Wind)	2044	Grid)		220kV	


 SUPERINTENDING ENGINEER (PIg)
 ELECTRICITY DEPARTMENT
 PANAJIM - GOA

B. Embedded Generation in DISCOM Area

S.No	Name of Generation Station	Generation Capacity (In MW)	Type of Station (Generation Based Solid/Liquid/Gas/Renewable/Others)	Type of Contract	Type of Grid	Voltage Level (KVA)	Circle Load (MW)	Received at Circle (KVA)	Received at Circle (In MU)	Division Level Load (MW)	Received at Division Level (KVA)	Received at Division Level (In MU)	Sub-Division Level Load (MW)	Received at Sub-Division Level (KVA)	Received at Sub-Division Level (In MU)	Remarks (Source of data)	
1	Vedanta Plant-1	30	Gas	Medium Term	State Grid											10.06	
2	Vedanta Plant-2	30	Gas	Medium Term	State Grid											13.61	
3	Goa Sponge and Pvt Ltd	12	Gas	Medium Term	State Grid											1.02	
	Hindustan Waste Treatment	1540 kw/ 10 MUs	Others: Municipal Solid Waste	Medium Term	State Grid											1.11	


 SUPERINTENDING ENGINEER (Pig)
 ELECTRICITY DEPARTMENT
 PANAJIM-GOIA


(Details of Feeder-wise losses)

Period From 01/09/2023 To 30/09/2023

Table with 16 columns: SI No., Zone, Received at Circle (In MU), Received at Division (In MU), Received at Sub-division (In MU), Name of the Station, Feeder Code/ID, Feeder Name, Type of Feeder (Urban/Mixed/Industrial/Agricultural/Rural), Type of feeder meter (AMI/AMR/Other), Received at Feeder (Final in MU), Feeder Consumption (In MU), Final Net Export at Feeder Level (In MU), T&D losses, AT&C losses, % Data Received through Automatically (If feeder AMR/AMI), Remarks. The table lists 73 rows of data for various feeders in the North zone, mostly reporting 'Not Matching Due to Back Feed'.


SUPERINTENDING ENGINEER (PIG)
ELECTRICITY DEPARTMENT
PANAJIM - GOA

74	North	Porvorim	1S09-1112	Audit bhavan	URBAN	Other	3.74	3.65	2.449	Not Matching Due to Back Feer
75	North	Porvorim	1S09-1113	Devashri Feeder	URBAN	Other	0.51	0.49	5.060	Not Matching Due to Back Feer
76	North	Porvorim	1S09-1114	Highland Villa	URBAN	Other	2.11	1.89	10.152	Not Matching Due to Back Feer
77	North	SALIGAO	1S10-1101	INDUSTRY	URBAN	Yes	1.81	1.69	6.616	Not Matching Due to Back Feer
78	North	SALIGAO	1S10-1102	CANDOLIM CHURCH	RURAL	Yes	1.15	0.83	27.361	Not Matching Due to Back Feer
79	North	SALIGAO	1S10-1103	SHERVANI	RURAL	Yes	3.02	2.87	5.086	Not Matching Due to Back Feer
80	North	SALIGAO	1S10-1104	SALIGAO	RURAL	Yes	3.31	3.13	5.649	Not Matching Due to Back Feer
81	North	SALIGAO	1S10-1105	BETIM	RURAL	Yes	3.56	3.31	7.095	Not Matching Due to Back Feer
82	North	SALIGAO	1S10-1106	INDUSTRY o/h	URBAN	Yes	2.85	2.58	9.330	Not Matching Due to Back Feer
83	North	SALIGAO	1S10-1107	NAVY	RURAL	Yes	0.37	0.34	7.699	Not Matching Due to Back Feer
84	North	SALIGAO	1S10-1108	NERUL	RURAL	Yes	2.71	2.40	11.449	Not Matching Due to Back Feer
85	North	SALIGAO	1S10-1109	GAURAVADDO	URBAN	Yes	2.59	2.23	13.734	Not Matching Due to Back Feer
86	North	SALIGAO	1S10-1110	PIRLERNE	RURAL	Yes	0.47	0.43	8.746	Not Matching Due to Back Feer
87	North	Valpoi	1S11-1101	Bhironda	RURAL	Yes	1.85	1.54	17.016	Not Matching Due to Back Feer
88	North	Valpoi	1S11-1102	Saleli	RURAL	Yes	0.98	0.74	23.780	Not Matching Due to Back Feer
89	North	Valpoi	1S11-1103	Thana	RURAL	Yes	1.28	0.96	24.928	Not Matching Due to Back Feer
90	North	Valpoi	1S11-1104	Nagargao	RURAL	Yes	0.77	0.73	4.725	Not Matching Due to Back Feer
91	North	Valpoi	1S11-1105	City	RURAL	Yes	2.27	2.10	7.522	Not Matching Due to Back Feer
92	North	Valpoi	1S11-1106	Dabose	RURAL	Yes	0.41	0.20	51.921	Not Matching Due to Back Feer
93	North	CANDOLIM	1S12-1101	XIMER	RURAL	Yes	5.60	5.35	4.522	Not Matching Due to Back Feer
94	North	CANDOLIM	1S12-1102	KAMAT	RURAL	Yes	3.52	3.18	9.741	Not Matching Due to Back Feer
95	North	CANDOLIM	1S12-1103	CANDOLIM	RURAL	Yes	4.87	4.56	6.203	Not Matching Due to Back Feer
96	North	CANDOLIM	1S12-1104	TARCAR	RURAL	Yes	5.14	4.87	5.310	Not Matching Due to Back Feer
97	North	CANDOLIM	1S12-1105	SINQUERIM	RURAL	Yes	3.70	3.38	8.552	Not Matching Due to Back Feer
98	North	CANDOLIM	1S12-1106	HIGHLAND	RURAL	Yes	4.87	4.59	5.884	Not Matching Due to Back Feer
99	North	Amona	1S13-1101	Maina	RURAL	Yes	0.23	0.21	10.742	Not Matching Due to Back Feer
100	North	Amona	1S13-1102	Naveli	RURAL	Yes	1.25	0.92	26.006	Not Matching Due to Back Feer
101	North	Amona	1S13-1103	Amona Marcel	URBAN	Yes	2.02	1.86	8.007	Not Matching Due to Back Feer
102	North	Amona	1S13-1104	Pissurlem IDC	RURAL	Other	2.95	2.68	8.954	Not Matching Due to Back Feer
103	North	Pale	1S14-1101	Nanus	RURAL	Yes	0.99	0.92	7.025	Not Matching Due to Back Feer
104	North	Pale	1S14-1102	Kothambi	RURAL	Yes	0.33	0.31	5.422	Not Matching Due to Back Feer
105	North	Pale	1S14-1103	Barazan	RURAL	Yes	1.89	1.61	15.043	Not Matching Due to Back Feer
106	North	Anjuna	1S15-1101	Tembi	URBAN	Yes	2.96	2.60	12.107	Not Matching Due to Back Feer
107	North	Anjuna	1S15-1102	Vagator	RURAL	Yes	2.22	2.06	6.993	Not Matching Due to Back Feer
108	North	Anjuna	1S15-1103	Starco	RURAL	Yes	3.17	3.01	5.067	Not Matching Due to Back Feer
109	North	Anjuna	1S15-1104	Shapura	URBAN	Yes	3.77	3.43	8.994	Not Matching Due to Back Feer
110	North	Sal	1S16-1101	Sal	RURAL	Other RTDAS	0.71	0.68	3.454	Not Matching Due to Back Feer
111	North	Sal	1S16-1102	Ibrampur	RURAL	Other RTDAS	0.67	0.64	4.185	Not Matching Due to Back Feer
112	North	Sal	1S16-1103	Kasarpal	RURAL	Yes	1.45	1.24	14.244	Not Matching Due to Back Feer
113	North	Sal	1S16-1104	Menkurem UG	RURAL	Other RTDAS	0.36	0.07	78.889	Not Matching Due to Back Feer
114	North	Karaswada	1S17-1101	Industry	URBAN	Other RTDAS	2.19	2.07	5.633	Not Matching Due to Back Feer
115	North	Karaswada	1S17-1102	Acoi	RURAL	Other RTDAS	2.89	2.83	2.277	Not Matching Due to Back Feer
116	North	Karaswada	1S17-1104	Spice Goa	RURAL	Other RTDAS	0.38	0.36	4.665	Not Matching Due to Back Feer
117	North	CALANGUTE	1S18-1101	MARIA ROSA	RURAL	Other RTDAS	1.72	1.64	4.492	Not Matching Due to Back Feer
118	North	CALANGUTE	1S18-1102	CACULO	RURAL	Other RTDAS	2.03	1.90	6.399	Not Matching Due to Back Feer
119	North	CALANGUTE	1S18-1103	POST OFFICE	RURAL	Other RTDAS	3.48	3.43	1.382	Not Matching Due to Back Feer
120	North	CALANGUTE	1S18-1104	SHIVAM	RURAL	Other RTDAS	0.00	0.00	9.102	Not Matching Due to Back Feer
121	North	CALANGUTE	1S18-1105	MARK MEMORIAL	URBAN	Other RTDAS	0.59	0.51	14.644	Not Matching Due to Back Feer
122	North	CALANGUTE	1S18-1106	WEENA	RURAL	Other RTDAS	2.65	2.60	2.036	Not Matching Due to Back Feer
123	North	Corlim	2S01-1101	Dhulapi	RURAL	Yes	1.26	0.94	25.398	Not Matching Due to Back Feer
124	North	Corlim	2S01-1102	Old Goa	RURAL	Yes	3.53	3.36	4.743	Not Matching Due to Back Feer
125	North	Corlim	2S01-1103	New Industry	URBAN	Yes	3.53	3.28	7.147	Not Matching Due to Back Feer
126	North	Corlim	2S01-1104	Carambolim	RURAL	Yes	3.20	2.87	10.486	Not Matching Due to Back Feer
127	North	Corlim	2S01-1105	Old Industry	URBAN	Yes	0.42	0.21	49.460	Not Matching Due to Back Feer
128	North	Corlim	2S01-1106	Mollar	RURAL	Yes	1.21	0.87	28.313	Not Matching Due to Back Feer
129	North	Corlim	2S01-1107	Kumbarjua	RURAL	Yes	2.33	2.04	12.548	Not Matching Due to Back Feer
130	North	Corlim	2S01-1109	Diwar	RURAL	Yes	3.97	3.76	5.393	Not Matching Due to Back Feer
131	North	Corlim	2S01-1110	Kadamba	RURAL	Yes	2.64	2.36	10.500	Not Matching Due to Back Feer
132	North	EDC Patto Plaza	2S02-1101	Old bus stand	URBAN	Yes	1.29	1.13	12.149	Not Matching Due to Back Feer
133	North	EDC Patto Plaza	2S02-1102	Ribandar	URBAN	Yes	1.62	1.52	6.475	Not Matching Due to Back Feer
134	North	EDC Patto Plaza	2S02-1103	Patto-Plaza	URBAN	Yes	0.49	0.44	10.634	Not Matching Due to Back Feer
135	North	EDC Patto Plaza	2S02-1104	Vidyut Bhawan	URBAN	Yes	1.29	1.14	11.343	Not Matching Due to Back Feer
136	North	EDC Patto Plaza	2S02-1105	Neugi Nagar	URBAN	Yes	2.03	1.74	14.582	Not Matching Due to Back Feer
137	North	EDC Patto Plaza	2S02-1106	Ginger	URBAN	Yes	1.36	1.15	15.042	Not Matching Due to Back Feer
138	North	EDC Patto Plaza	2S02-1107	Kanaka	URBAN	Yes	1.02	0.82	19.186	Not Matching Due to Back Feer
139	North	EDC Patto Plaza	2S02-1108	BALBHARTI	URBAN	Yes	0.83	0.66	21.147	Not Matching Due to Back Feer
140	North	EDC Patto Plaza	2S02-1109	CENTRAL LIBRARY	URBAN	Other	1.13	0.92	19.292	Not Matching Due to Back Feer
141	North	EDC Patto Plaza	2S02-1110	PRINTING PRESS	URBAN	Other	1.11	0.86	22.542	Not Matching Due to Back Feer
142	North	Campal	2S03-1101	Market	URBAN	Yes	0.00	0.00	0.000	Not Matching Due to Back Feer
143	North	Campal	2S03-1102	LA-Campal	URBAN	Yes	2.01	1.68	16.335	Not Matching Due to Back Feer
144	North	Campal	2S03-1103	City	RURAL	Yes	1.60	1.34	16.316	Not Matching Due to Back Feer
145	North	Campal	2S03-1104	Indoor Stadium	URBAN	Yes	1.39	1.19	14.590	Not Matching Due to Back Feer
146	North	Campal	2S03-1105	Adarsh	URBAN	Yes	1.86	1.58	15.131	Not Matching Due to Back Feer
147	North	Campal	2S03-1106	Ideal School	URBAN	Yes	0.26	0.21	21.194	Not Matching Due to Back Feer
148	North	Campal	2S03-1107	St. Inez	URBAN	Yes	0.00	0.00	0.000	Not Matching Due to Back Feer
149	North	Altinho	2S04-1101	National	URBAN	Yes	1.98	1.88	4.902	Not Matching Due to Back Feer
150	North	Altinho	2S04-1102	Inox	URBAN	Yes	1.12	0.93	17.665	Not Matching Due to Back Feer
151	North	Altinho	2S04-1103	Circuit House	URBAN	Yes	1.38	1.26	8.702	Not Matching Due to Back Feer
152	North	Altinho	2S04-1104	Alcon	URBAN	Yes	1.01	0.83	17.368	Not Matching Due to Back Feer
153	North	Altinho	2S04-1105	Campal	URBAN	Yes	1.19	0.99	17.157	Not Matching Due to Back Feer
154	North	Altinho	2S04-1106	Manoshanti	URBAN	Yes	1.43	1.22	14.744	Not Matching Due to Back Feer


 SUPERINTENDING ENGINEER (Plg)
 ELECTRICITY DEPARTMENT
 PANAJIM - GOA

236	South	Verna	3504-1105	JORDAN	URBAN	Yes	5.13	4.83	5.753	Not Matching Due to Back Fee
237	South	Verna	3504-1106	NAGOA	RURAL	Yes	2.96	2.79	5.844	Not Matching Due to Back Fee
238	South	Verna	3504-1107	CORTALIM	RURAL	Yes	1.15	1.02	11.048	Not Matching Due to Back Fee
239	South	Verna	3504-1108	Lokmat	URBAN	Yes	0.38	0.24	37.818	Not Matching Due to Back Fee
240	South	Verna	3504-1109	SMARTLINK	URBAN	Yes	1.78	1.66	6.255	Not Matching Due to Back Fee
241	South	Verna	3504-1110	Oxynitro	RURAL	Other	0.26	0.13	48.963	Not Matching Due to Back Fee
242	South	Verna	3504-1111	Quellosim	RURAL	Other	3.01	2.68	10.840	Not Matching Due to Back Fee
243	South	MAJORDA	3505-1101	RAMESH	URBAN	Yes	1.17	0.84	28.017	Not Matching Due to Back Fee
244	South	MAJORDA	3505-1102	MAJORDA	RURAL	Yes	2.16	1.89	12.194	Not Matching Due to Back Fee
245	South	MAJORDA	3505-1103	UTORDA	RURAL	Yes	2.76	2.69	2.728	Not Matching Due to Back Fee
246	South	MAJORDA	3505-1104	ARROSSIM	RURAL	Yes	2.10	2.08	1.177	Not Matching Due to Back Fee
247	South	MAJORDA	3505-1105	DUGUEM	RURAL	Yes	2.66	2.64	0.699	Not Matching Due to Back Fee
248	South	MAJORDA	3505-1106	NUVEM	RURAL	Yes	1.71	1.66	3.141	Not Matching Due to Back Fee
249	South	Bogda	3506-1101	Headland	URBAN	Yes	1.25	1.23	1.842	Not Matching Due to Back Fee
250	South	Bogda	3506-1102	Brahmasthan	URBAN	Yes	2.84	2.80	1.287	Not Matching Due to Back Fee
251	South	Bogda	3506-1103	Harbour	URBAN	Yes	1.05	1.03	2.061	Not Matching Due to Back Fee
252	South	Bogda	3506-1104	Antarctica	URBAN	Yes	1.71	1.69	1.611	Not Matching Due to Back Fee
253	South	Bogda	3506-1105	Masjid	RURAL	Yes	1.83	1.80	1.574	Not Matching Due to Back Fee
254	South	Raia	4501-1101	RAIA	RURAL	Yes	2.17	2.07	4.715	Not Matching Due to Back Fee
255	South	Raia	4501-1102	LOUTOLIM	RURAL	Yes	3.05	2.74	10.224	Not Matching Due to Back Fee
256	South	Raia	4501-1103	SANTEMOL	RURAL	Yes	1.08	0.75	30.197	Not Matching Due to Back Fee
257	South	Raia	4501-1104	RACHOL	RURAL	Yes	0.63	0.63	1.095	Not Matching Due to Back Fee
258	South	Raia	4501-1105	CURTORIM	RURAL	Yes	2.90	2.78	4.166	Not Matching Due to Back Fee
259	South	Fatorda	4502-1101	Ambaji	URBAN	Yes	0.60	0.21	65.399	Not Matching Due to Back Fee
260	South	Fatorda	4502-1102	OLD MARKET	URBAN	Yes	3.42	3.33	2.811	Not Matching Due to Back Fee
261	South	Fatorda	4502-1103	CHOWGULE	URBAN	Yes	4.95	4.60	7.093	Not Matching Due to Back Fee
262	South	Fatorda	4502-1104	BORDA 1	URBAN	Yes	4.63	4.31	6.997	Not Matching Due to Back Fee
263	South	Fatorda	4502-1105	fatorda	URBAN	Yes	2.68	2.56	4.219	Not Matching Due to Back Fee
264	South	Fatorda	4502-1106	GOGOL	RURAL	Yes	5.06	4.96	1.909	Not Matching Due to Back Fee
265	South	Fatorda	4502-1107	BORDA 2	RURAL	Other RTDAS	0.03	0.00	82.960	Not Matching Due to Back Fee
266	South	Monte-Hill	4503-1101	GVN-II	URBAN	Yes	0.65	0.46	30.133	Not Matching Due to Back Fee
267	South	Monte-Hill	4503-1102	GVN-I	URBAN	Yes	4.44	4.17	6.031	Not Matching Due to Back Fee
268	South	Monte-Hill	4503-1103	Lohia-I	URBAN	Yes	0.35	0.25	29.074	Not Matching Due to Back Fee
269	South	Monte-Hill	4503-1104	Adarsh	URBAN	Yes	1.21	1.20	1.234	Not Matching Due to Back Fee
270	South	Monte-Hill	4503-1105	Hari Mandir-I	URBAN	Yes	1.15	1.02	11.125	Not Matching Due to Back Fee
271	South	Monte-Hill	4503-1106	Mutt	URBAN	Yes	0.87	0.61	29.473	Not Matching Due to Back Fee
272	South	Monte-Hill	4503-1107	Lohiya -II	URBAN	Yes	0.07	0.05	24.008	Not Matching Due to Back Fee
273	South	Monte-Hill	4503-1108	Harimandir-II	URBAN	Yes	1.32	0.93	29.862	Not Matching Due to Back Fee
274	South	Aquem	4504-1101	Khareband	URBAN	Yes	1.33	0.94	29.596	Not Matching Due to Back Fee
275	South	Aquem	4504-1102	Housing Board UG	RURAL	Yes	1.38	1.26	8.755	Not Matching Due to Back Fee
276	South	Aquem	4504-1103	Housing Board OH	URBAN	Yes	1.52	1.50	1.557	Not Matching Due to Back Fee
277	South	Aquem	4504-1104	Margao III	URBAN	Yes	1.79	1.61	9.817	Not Matching Due to Back Fee
278	South	Aquem	4504-1105	Malbhat	URBAN	Yes	3.14	2.80	10.936	Not Matching Due to Back Fee
279	South	Aquem	4504-1106	Davorlim	RURAL	Yes	0.15	0.10	29.074	Not Matching Due to Back Fee
280	South	Aquem	4504-1106	DAVORLIM	RURAL	Yes	0.15	0.10	29.074	Not Matching Due to Back Fee
281	South	Aquem	4504-1107	Margao I	URBAN	Yes	0.09	0.06	29.074	Not Matching Due to Back Fee
282	South	Aquem	4504-1108	Aquem Baixo	URBAN	Yes	0.99	0.70	29.426	Not Matching Due to Back Fee
283	South	Aquem	4504-1109	Khareband II	RURAL	Yes	1.90	1.54	18.866	Not Matching Due to Back Fee
284	South	KRC	4505-1101	NAVELIM OH	RURAL	Yes	3.27	3.02	7.444	Not Matching Due to Back Fee
285	South	KRC	4505-1102	MANDOPA	RURAL	Yes	3.58	3.33	7.021	Not Matching Due to Back Fee
286	South	KRC	4505-1103	MES	RURAL	Yes	2.61	2.31	11.583	Not Matching Due to Back Fee
287	South	NESSAI	4506-1101	IDC	RURAL	Yes	2.68	2.42	9.631	Not Matching Due to Back Fee
288	South	NESSAI	4506-1102	PARODA	RURAL	Yes	2.97	2.96	0.448	Not Matching Due to Back Fee
289	South	NESSAI	4506-1103	CHANDOR	RURAL	Yes	1.99	1.69	14.839	Not Matching Due to Back Fee
290	South	NESSAI	4506-1104	GOA CARBON	URBAN	Yes	3.25	3.00	7.667	Not Matching Due to Back Fee
291	South	Benaulim	4507-1101	BENAUJIM	RURAL	Yes	4.51	4.42	1.808	Not Matching Due to Back Fee
292	South	Benaulim	4507-1102	COLVA	RURAL	Yes	3.70	3.45	6.611	Not Matching Due to Back Fee
293	South	Benaulim	4507-1103	BETALBATIM	RURAL	Yes	2.79	2.47	11.268	Not Matching Due to Back Fee
294	South	Benaulim	4507-1104	MOBOR	RURAL	Yes	1.57	1.37	13.040	Not Matching Due to Back Fee
295	South	Benaulim	4507-1105	VARCA	RURAL	Yes	3.21	2.82	12.259	Not Matching Due to Back Fee
296	South	Benaulim	4507-1106	TRINITY	RURAL	Yes	1.53	1.20	21.367	Not Matching Due to Back Fee
297	South	Benaulim	4507-1107	COLVA EXPRESS	URBAN	Yes	2.76	2.46	10.991	Not Matching Due to Back Fee
298	South	Carmona	4508-1101	Zalor	RURAL	Yes	0.33	0.30	9.297	Not Matching Due to Back Fee
299	South	Carmona	4508-1102	Janoth Bazar	URBAN	Yes	1.50	1.16	23.049	Not Matching Due to Back Fee
300	South	Carmona	4508-1103	Xiro	RURAL	Yes	1.00	0.95	5.196	Not Matching Due to Back Fee
301	South	Carmona	4508-1104	Cavellosim	RURAL	Yes	1.46	1.37	5.902	Not Matching Due to Back Fee
302	South	Cuncolim	4509-1101	IDC-II	RURAL	Yes	3.31	3.26	1.509	Not Matching Due to Back Fee
303	South	Cuncolim	4509-1102	IDC-I	RURAL	Yes	4.79	4.52	5.672	Not Matching Due to Back Fee
304	South	Cuncolim	4509-1103	Balli	RURAL	Yes	2.11	2.07	1.828	Not Matching Due to Back Fee
305	South	Cuncolim	4509-1104	Chinchinim	RURAL	Yes	0.65	0.54	17.291	Not Matching Due to Back Fee
306	South	Cuncolim	4509-1105	Cuncolim	RURAL	Yes	2.92	2.56	12.378	Not Matching Due to Back Fee
307	South	Cuncolim	4509-1106	Dramapur	RURAL	Yes	1.17	0.96	18.029	Not Matching Due to Back Fee
308	South	Cuncolim	4509-1107	Pattem	RURAL	Yes	1.39	1.13	18.165	Not Matching Due to Back Fee
309	South	Velim	4510-1101	Assolna	RURAL	Yes	1.90	1.83	3.637	Not Matching Due to Back Fee
310	South	Velim	4510-1102	Betul	RURAL	Yes	1.37	1.16	15.307	Not Matching Due to Back Fee
311	South	Velim	4510-1103	Kumbeabhatt	RURAL	Yes	0.56	0.43	24.080	Not Matching Due to Back Fee
312	South	Velim	4510-1104	Chinchinim U/G	RURAL	Other	2.19	1.89	13.681	Not Matching Due to Back Fee
313	South	Velim	4510-1105	Dramapur U/G	RURAL	Other	1.34	1.26	6.353	Not Matching Due to Back Fee
314	South	Canacona	4511-1101	Agonda	RURAL	Yes	2.27	2.00	12.106	Not Matching Due to Back Fee
315	South	Canacona	4511-1102	Shristhal	RURAL	Yes	3.88	3.62	6.735	Not Matching Due to Back Fee
316	South	Canacona	4511-1104	Gaondongrim	RURAL	Yes	0.91	0.54	40.508	Not Matching Due to Back Fee

317	South			Canacona	4S11-1105	Palolem	URBAN	Yes	3.17	2.99		5.611			Not Matching Due to Back Fees
318	South			Canacona	4S11-1106	Gulem	RURAL	Yes	0.62	0.23		63.273			Not Matching Due to Back Fees
319	South			Ponguinim (Muthal)	4S12-1101	Link Line	RURAL	Yes	0.89	0.49		44.339			Not Matching Due to Back Fees
320	South			Ponguinim (Muthal)	4S12-1102	Marli Tirval	RURAL	Yes	0.20	0.02		90.272			Not Matching Due to Back Fees
321	South			Ponguinim (Muthal)	4S12-1103	Cotigao	RURAL	Yes	0.47	0.40		14.044			Not Matching Due to Back Fees
322	South			Ponguinim (Muthal)	4S12-1104	Poinguinim	RURAL	Yes	0.67	0.60		10.449			Not Matching Due to Back Fees
323	South			Ponguinim (Muthal)	4S12-1105	Loliem	RURAL	Yes	1.35	0.96		28.801			Not Matching Due to Back Fees
324	South			PONTEMOL	4S13-1101	TOWN-I	URBAN	Yes	2.45	2.24		8.690			Not Matching Due to Back Fees
325	South			PONTEMOL	4S13-1102	PANCHWADI	RURAL	Yes	2.21	2.08		6.041			Not Matching Due to Back Fees
326	South			PONTEMOL	4S13-1103	IDC	RURAL	Yes	1.22	1.19		2.540			Not Matching Due to Back Fees
327	South			PONTEMOL	4S13-1104	KALAY	RURAL	Yes	0.29	0.00		98.876			Not Matching Due to Back Fees
328	South			PONTEMOL	4S13-1105	BANSAL	RURAL	Yes	1.81	1.48		18.115			Not Matching Due to Back Fees
329	South			PONTEMOL	4S13-1106	TOWN-II	URBAN	Yes	1.38	1.29		7.022			Not Matching Due to Back Fees
330	South			PONTEMOL	4S13-1107	DABAL	RURAL	Yes	1.13	1.03		9.114			Not Matching Due to Back Fees
331	South			PONTEMOL	4S13-1108	KAKODA	URBAN	Yes	1.21	1.19		1.161			Not Matching Due to Back Fees
332	South			PONTEMOL	4S13-1109	HODAR	RURAL	Yes	0.84	0.59		29.684			Not Matching Due to Back Fees
333	South			SHIGAO	4S14-1101	Collem	RURAL	Yes	0.85	0.82		3.123			Not Matching Due to Back Fees
334	South			SHIGAO	4S14-1102	Mollem	RURAL	Yes	0.37	0.32		13.970			Not Matching Due to Back Fees
335	South			Shigao	4S14-1103	Dhat	RURAL	Yes	0.46	0.46		0.998			Not Matching Due to Back Fees
336	South			Shigao	4S14-1104	SAVARGAL	RURAL	Other	0.84	0.50		41.248			Not Matching Due to Back Fees
337	South			Xeldem	4S15-1101	Xelvona	RURAL	Yes	1.17	1.14		2.384			Not Matching Due to Back Fees
338	South			Xeldem	4S15-1102	Rivona	RURAL	Yes	1.92	1.61		15.930			Not Matching Due to Back Fees
339	South			Xeldem	4S15-1103	Quepem	URBAN	Yes	2.75	2.71		1.569			Not Matching Due to Back Fees
340	South			Xeldem	4S15-1104	Assolda	RURAL	Yes	1.31	0.98		25.050			Not Matching Due to Back Fees
341	South			Rivona	4S16-1101	Maina	RURAL	Yes	0.65	0.29		54.499			Not Matching Due to Back Fees
342	South			Rivona	4S16-1102	Sulcorna	RURAL	Yes	0.27	0.26		1.813			Not Matching Due to Back Fees
343	South			Rivona	4S16-1103	Colomba	RURAL	Yes	0.17	0.17		4.692			Not Matching Due to Back Fees
344	South			Waddem	4S17-1101	Bhati	RURAL	Yes	0.27	0.27		1.998			Not Matching Due to Back Fees
345	South			Waddem	4S17-1102	Netravali	RURAL	Yes	0.66	0.62		5.798			Not Matching Due to Back Fees
346	South			Xelpem	4S18-1101	Sanguem	URBAN	Yes	1.44	1.33		7.585			Not Matching Due to Back Fees
347	South			Xelpem	4S18-1102	Ponsamol	RURAL	Yes	1.13	0.80		28.916			Not Matching Due to Back Fees
348	South			Xelpem	4S18-1103	Barazan	RURAL	Yes	0.83	0.58		30.443			Not Matching Due to Back Fees
349	South			Xelpem	4S18-1104	Malkarnem	RURAL	Yes	0.55	0.46		17.365			Not Matching Due to Back Fees
350	South			Xelpem	4S18-1105	Dando	RURAL	Yes	0.29	0.20		31.261			Not Matching Due to Back Fees


 SUPERINTENDING ENGINEER (Plg)
 ELECTRICITY DEPARTMENT
 PANAJIM - GOA