

## General Information


<b>1</b>	<b>Name of the DISCOM</b>	TP SOUTHERN ODISHA DISTRIBUTION LIMITED (erstwhile		
<b>2</b>	<b>i) Year of Establishment</b>	2021 (erstwhile SOUTHCO 1997)		
	<b>ii) Government/Public/Private</b>	PPP		
<b>3</b>	<b>DISCOM's Contact details &amp; Address</b>			
<b>i</b>	City/Town/Village	BERHAMPUR		
<b>ii</b>	District	GANJAM		
<b>iii</b>	State	ODISHA	Pin	760004
<b>iv</b>	Telephone		Fax	
<b>4</b>	<b>Registered Office</b>			
<b>i</b>	Company's Chief Executive Name	Mr. Amit Kumar Garg		
<b>ii</b>	Designation	Chief Executive Officer		
<b>iii</b>	Address	Kamapalli, Courtpeta		
<b>iv</b>	City/Town/Village	BERHAMPUR	P.O.	MEDICAL CAMPUS
<b>v</b>	District	GANJAM		
<b>vi</b>	State	ODISHA	Pin	760004
<b>vii</b>	Telephone		Fax	
<b>5</b>	<b>Nodal Officer Details*</b>			
<b>i</b>	Nodal Officer Name (Designated at DISCOM's)	Mr. Saumitro Banerjee		
<b>ii</b>	Designation	Head		
<b>iii</b>	Address	Kamapalli, Courtpeta		
<b>iv</b>	City/Town/Village	BERHAMPUR	P.O.	MEDICAL
<b>v</b>	District	GANJAM		
<b>vi</b>	State	ODISHA	Pin	760004
<b>vii</b>	Telephone		Fax	
<b>6</b>	<b>Energy Manager Details*</b>			
<b>i</b>	Name	Mr. Ratan Kuber		
<b>ii</b>	Designation	Lead Engineer	Whether EA or EM	EM
<b>iii</b>	EA/EM Registration No.	EA-32475/21		
<b>iv</b>	Telephone		Fax	
<b>v</b>	Mobile	9777333245	E-mail ID	<a href="mailto:energyaudit@tpsouthernodisha.com">energyaudit@tpsouthernodisha.com</a>
<b>7</b>	<b>Period of Information</b>			
	Year of (FY) information including Date and Month (Start & End)	1st July, 2023 - 30th Sept, 2023		

**Performance Summary of Electricity Distribution Companies**


<b>1</b>	Period of Information Year of (FY) information including Date and Month (Start & End)	1st July, 2023 - 30th Sept, 2023	
<b>2</b>	<b>Technical Details</b>		
<b>(a)</b>	<b>Energy Input Details</b>		
(i)	Input Energy Purchase (From Generation Source)	Million kwh	1122.72
(ii)	Net input energy (at DISCOM Periphery after adjusting the transmission losses and energy traded)	Million kwh	1122.54
(iii)	Total Energy billed (is the Net energy billed, adjusted for energy traded))	Million kwh	860.05
<b>(b)</b>	Transmission and Distribution (T&D) loss Details	Million kwh	262.49
		%	23.38%
	Collection Efficiency	%	93.06%
<b>(c)</b>	Aggregate Technical & Commercial Loss	%	28.70%

**I/We undertake that the information supplied in this Document and Pro-forma is accurate to the best of my knowledge and if any of the information supplied is found to be incorrect and such information result into loss to the Central Government or State Government or any of the authority under them or any other person affected, I/we undertake to indemnify such loss.**

**Authorised Signatory and Seal**



Name of Authorised Signatory: **Vijay Parkash Sharma**  
 Name of the DISCOM: **Chief Commercial Services**  
 Full Address:- **TPSODL, Berhampur, Gm.**

Signature:-   
 Name of AEA\*: **RATANA KUBER**  
 Registration Number: **EA-32475/21**

Seal

### Form-Details of Input Infrastructure

1	Parameters	Total	Covered during in audit	Verified by Auditor in Sample Check	Remarks (Source of data)
i	Number of circles	6			
ii	Number of divisions	19			
iii	Number of sub-divisions	51			
iv	Number of feeders	1077			
v	Number of DTs	59817			
vi	Number of consumers	2268961			
<b>2</b>	<b>Parameters</b>	<b>66kV and above</b>	<b>33kV</b>	<b>11/22kV</b>	<b>LT</b>
a. i.	Number of conventional metered consumers	19	140	974	2217762
ii	Number of consumers with 'smart' meters	0	0	4862	45204
iii	Number of consumers with 'smart prepaid' meters	0	0	2434	16175
iv	Number of consumers with 'AMR' meters	0	0	0	0
v	Number of consumers with 'non-smart prepaid' meters	0	0	0	0
vi	Number of unmetered consumers	0	0	0	0
vii	<b>Number of total consumers</b>	19	140	5836	2262966
b.i.	Number of conventionally metered Distribution Transformers	NA	NA	NA	1470
ii	Number of DTs with communicable meters	NA	NA	NA	1470
iii	Number of unmetered DTs	NA	NA	NA	58347
iv	<b>Number of total Transformers</b>	NA	NA	NA	59817
c.i.	Number of metered feeders	NA	84	824	NA
ii	Number of feeders with communicable meters	NA	84	824	NA
iii	Number of unmetered feeders	NA	61	108	NA
iv	<b>Number of total feeders</b>	NA	145	932	NA
d.	Line length (ct km)		90469.1		
e.	Length of Aerial Bunched Cables		32334		
f.	Length of Underground Cables		145.79		
3	Voltage level	Particulars	MU	Reference	Remarks (Source of data)
i	66kV and above	Long-Term Conventional	1,123	Includes input energy for franchisees	
		Medium Conventional			
		Short Term Conventional			
		Banking			
		Long-Term Renewable energy			
		Medium and Short-Term RE		Includes power from bilateral/ PX/ DEEP	
		Captive, open access input		Any power wheeled for any purchase other than sale to DISCOM. Does not include input for franchisee.	
		Sale of surplus power			
		Quantum of inter-state transmission loss		As confirmed by SLDC, RLDC etc	
		<b>Power procured from inter-state sources</b>		1,123	Based on data from Form 5
<b>Power at state transmission boundary</b>		1,123			
		Long-Term Conventional			
		Medium Conventional			
		Short Term Conventional			
		Banking			

ii	33kV	Long-Term Renewable energy			
		Medium and Short-Term RE			
		Captive, open access input			
		Sale of surplus power			
		Quantum of intra-state transmission loss	0		
		<b>Power procured from intra-state sources</b>	0		
iii		<b>Input in DISCOM wires network</b>	1,123		
iv	33 kV	Renewable Energy Procurement			
		Small capacity conventional/ biomass/ hydro plants Procurement			
		Captive, open access input			
v	11 kV	Renewable Energy Procurement			
		Small capacity conventional/ biomass/ hydro plants Procurement			
		Sales Migration Input			
vi	LT	Renewable Energy Procurement			
		Sales Migration Input			
vii		<b>Energy Embedded within DISCOM wires network</b>	0		
viii		<b>Total Energy Available/ Input</b>	1,123		
<b>4</b>	<b>Voltage level</b>	<b>Energy Sales Particulars</b>	<b>MU</b>	<b>Reference</b>	
i	LT Level	DISCOM' consumers	569	Include sales to consumers in franchisee areas, unmetered consumers	
		Demand from open access, captive		Non DISCOM's sales	
		Embedded generation used at LT level		Demand from embedded generation at LT level	
		Sale at LT level	569		
		Quantum of LT level losses	257		
		Energy Input at LT level	826		
ii	11 kV Level	DISCOM' consumers	81	Include sales to consumers in franchisee areas, unmetered consumers	
		Demand from open access, captive		Non DISCOM's sales	
		Embedded generation at 11 kV level used		Demand from embedded generation at 11kV level	
		<b>Sales at 11 kV level</b>	81		
		Quantum of Losses at 11 kV	4		
		Energy input at 11 kV level	85		
iii	33 kV Level	DISCOM' consumers	39	Include sales to consumers in franchisee areas, unmetered consumers	
		Demand from open access, captive		Non DISCOM's sales	
		Embedded generation at 33 kV or below level		This is DISCOM and OA demand met via energy generated at same voltage level	
		<b>Sales at 33 kV level</b>	39		
		Quantum of Losses at 33 kV	1		
		Energy input at 33kV Level	40		
iv	> 33 kV	DISCOM' consumers	171.57	Include sales to consumers in franchisee areas, unmetered consumers	
		Demand from open access, captive		Non DISCOM's sales	
		Cross border sale of energy			
		Sale to other DISCOMs			
		Banking			
		Energy input at > 33kV Level	172		
		<b>Sales at 66kV and above (EHV)</b>	172		
<b>Total Energy Requirement</b>			<b>1,123</b>		
<b>Total Energy Sales</b>			<b>860</b>		

**Energy Accounting Summary**

<b>5</b>	<b>DISCOM</b>	<b>Input (in MU)</b>	<b>Sale (in MU)</b>	<b>Loss (in MU)</b>	<b>Loss %</b>
i	LT	826	569	257	31.13155028
ii	11 Kv	85	81	4	4.790461408
iii	33 kv	40	39	1.2	3.015075377
iv	> 33 kv	172	171.57	0	0
<b>6</b>	<b>Open Access, Captive</b>	<b>Input (in MU)</b>	<b>Sale (in MU)</b>	<b>Loss (in MU)</b>	
i	LT	NA	NA	NA	
ii	11 Kv	NA	NA	NA	
iii	33 kv	NA	NA	NA	
iv	> 33 kv	NA	NA	NA	

**Loss Estimation for DISCOM**

T&D loss	263
D loss	263
T&D loss (%)	0.23381985
D loss (%)	0.233820902

Details of Division Wise Losses (See note below**)																						
Division Wise Losses																						
S.No	Name of circle	Circle code	Name of Division	Period From 1st July, 2023 to 30th Sept, 2023																		
				Consumer profile								Energy parameters					Losses		Commercial Parameter			AT & C loss (%)
				Consumer category	No of connection metered (Nos)	No of connection Un-metered (Nos)	Total Number of connections (Nos)	% of number of connections	Connected Load metered (MW)	Connected Load Un-metered (MW)	Total Connected Load (MW)	% of connected load	Billed energy (MU)				T&D loss (MU)	T&D loss (%)	Billed Amount in Rs. Crore	Collected Amount in Rs. Crore	Collection Efficiency	
													Input energy (MU)	Metered energy	Unmetered /assessment energy	Total energy						
1	BERHAMPUR	21	GANJAM NORTH	Residential	106176	0	106176	93%	114.02	0	114.02	31%	169.64	24.85	0	24.85	18%	34.1	20%	11.53	10.04	
				Agricultural	1914	0	1914	2%	25.52	0	25.52	7%		2.96	0	2.96	2%			0.73	0.71	97.26%
				Commercial/	6452	0	6452	6%	28.5	0	28.5	8%		8.11	0	8.11	6%			6.07	5.55	91.43%
				Commercial/	130	0	130	0%	198.5	0	198.5	54%		99.38	0	99.38	73%			65.27	65.45	100.28%
				Others	0	0	0	0%	0	0	0	0%		0.24	0	0.24	0%			0	0.26	0.00%
Sub-total				114672	0	114672	100%	366.54	0	366.54	100%	169.64	135.54	0	135.54	100%	34.1	20%	83.6	82.01	98.10%	22%
2	BERHAMPUR	21	PSED PURUSOTTA MPUR	Residential	111126	0	111126	94%	125.38	0	125.38	72%	51.97	21.26	0	21.26	71%	22.21	43%	9.57	9	94.04%
				Agricultural	1216	0	1216	1%	10.23	0	10.23	6%		1.3	0	1.3	4%			0.27	0.25	92.59%
				Commercial/	6030	0	6030	5%	23.59	0	23.59	14%		5.74	0	5.74	19%			4.28	3.35	78.27%
				Commercial/	85	0	85	0%	15.16	0	15.16	9%		1.31	0	1.31	4%			1.12	1.1	98.21%
				Others	0	0	0	0%	0	0	0	0%		0.15	0	0.15	1%			0	0.22	0.00%
Sub-total				118457	0	118457	100%	174.36	0	174.36	100%	51.97	29.76	0	29.76	100%	22.21	43%	15.24	13.92	91.34%	48%
3	BERHAMPUR	21	HED HINJILICUT	Residential	85426	0	85426	94%	99.2	0	99.2	67%	45.67	18.34	0	18.34	69%	19.23	42%	8.26	7.95	96.25%
				Agricultural	1022	0	1022	1%	7.38	0	7.38	5%		0.75	0	0.75	3%			0.16	0.14	87.50%
				Commercial/	4781	0	4781	5%	23.32	0	23.32	16%		4.92	0	4.92	19%			3.66	3.75	102.46%
				Commercial/	91	0	91	0%	19.15	0	19.15	13%		2.4	0	2.4	9%			2.3	2.49	108.26%
				Others	0	0	0	0%	0	0	0	0%		0.03	0	0.03	0%			0	0.13	0.00%
Sub-total				91320	0	91320	100%	149.05	0	149.05	100%	45.67	26.44	0	26.44	100%	19.23	42%	14.38	14.46	100.56%	42%
4	BHANJANAG	29	BNED BHANJANAG AR	Residential	131093	0	131093	94%	150.14	0	150.14	69%	51.07	27.76	0	27.76	75%	14.13	28%	12.71	12.05	94.81%
				Agricultural	1175	0	1175	1%	8.48	0	8.48	4%		0.65	0	0.65	2%			0.14	0.14	100.00%
				Commercial/	7453	0	7453	5%	30.82	0	30.82	14%		6.77	0	6.77	18%			5.09	4.11	80.75%
				Commercial/	59	0	59	0%	27.91	0	27.91	13%		1.61	0	1.61	4%			1.28	1.25	97.66%
				Others	0	0	0	0%	0	0	0	0%		0.15	0	0.15	0%			0	0.09	0.00%
Sub-total				139780	0	139780	100%	217.35	0	217.35	100%	51.07	36.94	0	36.94	100%	14.13	28%	19.22	17.64	91.78%	34%
5	BHANJANAG	29	PED PHULBANI	Residential	157757	0	157757	93%	116.94	0	116.94	65%	38.5	18.19	0	18.19	66%	10.88	28%	8.82	7.89	89.46%
				Agricultural	1469	0	1469	1%	15.92	0	15.92	9%		0.58	0	0.58	2%			0.15	0.04	26.67%
				Commercial/	10467	0	10467	6%	38.07	0	38.07	21%		7.9	0	7.9	29%			5.93	4.4	74.20%
				Commercial/	31	0	31	0%	7.73	0	7.73	4%		0.88	0	0.88	3%			0.76	0.7	92.11%
				Others	0	0	0	0%	0	0	0	0%		0.07	0	0.07	0%			0	0.08	0.00%
Sub-total				169724	0	169724	100%	178.66	0	178.66	100%	38.5	27.62	0	27.62	100%	10.88	28%	15.66	13.11	83.72%	40%
6	BHANJANAG	29	BoED BOUDH	Residential	90269	0	90269	92%	71.31	0	71.31	46%	40.53	16.25	0	16.25	56%	11.46	28%	7.96	5.74	72.11%
				Agricultural	3065	0	3065	3%	22.77	0	22.77	15%		2.85	0	2.85	10%			0.58	0.39	67.24%
				Commercial/	4769	0	4769	5%	20.52	0	20.52	13%		4.6	0	4.6	16%			3.53	2.9	82.15%
				Commercial/	83	0	83	0%	40.7	0	40.7	26%		5.32	0	5.32	18%			4.25	4	94.12%
				Others	0	0	0	0%	0	0	0	0%		0.05	0	0.05	0%			0	0.06	0.00%
Sub-total				98186	0	98186	100%	155.3	0	155.3	100%	40.53	29.07	0	29.07	100%	11.46	28%	16.32	13.09	80.21%	42%
7	RAYAGADA	31	RED RAYAGADA	Residential	146348	0	146348	92%	140.93	0	140.93	32%	85.74	28.43	0	28.43	37%	9.07	11%	13.76	11.53	83.79%
				Agricultural	1458	0	1458	1%	19.6	0	19.6	4%		1.1	0	1.1	1%			0.22	0.2	90.91%
				Commercial/	11630	0	11630	7%	43.26	0	43.26	10%		9.57	0	9.57	12%			7.18	6.08	84.68%
				Commercial/	167	0	167	0%	239.15	0	239.15	54%		37.56	0	37.56	49%			29.15	29.01	99.52%
				Others	0	0	0	0%	0	0	0	0%		0.01	0	0.01	0%			0	0.15	0.00%
Sub-total				159603	0	159603	100%	442.94	0	442.94	100%	85.74	76.67	0	76.67	100%	9.07	11%	50.31	46.97	93.36%	17%
8	RAYAGADA	31	PKED PARLAKHEM UNDI	Residential	128151	0	128151	91%	120.52	0	120.52	62%	42.62	22.76	0	22.76	64%	7.02	16%	10.85	9.96	91.80%
				Agricultural	1442	0	1442	1%	12.46	0	12.46	6%		0.89	0	0.89	3%			0.17	0.14	82.35%
				Commercial/	10889	0	10889	8%	36.16	0	36.16	19%		7.73	0	7.73	22%			5.81	5.29	91.05%
				Commercial/	68	0	68	0%	26.16	0	26.16	13%		3.24	0	3.24	9%			2.62	2.59	98.85%
				Others	0	0	0	0%	0	0	0	0%		0.98	0	0.98	3%			0	0.43	0.00%

<b>Sub-total</b>					<b>140550</b>	<b>0</b>	<b>140550</b>	<b>100%</b>	<b>195.3</b>	<b>0</b>	<b>195.3</b>	<b>100%</b>	<b>42.62</b>	<b>35.6</b>	<b>0</b>	<b>35.6</b>	<b>100%</b>	<b>7.02</b>	<b>16%</b>	<b>19.45</b>	<b>18.41</b>	<b>94.65%</b>	<b>21%</b>
9	RAYAGADA	31	GED GUNUPUR	Residential	69777	0	69777	91%	63.64	0	63.64	53%	25.35	13.98	0	13.98	61%	2.32	9%	6.67	6.17	92.50%	
				Agricultural	1545	0	1545	2%	16.84	0	16.84	14%		1.32	0	1.32	6%			0.3	0.32	106.67%	
				Commercial/	5591	0	5591	7%	18.3	0	18.3	15%		4.21	0	4.21	18%			3.2	2.9	90.63%	
				Commercial/	65	0	65	0%	20.8	0	20.8	17%		3.3	0	3.3	14%			2.49	1.94	77.91%	
				Others	0	0	0	0%	0	0	0	0%		0.22	0	0.22	1%			0	0.13	0.00%	
<b>Sub-total</b>					<b>76978</b>	<b>0</b>	<b>76978</b>	<b>100%</b>	<b>119.58</b>	<b>0</b>	<b>119.58</b>	<b>100%</b>	<b>25.35</b>	<b>23.03</b>	<b>0</b>	<b>23.03</b>	<b>100%</b>	<b>2.32</b>	<b>9%</b>	<b>12.66</b>	<b>11.46</b>	<b>90.52%</b>	<b>18%</b>
10	BERHAMPUR	34	BERHAMPUR	Residential	77524	0	77524	88%	153.87	0	153.87	50%	86.89	39.68	0	39.68	49%	6.46	7%	20.15	19.71	97.82%	
				Agricultural	184	0	184	0%	9.24	0	9.24	3%		1.29	0	1.29	2%			0.3	0.3	100.00%	
				Commercial/	10738	0	10738	12%	60.91	0	60.91	20%		16.14	0	16.14	20%			12.05	11.4	94.61%	
				Commercial/	141	0	141	0%	83.1	0	83.1	27%		22.84	0	22.84	28%			16.37	17.06	104.22%	
				Others	0	0	0	0%	0	0	0	0%		0.48	0	0.48	1%			0	0.23	0.00%	
<b>Sub-total</b>					<b>88587</b>	<b>0</b>	<b>88587</b>	<b>100%</b>	<b>307.12</b>	<b>0</b>	<b>307.12</b>	<b>100%</b>	<b>86.89</b>	<b>80.43</b>	<b>0</b>	<b>80.43</b>	<b>100%</b>	<b>6.46</b>	<b>7%</b>	<b>48.87</b>	<b>48.7</b>	<b>99.65%</b>	<b>8%</b>
11	BERHAMPUR	34	BERHAMPUR	Residential	58026	0	58026	84%	139.57	0	139.57	69%	51.58	34.38	0	34.38	72%	3.63	7%	17.97	17.5	97.38%	
				Agricultural	2	0	2	0%	0.06	0	0.06	0%		0.02	0	0.02	0%			0.01	0.01	100.00%	
				Commercial/	10844	0	10844	16%	47.82	0	47.82	24%		10.4	0	10.4	22%			7.9	7.76	98.23%	
				Commercial/	69	0	69	0%	14.1	0	14.1	7%		2.95	0	2.95	6%			2.6	2.31	88.85%	
				Others	0	0	0	0%	0	0	0	0%		0.2	0	0.2	0%			0	0.17	0.00%	
<b>Sub-total</b>					<b>68941</b>	<b>0</b>	<b>68941</b>	<b>100%</b>	<b>201.55</b>	<b>0</b>	<b>201.55</b>	<b>100%</b>	<b>51.58</b>	<b>47.95</b>	<b>0</b>	<b>47.95</b>	<b>100%</b>	<b>3.63</b>	<b>7%</b>	<b>28.48</b>	<b>27.75</b>	<b>97.44%</b>	<b>9%</b>
12	BERHAMPUR	34	BERHAMPUR	Residential	72573	0	72573	91%	98.78	0	98.78	49%	43.07	22.44	0	22.44	60%	5.65	13%	10.59	10.42	98.39%	
				Agricultural	566	0	566	1%	13.14	0	13.14	7%		2.24	0	2.24	6%			0.55	0.52	94.55%	
				Commercial/	6394	0	6394	8%	28.58	0	28.58	14%		6.09	0	6.09	16%			4.57	4.23	92.56%	
				Commercial/	172	0	172	0%	61.28	0	61.28	30%		6.59	0	6.59	18%			5.85	5.79	98.97%	
				Others	0	0	0	0%	0	0	0	0%		0.06	0	0.06	0%			0	0.03	0.00%	
<b>Sub-total</b>					<b>79705</b>	<b>0</b>	<b>79705</b>	<b>100%</b>	<b>201.78</b>	<b>0</b>	<b>201.78</b>	<b>100%</b>	<b>43.07</b>	<b>37.42</b>	<b>0</b>	<b>37.42</b>	<b>100%</b>	<b>5.65</b>	<b>13%</b>	<b>21.56</b>	<b>20.99</b>	<b>97.36%</b>	<b>15%</b>
13	ASKA	35	AED ASKA-I	Residential	60274	0	60274	94%	70.63	0	70.63	66%	43.7	11.99	0	11.99	63%	24.67	56%	5.47	5.14	93.97%	
				Agricultural	620	0	620	1%	7.06	0	7.06	7%		1.17	0	1.17	6%			0.25	0.22	88.00%	
				Commercial/	3363	0	3363	5%	15.52	0	15.52	14%		3.27	0	3.27	17%			2.46	2.11	85.77%	
				Commercial/	53	0	53	0%	14.33	0	14.33	13%		2.39	0	2.39	13%			1.9	1.8	94.74%	
				Others	0	0	0	0%	0	0	0	0%		0.21	0	0.21	1%			0	0.24	0.00%	
<b>Sub-total</b>					<b>64310</b>	<b>0</b>	<b>64310</b>	<b>100%</b>	<b>107.54</b>	<b>0</b>	<b>107.54</b>	<b>100%</b>	<b>43.7</b>	<b>19.03</b>	<b>0</b>	<b>19.03</b>	<b>100%</b>	<b>24.67</b>	<b>56%</b>	<b>10.08</b>	<b>9.51</b>	<b>94.35%</b>	<b>59%</b>
14	ASKA	35	AED ASKA-II	Residential	62338	0	62338	95%	86.47	0	86.47	77%	33.66	11.67	0	11.67	72%	17.54	52%	5.28	4.69	88.83%	
				Agricultural	593	0	593	1%	4.5	0	4.5	4%		0.53	0	0.53	3%			0.11	0.12	109.09%	
				Commercial/	2912	0	2912	4%	14.5	0	14.5	13%		3.09	0	3.09	19%			2.31	2.07	89.61%	
				Commercial/	42	0	42	0%	6.91	0	6.91	6%		0.76	0	0.76	5%			0.77	0.76	98.70%	
				Others	0	0	0	0%	0	0	0	0%		0.07	0	0.07	0%			0	0.06	0.00%	
<b>Sub-total</b>					<b>65885</b>	<b>0</b>	<b>65885</b>	<b>100%</b>	<b>112.38</b>	<b>0</b>	<b>112.38</b>	<b>100%</b>	<b>33.66</b>	<b>16.12</b>	<b>0</b>	<b>16.12</b>	<b>100%</b>	<b>17.54</b>	<b>52%</b>	<b>8.47</b>	<b>7.7</b>	<b>90.91%</b>	<b>56%</b>
15	ASKA	35	GSED DIGAPAHAN DI	Residential	103511	0	103511	93%	129.58	0	129.58	71%	43.4	21.8	0	21.8	68%	11.39	26%	9.77	9.47	96.93%	
				Agricultural	1506	0	1506	1%	11.34	0	11.34	6%		1	0	1	3%			0.21	0.22	104.76%	
				Commercial/	6014	0	6014	5%	23.23	0	23.23	13%		5.14	0	5.14	16%			3.85	3.43	89.09%	
				Commercial/	61	0	61	0%	18.25	0	18.25	10%		4.01	0	4.01	13%			2.95	2.92	98.98%	
				Others	0	0	0	0%	0	0	0	0%		0.06	0	0.06	0%			0	0.09	0.00%	
<b>Sub-total</b>					<b>111092</b>	<b>0</b>	<b>111092</b>	<b>100%</b>	<b>182.4</b>	<b>0</b>	<b>182.4</b>	<b>100%</b>	<b>43.4</b>	<b>32.01</b>	<b>0</b>	<b>32.01</b>	<b>100%</b>	<b>11.39</b>	<b>26%</b>	<b>16.78</b>	<b>16.13</b>	<b>96.13%</b>	<b>29%</b>
16	JEYPURE	71	JED JEYPURE	Residential	141679	0	141679	91%	139.24	0	139.24	42%	65.01	22.99	0	22.99	43%	11.41	18%	11	8.36	76.00%	
				Agricultural	4333	0	4333	3%	28.42	0	28.42	8%		2.72	0	2.72	5%			0.61	0.32	52.46%	
				Commercial/	10043	0	10043	6%	48.85	0	48.85	15%		9.52	0	9.52	18%			7.26	6.71	92.42%	
				Commercial/	194	0	194	0%	118.07	0	118.07	35%		18.13	0	18.13	34%			14.63	16.62	113.60%	
				Others	0	0	0	0%	0	0	0	0%		0.24	0	0.24	0%			0	0.23	0.00%	
<b>Sub-total</b>					<b>156249</b>	<b>0</b>	<b>156249</b>	<b>100%</b>	<b>334.58</b>	<b>0</b>	<b>334.58</b>	<b>100%</b>	<b>65.01</b>	<b>53.6</b>	<b>0</b>	<b>53.6</b>	<b>100%</b>	<b>11.41</b>	<b>18%</b>	<b>33.5</b>	<b>32.24</b>	<b>96.24%</b>	<b>21%</b>
17	JEYPURE	71	NED NABARANG APUR	Residential	240389	0	240389	93%	218.1	0	218.1	63%	83.26	32.05	0	32.05	58%	28.14	34%	15.5	9.35	60.32%	
				Agricultural	9956	0	9956	4%	47.62	0	47.62	14%		7.41	0	7.41	13%			1.43	0.83	58.04%	
				Commercial/	9318	0	9318	4%	37.45	0	37.45	11%		9.66	0	9.66	18%			7.16	5.47	76.40%	
				Commercial/	142	0	142	0%	45.09	0	45.09	13%		5.86	0	5.86	11%			4.98	5.06	101.61%	
				Others	0	0	0	0%	0	0	0	0%		0.14	0	0.14	0%			0	0.94	0.00%	
<b>Sub-total</b>					<b>259805</b>	<b>0</b>	<b>259805</b>	<b>100%</b>	<b>348.26</b>	<b>0</b>	<b>348.26</b>	<b>100%</b>	<b>83.26</b>	<b>55.12</b>	<b>0</b>	<b>55.12</b>	<b>100%</b>	<b>28.14</b>	<b>34%</b>	<b>29.07</b>	<b>21.65</b>	<b>74.48%</b>	<b>51%</b>

18	JEYPORE	71	MED MALKANAGIRI	Residential	115656	0	115656	92%	81.04	0	81.04	44%	47.49	22.52	0	22.52	59%	9.21	19%	10.9	6.14	56.33%	
				Agricultural	3124	0	3124	2%	18.73	0	18.73	10%		1	0	1	3%			0.26	0.07	26.92%	
				Commercial/	6654	0	6654	5%	22.98	0	22.98	13%		6.27	0	6.27	16%			4.73	4.74	100.21%	
				Commercial/	63	0	63	0%	59.41	0	59.41	33%		7.89	0	7.89	21%			5.87	6.3	107.33%	
				Others	0	0	0	0%	0	0	0	0%		0.6	0	0.6	2%			0	0.29	0.00%	
<b>Sub-total</b>					<b>125497</b>	<b>0</b>	<b>125497</b>	<b>100%</b>	<b>182.16</b>	<b>0</b>	<b>182.16</b>	<b>100%</b>	<b>47.49</b>	<b>38.28</b>	<b>0</b>	<b>38.28</b>	<b>100%</b>	<b>9.21</b>	<b>19%</b>	<b>21.76</b>	<b>17.54</b>	<b>80.61%</b>	<b>35%</b>
19	JEYPORE	71	KED KORAPUT	Residential	129958	0	129958	93%	125.68	0	125.68	39%	73.39	19.64	0	19.64	33%	13.97	19%	9.56	6.94	72.59%	
				Agricultural	2084	0	2084	1%	16.71	0	16.71	5%		1.22	0	1.22	2%			0.26	0.12	46.15%	
				Commercial/	7474	0	7474	5%	29.23	0	29.23	9%		6.56	0	6.56	11%			4.99	4.4	88.18%	
				Commercial/	104	0	104	0%	148.4	0	148.4	46%		31.79	0	31.79	54%			24.33	24.68	101.44%	
				Others	0	0	0	0%	0	0	0	0%		0.21	0	0.21	0%			0	0.11	0.00%	
<b>Sub-total</b>					<b>139620</b>	<b>0</b>	<b>139620</b>	<b>100%</b>	<b>320.02</b>	<b>0</b>	<b>320.02</b>	<b>100%</b>	<b>73.39</b>	<b>59.42</b>	<b>0</b>	<b>59.42</b>	<b>100%</b>	<b>13.97</b>	<b>19%</b>	<b>39.14</b>	<b>36.25</b>	<b>92.62%</b>	<b>25%</b>
76	Total			Residential	2088051	0	2088051	92%	2245.04	0	2245.04	52%	1122.5	430.98	0	430.98	50%	262.49	23%	206.32	178.05	86.30%	
				Agricultural	37274	0	37274	2%	296.02	0	296.02	7%		31	0	31	4%			6.71	5.06	75.41%	
				Commercial/	141816	0	141816	6%	591.61	0	591.61	14%		135.69	0	135.69	16%			102.03	90.65	88.85%	
				Commercial/	1820	0	1820	0%	1164.2	0	1164.2	27%		258.21	0	258.21	30%			189.49	191.83	101.23%	
				Others	0	0	0	0%	0	0	0	0%		4.17	0	4.17	0%			0	3.94	0.00%	
77	<b>At company level</b>				<b>2268961</b>	<b>0</b>	<b>2268961</b>	<b>100%</b>	<b>4296.87</b>	<b>0</b>	<b>4296.87</b>	<b>100%</b>	<b>1122.5</b>	<b>860.05</b>	<b>0</b>	<b>860.05</b>	<b>100%</b>	<b>262.49</b>	<b>23%</b>	<b>504.55</b>	<b>469.53</b>	<b>93.06%</b>	<b>29%</b>

\*\* Note - It shall be mandatory to record the energy supplied separately for each category of consumers which is being provided a separate rate of subsidy in the tariff, by the state government, so that the subsidy due for the electricity distribution company is quarterly calculated

Color code	Parameter
	Please enter name of circle
	Please enter circle code
0	Please enter numeric value or 0
	Formula protected

I/We undertake that the information supplied in this Document and Pro-forma is accurate to the best of my knowledge and if any of the information supplied is found to be incorrect and such information result into loss to the Central Government or State Government or any of the authority under them or any other person affected, I/we undertake to indemnify such loss.

Authorised Signatory and Seal

Name of Authorised Signatory:

Vijay Parkash Sharma  
 Chief Commercial Services  
 TPSODL, Berhampur, Gm.

Seal

Signature:-

Name of Energy Manager:

Registration Number:

*Ratana Kuber*  
 RATANA KUBER  
 EA-32475/21



## Form-Input energy(Details of Input energy & Infrastructure)

### A. Summary of energy input & Infrastructure

S.No	Parameters	Period From 1st July, 2023 to 30th Sept, 2023	Remarks (Source of data)
A.1	Input Energy purchased (MU)	1122.72	
A.2	Transmission loss (%)	0%	
A.3	Transmission loss (MU)	0	
A.4	Energy sold outside the periphery(MU)	0	
A.5	Open access sale (MU)	0	
A.6	EHT sale	171.57	
A.7	Net input energy (received at DISCOM periphery or at distribution point)-(MU)	1122.72	
A.8	Is 100% metering available at 66/33 kV (Select yes or no from list)	No	
A.9	Is 100% metering available at 11 kV (Select yes or no from list)	Yes	
A.10	% of metering available at DT	2%	
A.11	% of metering available at consumer end	100%	
A.12	No of feeders at 66kV voltage level	0	
A.13	No of feeders at 33kV voltage level	145	
A.14	No of feeders at 11kV voltage level	932	
A.15	No of LT feeders level	59817	
A.16	Line length (ckt. km) at 66kV voltage level	0	
A.17	Line length (ckt. km) at 33kV voltage level	4137.1	
A.18	Line length (ckt. km) at 11kV voltage level	45584	
A.19	Line length (km) at LT level	40748	
A.20	Length of Aerial Bunched Cables	32334	
A.21	Length of Underground Cables	145.79	
A.22	HT/LT ratio	1.220209581	

B. Meter reading of Input energy at injection points																				
S.No	Zone	Circle	Voltage Level (KVA)	Division (KVA)	Sub-Division (KVA)	Feeder ID	Feeder Name	Feeder Metering Status (Metered/unmetered / AMI/AMR)	Status of Meter (Functional/Non-functional)	Metering Date of last actual meter reading / communication	Feeder Type (Agri/Industrial/Mixed)	Status of Communication			Period from...to...				Sales	Remarks (Source of data)
												% data received through automatically if feeder AMR/AMI	Number of hours when meter was unable to communicate in	Total Number of hours in the period	Meter S.No	CT/PT ratio	Import (MU)	Export (MU)		
B.1	TPSODL	RAYAGADA	132/33kV	GED	GUNUPUR	Akhusingi	Trf1-12.5MVA 132 / 33	Metered	Functional	30.09.2023	MIXED	NA	NA	NA	OPT02182	1	6.81		6.81	
B.2	TPSODL	RAYAGADA	132/33kV	GED	GUNUPUR	Akhusingi	Trf2-12.5MVA 132 / 33	Metered	Functional	30.09.2023	MIXED	NA	NA	NA	OPT02184	1	6.70		6.70	
B.3	TPSODL	ASKA	132/33kV	AED-I	ASKA	Aska	Trf1-40MVA 132 / 33	Metered	Functional	30.09.2023	MIXED	NA	NA	NA	OPT01167	1	25.92		25.92	
B.4	TPSODL	ASKA	132/33kV	AED-I	ASKA	Aska	Trf2-40MVA 132 / 33	Metered	Functional	30.09.2023	MIXED	NA	NA	NA	OPT00961	1	25.45		25.45	
B.5	TPSODL	ASKA	132/33kV	AED-I	ASKA	Aska	Trf3-40MVA 132 / 33	Metered	Functional	30.09.2023	MIXED	NA	NA	NA	OPT01457	1	25.53		25.53	
B.6	TPSODL	ASKA	132/33kV	AED II	K S NAGAR	Aska New	Trf1-40MVA 132 / 33	Metered	Functional	30.09.2023	MIXED	NA	NA	NA	OPT01811	1	15.33		15.33	
B.7	TPSODL	ASKA	132/33kV	AED II	K S NAGAR	Aska New	Trf12-20MVA 132 / 33	Metered	Functional	30.09.2023	MIXED	NA	NA	NA	OPT02377	1	9.62		9.62	
B.8	TPSODL	JEYPORE	220/33kV	MED	BALIMELA	Balimela	Trf1-40MVA 220 / 33	Metered	Functional	30.09.2023	MIXED	NA	NA	NA	OPT01893	1	10.75		10.75	
B.9	TPSODL	JEYPORE	220/33kV	MED	BALIMELA	Balimela	Trf2-20MVA 220 / 33	Metered	Functional	30.09.2023	MIXED	NA	NA	NA	OPT01895	1	7.03		7.03	
B.10	TPSODL	BERHAMPUR	33kV	GNED	KHALLIKOTE	Balugaon	Keshpur Feeder 33kV	Metered	Functional	30.09.2023	MIXED	NA	NA	NA	OPT02396	1	12.33		12.33	
B.11	TPSODL	BERHAMPUR	33kV	GNED	KHALLIKOTE	Balugaon	Khallikote Feeder 33kV	Metered	Functional	30.09.2023	MIXED	NA	NA	NA	OPT00747	1	15.52		15.52	
B.12	TPSODL	CITY	132/33kV	BED-II	SUB.DIVISION NO	Berhampur	Trf1-40MVA 132 / 33	Metered	Functional	30.09.2023	MIXED	NA	NA	NA	OPT00121	1	34.75		34.75	
B.13	TPSODL	CITY	132/33kV	BED-II	SUB.DIVISION NO	Berhampur	Trf2-20MVA 132 / 33	Metered	Functional	30.09.2023	MIXED	NA	NA	NA	B0004476	1	22.42		22.42	
B.14	TPSODL	CITY	132/33kV	BED-II	SUB.DIVISION NO	Berhampur	Trf3-40MVA 132 / 33	Metered	Functional	30.09.2023	MIXED	NA	NA	NA	OPT00123	1	36.25		36.25	
B.15	TPSODL	HANJANAGA	132/33kV	BNED	BHANJANAGAR-I	Bhanjanagar	Trf1-40MVA 132 / 33	Metered	Functional	30.09.2023	MIXED	NA	NA	NA	OPT02084	1	18.99		18.99	
B.16	TPSODL	HANJANAGA	132/33kV	BNED	BHANJANAGAR-I	Bhanjanagar	Trf2-16MVA 132 / 33	Metered	Functional	30.09.2023	MIXED	NA	NA	NA	OPT01273	1	12.54		12.54	
B.17	TPSODL	HANJANAGA	132/33kV	BNED	BHANJANAGAR-I	Bhanjanagar	Trf3-40MVA 132 / 33	Metered	Functional	30.09.2023	MIXED	NA	NA	NA	OPT01277	1	19.79		19.79	
B.18	TPSODL	HANJANAGA	33kV	BOED	BOUDH	Boudh	Aditya Birla Solar - 132kV	Metered	Functional	30.09.2023	MIXED	NA	NA	NA	ORU51513	1	5.51	0.02	5.49	
B.19	TPSODL	HANJANAGA	33kV	BOED	BOUDH	Boudh	Aditya Birla Solar - 11kV	Metered	Functional	30.09.2023	MIXED	NA	NA	NA	ORU51512	1	5.39	0.02	5.37	
B.20	TPSODL	HANJANAGA	33kV	BOED	BOUDH	Boudh	Solar extra Injection	Metered	Functional	30.09.2023	MIXED	NA	NA	NA	TPSODL - 02	1	-4.07		-4.07	
B.21	TPSODL	HANJANAGA	132/33kV	BOED	BOUDH	Boudh	Trf1-20MVA 132 / 33	Metered	Functional	30.09.2023	MIXED	NA	NA	NA	OPT01155	1	6.77		6.77	
B.22	TPSODL	HANJANAGA	132/33kV	BOED	BOUDH	Boudh	Trf2-20MVA 132 / 33	Metered	Functional	30.09.2023	MIXED	NA	NA	NA	OPT00858	1	6.81		6.81	
B.23	TPSODL	BERHAMPUR	132kV	GNED	CHATRAPUR	Chatrapur	IRE Feeder1 132kV	Metered	Functional	30.09.2023	MIXED	NA	NA	NA	ORA00203	1	9.68		9.68	
B.24	TPSODL	BERHAMPUR	132kV	GNED	CHATRAPUR	Chatrapur	IRE Feeder2 132kV	Metered	Functional	30.09.2023	MIXED	NA	NA	NA	APM03517	1	7.93		7.93	
B.25	TPSODL	BERHAMPUR	132kV	GNED	CHATRAPUR	Chatrapur	Rambha Tr . Fdr 132kV	Metered	Functional	30.09.2023	MIXED	NA	NA	NA	OPT00688	1	10.16		10.16	
B.26	TPSODL	BERHAMPUR	132/33kV	GNED	CHATRAPUR	Chatrapur	Trf1-20MVA 132 / 33	Metered	Functional	30.09.2023	MIXED	NA	NA	NA	OPT00786	1	10.85		10.85	
B.27	TPSODL	BERHAMPUR	132/33kV	GNED	CHATRAPUR	Chatrapur	Trf2-20MVA 132 / 33	Metered	Functional	30.09.2023	MIXED	NA	NA	NA	OPT00715	1	9.96		9.96	
B.28	TPSODL	BERHAMPUR	132/33kV	GNED	CHATRAPUR	Chatrapur	Trf3-20MVA 132 / 33	Metered	Functional	30.09.2023	MIXED	NA	NA	NA	OPT00107	1	7.88		7.88	
B.29	TPSODL	ASKA	132/33kV	GSED	CHIKITI	Chikiti	Trf1-40MVA 132 / 33	Metered	Functional	30.09.2023	MIXED	NA	NA	NA	OPT01593	1	21.06		21.06	
B.30	TPSODL	JEYPORE	132/33kV	NED	PAPADHANDI	Dabugaon	Trf1-12.5MVA 132 / 33	Metered	Functional	30.09.2023	MIXED	NA	NA	NA	OPT00800	1	7.01		7.01	
B.31	TPSODL	JEYPORE	132/33kV	NED	PAPADHANDI	Dabugaon	Trf2-12.5MVA 132 / 33	Metered	Functional	30.09.2023	MIXED	NA	NA	NA	OPT00861	1	7.04		7.04	
B.32	TPSODL	ASKA	132/33kV	GSED	DIGAPAHANDI	Digapahandi	Trf1-20MVA 132 / 33	Metered	Functional	30.09.2023	MIXED	NA	NA	NA	APM03696	1	17.29		17.29	
B.33	TPSODL	ASKA	132/33kV	GSED	DIGAPAHANDI	Digapahandi	Trf2-20MVA 132 / 33	Metered	Functional	30.09.2023	MIXED	NA	NA	NA	APM03549	1	17.63		17.63	
B.34	TPSODL	ASKA	132/33kV	GSED	DIGAPAHANDI	Digapahandi	Trf3-12.5MVA 132 / 33	Metered	Functional	30.09.2023	MIXED	NA	NA	NA	APM12601	1	11.26		11.26	
B.35	TPSODL	HANJANAGA	132/33kV	PED	G.UDYAGIRI	G. UDAYAGIRI	Trf1-20MVA 132 / 33	Metered	Functional	30.09.2023	MIXED	NA	NA	NA	OPT02312	1	4.24		4.24	
B.36	TPSODL	HANJANAGA	132/33kV	PED	G.UDYAGIRI	G. UDAYAGIRI	Trf2-20MVA 132 / 33	Metered	Functional	30.09.2023	MIXED	NA	NA	NA	OPT01437	1	4.16		4.16	
B.37	TPSODL	BERHAMPUR	132kV	GNED	RAMBHA	Ganjam	GRASIM Ind . Ltd. 132kV	Metered	Functional	30.09.2023	MIXED	NA	NA	NA	OPT00003	1	40.06	4.98	35.08	
B.38	TPSODL	BERHAMPUR	132/33kV	GNED	RAMBHA	Ganjam	Trf1-20MVA 132 / 33	Metered	Functional	30.09.2023	MIXED	NA	NA	NA	OPT00347	1	14.78		14.78	
B.39	TPSODL	BERHAMPUR	132/33kV	GNED	RAMBHA	Ganjam	Trf2-12.5MVA 132 / 33	Metered	Functional	30.09.2023	MIXED	NA	NA	NA	OPT00697	1	9.04		9.04	
B.40	TPSODL	JEYPORE	33kV	MED	BALIMELA	Govindapally	TPSODL Feeders	Metered	Functional	30.09.2023	MIXED	NA	NA	NA	TPSODL - 01	1	5.04		5.04	
B.41	TPSODL	HANJANAGA	33kV	BOED	SONEPUR	Guhipita	GEDCOL Solar 2MW 33kV	Metered	Functional	30.09.2023	MIXED	NA	NA	NA	ORA00072	1	0.62	0.01	0.61	
B.42	TPSODL	RAYAGADA	132/33kV	GED	GUNUPUR	Gunupur	Palasingi RTSS Fdr 132kV	Metered	Functional	30.09.2023	MIXED	NA	NA	NA	OPT02412	1	0.62		0.62	
B.43	TPSODL	RAYAGADA	132/33kV	GED	GUNUPUR	Gunupur	Trf1-20MVA 132 / 33	Metered	Functional	30.09.2023	MIXED	NA	NA	NA	OPT01440	1	5.63		5.63	
B.44	TPSODL	RAYAGADA	132/33kV	GED	GUNUPUR	Gunupur	Trf2-20MVA 132 / 33	Metered	Functional	30.09.2023	MIXED	NA	NA	NA	OPT01800	1	5.64		5.64	


B.45	TPSODL	BERHAMPUR	132/33kV	HED	HINJILICUT	Hinjili GIS	Trf1-20MVA 132 / 33kV	Metered	Functional	30.09.2023	MIXED	NA	NA	NA	OPT02306	1	8.03		8.03	
B.46	TPSODL	BERHAMPUR	132/33kV	HED	HINJILICUT	Hinjili GIS	Tr12-20MVA 132 / 33kV	Metered	Functional	30.09.2023	MIXED	NA	NA	NA	OPT02379	1	8.38		8.38	
B.47	TPSODL	JEYPORE	28kV	JED	JEYPORE SDO-I	Jayanagar	GEDCOL Solar 2MW 3	Metered	Functional	30.09.2023	MIXED	NA	NA	NA	ORA00137	1	0.47	0.01	0.46	
B.48	TPSODL	JEYPORE	28kV	JED	JEYPORE SDO-I	Jayanagar	JAYPUR PG 28KV TER	Metered	Functional	30.09.2023	MIXED	NA	NA	NA	ER1599 - A	1	0.07		0.07	
B.49	TPSODL	JEYPORE	33kV	JED	JEYPORE SDO-I	Jayanagar	JAYPUR PG 33KV TER	Metered	Functional	30.09.2023	MIXED	NA	NA	NA	ER1600 - A	1	0.08		0.08	
B.50	TPSODL	JEYPORE	430V	JED	JEYPORE SDO-I	Jayanagar	JAYPUR PG 430V TER	Metered	Functional	30.09.2023	MIXED	NA	NA	NA	NP5965 - A	1	0.16		0.16	
B.51	TPSODL	JEYPORE	132kV	JED	JEYPORE SDO-I	Jayanagar	Traction Feeder 132k	Metered	Functional	30.09.2023	MIXED	NA	NA	NA	OPT00932	1	18.62		18.62	
B.52	TPSODL	JEYPORE	132/33kV	JED	JEYPORE SDO-I	Jayanagar	Trf1-12.5MVA 132 / 3	Metered	Functional	30.09.2023	MIXED	NA	NA	NA	OPT00917	1	13.04		13.04	
B.53	TPSODL	JEYPORE	132/33kV	JED	JEYPORE SDO-I	Jayanagar	Trf2-20MVA 132 / 33	Metered	Functional	30.09.2023	MIXED	NA	NA	NA	OPT01052	1	0.00		0.00	
B.54	TPSODL	JEYPORE	132/33kV	JED	JEYPORE SDO-I	Jayanagar	Trf3-20MVA 132 / 33	Metered	Functional	30.09.2023	MIXED	NA	NA	NA	APM12635	1	18.61		18.61	
B.55	TPSODL	JEYPORE	132/33kV	JED	JEYPORE SDO-I	Jayanagar	Trf4-20MVA 132 / 33	Metered	Functional	30.09.2023	MIXED	NA	NA	NA	OPT02172	1	18.99		18.99	
B.56	TPSODL	JEYPORE	220/33kV	MED	MALKANGIRI	Kalimela	Trf1-20MVA 220 / 33	Metered	Functional	30.09.2023	MIXED	NA	NA	NA	OPT02260	1	6.02		6.02	
B.57	TPSODL	JEYPORE	220/33kV	MED	MALKANGIRI	Kalimela	Trf2-20MVA 220 / 33	Metered	Functional	30.09.2023	MIXED	NA	NA	NA	OPT02262	1	6.07		6.07	
B.58	TPSODL	RAYAGADA	220/33kV	RED	KASIPUR	Kasipur	220 / 33KV 20MVA TR	Metered	Functional	30.09.2023	MIXED	NA	NA	NA	OPT01473	1	1.78		1.78	
B.59	TPSODL	JEYPORE	132kV	KED	LAXMIPUR	Laxmipur	Laxmipur RTSS 220kV	Metered	Functional	30.09.2023	MIXED	NA	NA	NA	OPT02254	1	3.44		3.44	
B.60	TPSODL	JEYPORE	220/33kV	KED	LAXMIPUR	Laxmipur	Trf1-20MVA 220 / 33	Metered	Functional	30.09.2023	MIXED	NA	NA	NA	OPT00797	1	5.42		5.42	
B.61	TPSODL	JEYPORE	220/33kV	KED	LAXMIPUR	Laxmipur	TRF2-20MVA 220 / 33	Metered	Functional	30.09.2023	MIXED	NA	NA	NA	OPT01479	1	5.13		5.13	
B.62	TPSODL	RAYAGADA	220kV	RED	THERUBALLI	Laxmipur	UTKAL ALUMINA Fdr	Metered	Functional	30.09.2023	MIXED	NA	NA	NA	OPT00819	1	1.35		1.35	
B.63	TPSODL	RAYAGADA	220kV	RED	THERUBALLI	Laxmipur	UTKAL ALUMINA Fdr	Metered	Functional	30.09.2023	MIXED	NA	NA	NA	OPT00890	1	0.62		0.62	
B.64	TPSODL	JEYPORE	220/33kV	MED	MALKANGIRI	Malkangiri	Trf1-40MVA 220 / 33	Metered	Functional	30.09.2023	MIXED	NA	NA	NA	OPT01779	1	6.25		6.25	
B.65	TPSODL	JEYPORE	220/33kV	MED	MALKANGIRI	Malkangiri	Trf2-40MVA 220 / 33	Metered	Functional	30.09.2023	MIXED	NA	NA	NA	OPT00710	1	6.34		6.34	
B.66	TPSODL	JEYPORE	33kV	MED	BALIMELA	Meenakshi s	Megalift Feeder 33kV	Metered	Functional	30.09.2023	MIXED	NA	NA	NA	OPT01557	1	0.11		0.11	
B.67	TPSODL	RAYAGADA	132/33kV	PKED	MOHANA	Mohana	Trf1-12.5MVA 132 / 3	Metered	Functional	30.09.2023	MIXED	NA	NA	NA	OPT01794	1	4.56		4.56	
B.68	TPSODL	RAYAGADA	132/33kV	PKED	MOHANA	Mohana	Trf2-12.5MVA 132 / 3	Metered	Functional	30.09.2023	MIXED	NA	NA	NA	OPT01886	1	8.02		8.02	
B.69	TPSODL	RAYAGADA	132kV	RED	BISSAM CUTTACK	Muniguda	Bissam - Cuttack Tr.	Metered	Functional	30.09.2023	MIXED	NA	NA	NA	OPT01798	1	13.68		13.68	
B.70	TPSODL	RAYAGADA	132/33kV	RED	BISSAM CUTTACK	Muniguda	Trf1- 12.5MVA 132 / 3	Metered	Functional	30.09.2023	MIXED	NA	NA	NA	OPT02161	1	13.92		13.92	
B.71	TPSODL	JEYPORE	132/33kV	NED	Nabarangpur	Nabarangpur	Trf1-20MVA 132 / 33	Metered	Functional	30.09.2023	MIXED	NA	NA	NA	OPT02258	1	10.91		10.91	
B.72	TPSODL	CITY	220kV	BED-I	SUB.DIV.NO-2	Narendrapur	220 KV TATA Feeder -	Metered	Functional	30.09.2023	MIXED	NA	NA	NA	OREB9352	1	0.00		0.00	
B.73	TPSODL	CITY	220kV	BED-I	SUB.DIV.NO-2	Narendrapur	220 KV TATA Feeder -	Metered	Functional	30.09.2023	MIXED	NA	NA	NA	OREB9350	1	49.45	18.01	31.44	
B.74	TPSODL	CITY	132kV	BED-I	SUB.DIV.NO-2	Narendrapur	Narendrapur Traction	Metered	Functional	30.09.2023	MIXED	NA	NA	NA	OPT00859	1	10.35		10.35	
B.75	TPSODL	CITY	132/33kV	BED-I	SUB.DIV.NO-2	Narendrapur	Trf1-20MVA 132 / 33	Metered	Functional	30.09.2023	MIXED	NA	NA	NA	OPT01487	1	12.05		12.05	
B.76	TPSODL	CITY	132/33kV	BED-I	SUB.DIV.NO-2	Narendrapur	Trf2-40MVA 132 / 33	Metered	Functional	30.09.2023	MIXED	NA	NA	NA	OPT00676	1	19.42		19.42	
B.77	TPSODL	CITY	132/33kV	BED-I	SUB.DIV.NO-2	Narendrapur	Trf3-40MVA 132 / 33	Metered	Functional	30.09.2023	MIXED	NA	NA	NA	OPT00856	1	25.01		25.01	
B.78	TPSODL	CITY	132/33kV	BED-I	SUB.DIV.NO-2	Narendrapur	Trf4-40MVA 132 / 33	Metered	Functional	30.09.2023	MIXED	NA	NA	NA	OPT01836	1	19.83		19.83	
B.79	TPSODL	RAYAGADA	132/33kV	PKED	PARLAKHEMUND	Paralakheme	Trf1-12.5MVA 132 / 3	Metered	Functional	30.09.2023	MIXED	NA	NA	NA	OPT01956	1	9.83		9.83	
B.80	TPSODL	RAYAGADA	132/33kV	PKED	PARLAKHEMUND	Paralakheme	Trf2-12.5MVA 132 / 3	Metered	Functional	30.09.2023	MIXED	NA	NA	NA	OPT01958	1	9.95		9.95	
B.81	TPSODL	RAYAGADA	132/33kV	PKED	PARLAKHEMUND	Paralakheme	Trf3-12.5MVA 132 / 3	Metered	Functional	30.09.2023	MIXED	NA	NA	NA	OPT00692	1	10.55		10.55	
B.82	TPSODL	HANJANAGA	132/33kV	PED	PHULBANI	Phulbani	Trf1-40MVA 132 / 33	Metered	Functional	30.09.2023	MIXED	NA	NA	NA	OPT01879	1	13.68		13.68	
B.83	TPSODL	HANJANAGA	132/33kV	PED	PHULBANI	Phulbani	Trf2-12.5MVA 132 / 3	Metered	Functional	30.09.2023	MIXED	NA	NA	NA	OPT01880	1	4.62		4.62	
B.84	TPSODL	HANJANAGA	132/33kV	PED	PHULBANI	Phulbani	Trf3-40MVA 132 / 33	Metered	Functional	30.09.2023	MIXED	NA	NA	NA	OPT01883	1	12.37		12.37	
B.85	TPSODL	JEYPORE	132/33kV	KED	LAXMIPUR	Podagada	Trf1-20MVA 132 / 33	Metered	Functional	30.09.2023	MIXED	NA	NA	NA	OPT02348	1	2.88		2.88	
B.86	TPSODL	JEYPORE	132/33kV	KED	LAXMIPUR	Podagada	Trf2-12.5MVA 132 / 3	Metered	Functional	30.09.2023	MIXED	NA	NA	NA	OPT01802	1	1.82		1.82	
B.87	TPSODL	JEYPORE	132/33kV	KED	SUNABEDA	Potangi	Trf1-40MVA 132 / 33	Metered	Functional	30.09.2023	MIXED	NA	NA	NA	OPT00247	1	6.05		6.05	
B.88	TPSODL	BERHAMPUR	132/33kV	PSED	CHATARPUR	Purushottam	Trf1-12.5MVA 132 / 3	Metered	Functional	30.09.2023	MIXED	NA	NA	NA	OPT00151	1	8.19		8.19	
B.89	TPSODL	BERHAMPUR	132/33kV	PSED	CHATARPUR	Purushottam	Trf2-12.5MVA 132 / 3	Metered	Functional	30.09.2023	MIXED	NA	NA	NA	OPT00156	1	8.39		8.39	
B.90	TPSODL	BERHAMPUR	132/33kV	PSED	CHATARPUR	Purushottam	Trf3-20MVA 132 / 33	Metered	Functional	30.09.2023	MIXED	NA	NA	NA	OPT01795	1	12.86		12.86	
B.91	TPSODL	RAYAGADA	132kV	RED	RAYAGADA	Rayagada	Traction Feeder 132k	Metered	Functional	30.09.2023	MIXED	NA	NA	NA	OPT01292	1	12.24		12.24	
B.92	TPSODL	RAYAGADA	132/33kV	RED	RAYAGADA	Rayagada	Trf1-12.5MVA 132 / 3	Metered	Functional	30.09.2023	MIXED	NA	NA	NA	OPT01847	1	6.80		6.80	
B.93	TPSODL	RAYAGADA	132/33kV	RED	RAYAGADA	Rayagada	Trf2-12.5MVA 132 / 3	Metered	Functional	30.09.2023	MIXED	NA	NA	NA	OPT01848	1	5.76		5.76	
B.94	TPSODL	RAYAGADA	132/33kV	RED	RAYAGADA	Rayagada	Trf3-20MVA 132 / 33	Metered	Functional	30.09.2023	MIXED	NA	NA	NA	OPT01809	1	9.60		9.60	
B.95	TPSODL	HANJANAGA	33kV	BOED	MANAMUNDA	Sonepur	Manamunda Feeder 3	Metered	Functional	30.09.2023	MIXED	NA	NA	NA	OPT01720	1	18.55		18.55	
B.96	TPSODL	JEYPORE	132kV	KED	SUNABEDA	Sunabeda	HAL Feeder 132kV	Metered	Functional	30.09.2023	MIXED	NA	NA	NA	OPT01892	1	10.71		10.71	
B.97	TPSODL	JEYPORE	132/33kV	KED	SUNABEDA	Sunabeda	Trf1-12.5MVA 132 / 3	Metered	Functional	30.09.2023	MIXED	NA	NA	NA	APM12566	1	9.73		9.73	
B.98	TPSODL	JEYPORE	132/33kV	KED	SUNABEDA	Sunabeda	Trf2-12.5MVA 132 / 3	Metered	Functional	30.09.2023	MIXED	NA	NA	NA	OPT01889	1	9.54		9.54	
B.99	TPSODL	JEYPORE	132/33kV	KED	SUNABEDA	Sunabeda	Trf3-20MVA 132 / 33	Metered	Functional	30.09.2023	MIXED	NA	NA	NA	APM03531	1	15.06		15.06	
B.100	TPSODL	JEYPORE	33kV	NED	NAWARANGPUR	Tentulikhunt	Mukhiguda Fdr 33KV	Metered	Functional	30.09.2023	MIXED	NA	NA	NA	OPT01790	1	-1.80		-1.80	

B.101	TPSODL	JEYPORE	132/33kV	NED	NAWARANGPUR	Tentulikhunt	Trf1-20MVA 132 / 33	Metered	Functional	30.09.2023	MIXED	NA	NA	NA	OPT01900	1	8.46		8.46	
B.102	TPSODL	JEYPORE	132/33kV	NED	NAWARANGPUR	Tentulikhunt	Trf2-20MVA 132 / 33	Metered	Functional	30.09.2023	MIXED	NA	NA	NA	OPT01902	1	8.17		8.17	
B.103	TPSODL	JEYPORE	132/33kV	NED	NAWARANGPUR	Tentulikhunt	Trf3-20 MVA 132 / 33	Metered	Functional	30.09.2023	MIXED	NA	NA	NA	APM12627	1	5.49		5.49	
B.104	TPSODL	JEYPORE	132kV	NED	NAWARANGPUR	Tentulikhunt	Vento Energy Infra Pv	Metered	Functional	30.09.2023	MIXED	NA	NA	NA	Y0639836	1	0.10	0.10	0.00	
B.105	TPSODL	RAYAGADA	132kV	RED	THERUBALLI	Therubali	Bhalumaska RTSS 132	Metered	Functional	30.09.2023	MIXED	NA	NA	NA	OPT02158	1	4.69		4.69	
B.106	TPSODL	RAYAGADA	132kV	RED	RAYAGADA	Therubali	JK Feeder 132kV ( Bio	Metered	Functional	30.09.2023	MIXED	NA	NA	NA	OPT01669	1	0.43		0.43	
B.107	TPSODL	RAYAGADA	132/33kV	RED	THERUBALLI	Therubali	Trf1-12.5MVA 132 / 3	Metered	Functional	30.09.2023	MIXED	NA	NA	NA	OPT01398	1	6.33		6.33	
B.108	TPSODL	RAYAGADA	132/33kV	RED	THERUBALLI	Therubali	Trf2-12.5MVA 132 / 3	Metered	Functional	30.09.2023	MIXED	NA	NA	NA	OPT01090	1	5.76		5.76	
B.109	TPSODL	JEYPORE	132/33kV	NED	UMERKOTE	Umerkote	Trf1-20MVA 132 / 33	Metered	Functional	30.09.2023	MIXED	NA	NA	NA	OPT00674	1	19.96		19.96	
B.110	TPSODL	JEYPORE	132/33kV	NED	UMERKOTE	Umerkote	Tri-20MVA 132 / 33	Metered	Functional	30.09.2023	MIXED	NA	NA	NA	OPT01238	1	20.51		20.51	
B.111	TPSODL					Station Cons	Station Consumption	Metered	Functional	30.09.2024	NA	NA	NA	NA				1.30	-1.30	
B.13401	<b>Total (MU)</b>															<b>1147.16</b>	<b>24.44</b>			
B.13402	<b>Net input energy at DISCOM periphery (MU)</b>															<b>1122.72</b>				

Color code	Parameter
	Please enter voltage level or leave blank
	Please enter feeder id and name or leave blank
	Enter meter no or leave blank
	Enter CT/PT ratio or leave blank
0	Please enter numeric value or 0
	Please select yes or no from list
	Formula protected

I/We undertake that the information supplied in this Document and Pro-forma is accurate to the best of my knowledge and if any of the information supplied is found to be incorrect and such information result into loss to the Central Government or State Government or any of the authority under them or any other person affected, I/we undertake to indemnify such loss.

Authorised Signatory and Seal


  
Name of Authorised Signatory: **Vijay Parkash Sharma**  
Name of the Disc: **Chief Commercial Services**  
Full Address:- **TPSODL, Berhampur, Gm.**

Seal

Signature:-

Name of Energy Manager\*:

Registration Number:

  
**RATANA KOBER**  
EA-32475/21

## Details of Input Energy Sources

Period From 1st July, 2023 to 30th Sept, 2023

A. Generation at Transmission Periphery (Details)

S.No.	Name of Generation Station	Generation Capacity (In MW)	Type of Station Generation (Based- Solid ( Coal ,Lignite)/Liquid/Gas/Renewable ( biomass-bagasse)/Others)	Type of Contract (in years/months/days)	Type of Grid (Intra-state/Inter-state)	Point of Connection (POC) Loss MU	Voltage Level ( At input)	Remarks (Source of data)
	NTPC							
1	FSTPS-III	500	Coal		Inter-State			GRIDCO
2	KhSTPS-II	1500	Coal		Inter-State			GRIDCO
3	TSTPS-I	1000	Coal		Inter-State			GRIDCO
4	TSTPS-II	2000	Coal		Inter-State			GRIDCO
5	DSTPS-I & II	1600	Coal		Inter-State			GRIDCO
	Central Thermal							
6	TSTPS –I	1000	Coal		Inter-State			GRIDCO
7	TSTPS –II	2000	Coal		Inter-State			GRIDCO
8	FSTPS-I& II	1600	Coal		Inter-State			GRIDCO
9	FSTPS-III	500	Coal		Inter-State			GRIDCO
10	KhSTPS–I	840	Coal		Inter-State			GRIDCO
11	KhSTPS–II	1500	Coal		Inter-State			GRIDCO
12	DSTPS (Unit-I &II)	1600	Coal		Inter-State			GRIDCO
13	Meenakshi Power Ltd	37	Others		Inter-State		132KV	GRIDCO
14	Utkal Alumina	90	Coal		Inter-State		220KV	GRIDCO
15	NALCO (Damanjodi)	74	Coal		Inter-State		132KV	GRIDCO
16	Abacus Holding Pvt Ltd	1	Renewable		Inter-State		11KV	GRIDCO
17	JK Paper Ltd, Theruvali	25	Biomass		Inter-State		132KV	GRIDCO
18	GEDCOL, Manmunda	20	Renewable		Inter-State		33KV	GRIDCO
19	Vento Power & Energy Ltd	40	Renewable		Inter-State		132KV	GRIDCO
20	IMFA Solar	4.5	Renewable		Inter-State		33KV	GRIDCO
21	Ltd	25	Renewable		Inter-State		33KV	GRIDCO
22	Balimela Power House	510	Others		Inter-State		220KV	GRIDCO
23	Upper Kolab Power House	320	Others		Inter-State		220KV	GRIDCO
24	Machhkund Power House	60	Others		Inter-State		132KV	GRIDCO
25	GEDCOL, Guhipita	2	Renewable		Inter-State		33KV	GRIDCO

B. Embedded Generation in DISCOM Area																
S.No	Name of Generation Station	Generation Capacity (in MW)	Type of Station (Generation Based- Solid/Liquid/Gas/Renewable/ Others)	Type of Contract	Type of Grid	Voltage Level (KVA)	Circle Load (MW)	Received at Circle (KVA)	Received at Circle (in MU)	Division Level Load (MW)	Received at Division Level (KVA)	Received at Division Level (in MU)	Sub-Division Level Load (MW)	Received at Sub-Division Level (KVA)	Received at Sub-Division Level (in MU)	Remarks (Source of data)
1	SWOSTI CHILKA RESORT	3.6	Renewable	Net Metering	Renewable Source	11 KV	BERHAMPUR 11.1566	BERHAMPUR 0.059	GNED 9.0812		GNED 0.04259	GNED 0.04259	KHALLIKOTE 3.6		KHALLIKOTE 0.0002	
2	M/5 AMALAGAMTED PLAN	4.1616	Renewable	Net Metering	Renewable Source	33 KV	BERHAMPUR 11.1566	BERHAMPUR 0.059	GNED 9.0812		GNED 0.04259	GNED 0.04259	CHATRAPUR 4.1696		CHATRAPUR 0.03227	
3	M/5 MAA TARA TARINI CA	1.2816	Renewable	Net Metering	Renewable Source	11 KV	BERHAMPUR 11.1566	BERHAMPUR 0.059	GNED 9.0812		GNED 0.04259	GNED 0.04259	RAMBHA 1.3116		RAMBHA 0.0103	
4	LIGHT HOUSE	0.03	Renewable	Net Metering	Renewable Source	11 KV	BERHAMPUR 11.1566	BERHAMPUR 0.059	GNED 9.0812		GNED 0.04259	GNED 0.04259	RAMBHA 1.3116		RAMBHA 0.0103	
5	SMT .SUNITA PANDA	0.008	Renewable	Net Metering	Renewable Source	230 V	BERHAMPUR 11.1566	BERHAMPUR 0.059	GNED 9.0812		GNED 0.04259	GNED 0.04259	CHATRAPUR 4.1696		CHATRAPUR 0.03227	
6	MAA CASHEW INDUSTRIES	0.8424	Renewable	Net Metering	Renewable Source	11 KV	BERHAMPUR 11.1566	BERHAMPUR 0.059	PNED 0.8424		PNED 0.00995	PNED 0.00995	KODALA 0.8424		KODALA 0.00995	
7	SANKAR EYE HOSPITAL	1.224	Renewable	Net Metering	Renewable Source	11 KV	BERHAMPUR 11.1566	BERHAMPUR 0.059	HED 1.233		HED 0.00705	HED 0.00705	HINJILICUT 1.233		HINJILICUT 0.00705	
8	SECRETARY RMC, COLD ST	0.009	Renewable	Net Metering	Renewable Source	400 V	BERHAMPUR 11.1566	BERHAMPUR 0.059	HED 1.233		HED 0.00705	HED 0.00705	HINJILICUT 1.233		HINJILICUT 0.00705	
9	H. Q. HOSPITAL	1.120032	Renewable	Net Metering	Renewable Source	33 KV	BHANJANAGAR 1.360032	BHANJANAGAR 0.000	PNED 1.120032		PNED 0.00016	PNED 0.00016	BALLIGUDA 1.120032		BALLIGUDA 0.00016	
10	COLLECTORATE	0.24	Renewable	Net Metering	Renewable Source	11 KV	BHANJANAGAR 1.360032	BHANJANAGAR 0.000	BoED 0.24		BoED 0	BoED 0	Boudh 0.24		Boudh 0	
11	M/S. RAMKRISHNA MISSIC	1.08	Renewable	Net Metering	Renewable Source	11 KV	RAYAGADA 12.260436	RAYAGADA 0.0504	RED 1.51392		RED 0.04732	RED 0.04732	BISSAM CUTTACK 1.125		BISSAM CUTTACK 0.03828	
12	CHIEF MANAGER*	0.153	Renewable	Net Metering	Renewable Source	11 KV	RAYAGADA 12.260436	RAYAGADA 0.0504	RED 1.51392		RED 0.04732	RED 0.04732	RAYAGADA 0.38892		RAYAGADA 0.00904	
13	TARINI FILLING STATION	0.024	Renewable	Net Metering	Renewable Source	400 V	RAYAGADA 12.260436	RAYAGADA 0.0504	RED 1.51392		RED 0.04732	RED 0.04732	RAYAGADA 0.38892		RAYAGADA 0.00904	
14	COLLECTORATE	0.0504	Renewable	Net Metering	Renewable Source	400 V	RAYAGADA 12.260436	RAYAGADA 0.0504	RED 1.51392		RED 0.04732	RED 0.04732	RAYAGADA 0.38892		RAYAGADA 0.00904	
15	L. V. PRASAD EYE INSTITUT	0.156	Renewable	Net Metering	Renewable Source	11 KV	RAYAGADA 12.260436	RAYAGADA 0.0504	RED 1.51392		RED 0.04732	RED 0.04732	RAYAGADA 0.38892		RAYAGADA 0.00904	
16	SECRETARY	0.045	Renewable	Net Metering	Renewable Source	400 V	RAYAGADA 12.260436	RAYAGADA 0.0504	RED 1.51392		RED 0.04732	RED 0.04732	BISSAM CUTTACK 1.125		BISSAM CUTTACK 0.03828	
17	ALU RAMA RAO	0.00552	Renewable	Net Metering	Renewable Source	400 V	RAYAGADA 12.260436	RAYAGADA 0.0504	RED 1.51392		RED 0.04732	RED 0.04732	RAYAGADA 0.38892		RAYAGADA 0.00904	
18	THE REGISTRER (CUTM)	6.12	Renewable	Net Metering	Renewable Source	33 KV	RAYAGADA 12.260436	RAYAGADA 0.0504	PKED 6.594		PKED 0.00302	PKED 0.00302	UPPALADA 6.12		UPPALADA 0	
19	COLLECTORATE	0.15	Renewable	Net Metering	Renewable Source	400 V	RAYAGADA 12.260436	RAYAGADA 0.0504	PKED 6.594		PKED 0.00302	PKED 0.00302	PARALAKHEMUNDI 0.393		PARALAKHEMUNDI 0.00098	
20	LIC BUILDING	0.234	Renewable	Net Metering	Renewable Source	11 KV	RAYAGADA 12.260436	RAYAGADA 0.0504	PKED 6.594		PKED 0.00302	PKED 0.00302	PARALAKHEMUNDI 0.393		PARALAKHEMUNDI 0.00098	
21	E.O. NAC KASHINAGAR, PS	0.045	Renewable	Net Metering	Renewable Source	400 V	RAYAGADA 12.260436	RAYAGADA 0.0504	PKED 6.594		PKED 0.00302	PKED 0.00302	KASHINAGAR 0.063		KASHINAGAR 0.00136	
22	FIRE STATION OFFICER, BE	0.009	Renewable	Net Metering	Renewable Source	400 V	RAYAGADA 12.260436	RAYAGADA 0.0504	PKED 6.594		PKED 0.00302	PKED 0.00302	PARALAKHEMUNDI 0.393		PARALAKHEMUNDI 0.00098	
23	INCHARGE FIRE STATION, I	0.012	Renewable	Net Metering	Renewable Source	400 V	RAYAGADA 12.260436	RAYAGADA 0.0504	PKED 6.594		PKED 0.00302	PKED 0.00302	KASHINAGAR 0.063		KASHINAGAR 0.00136	
24	FIRE STATION, GUMMA	0.006	Renewable	Net Metering	Renewable Source	400 V	RAYAGADA 12.260436	RAYAGADA 0.0504	PKED 6.594		PKED 0.00302	PKED 0.00302	KASHINAGAR 0.063		KASHINAGAR 0.00136	
25	Q/C FIRE STATION MOHAN	0.009	Renewable	Net Metering	Renewable Source	400 V	RAYAGADA 12.260436	RAYAGADA 0.0504	PKED 6.594		PKED 0.00302	PKED 0.00302	MOHANA 0.009		MOHANA 0.00068	
26	FIRE STATION OFFICER, R.U	0.009	Renewable	Net Metering	Renewable Source	400 V	RAYAGADA 12.260436	RAYAGADA 0.0504	PKED 6.594		PKED 0.00302	PKED 0.00302	R.UDAYAGIRI 0.009		R.UDAYAGIRI 0.00068	
27	GIET	3.944016	Renewable	Net Metering	Renewable Source	11 KV	RAYAGADA 12.260436	RAYAGADA 0.0504	GED 4.152516		GED 0.00006	GED 0.00006	GUNUPUR 4.128516		GUNUPUR 0.00068	
28	B.M.S.B.I. GUNUPUR , GUN	0.1605	Renewable	Net Metering	Renewable Source	400 V	RAYAGADA 12.260436	RAYAGADA 0.0504	GED 4.152516		GED 0.00006	GED 0.00006	GUNUPUR 4.128516		GUNUPUR 0.00068	
29	EO MUNICIPALITY, TESTIN	0.024	Renewable	Net Metering	Renewable Source	400 V	RAYAGADA 12.260436	RAYAGADA 0.0504	GED 4.152516		GED 0.00006	GED 0.00006	GUNUPUR 4.128516		GUNUPUR 0.00068	
30	THE SEPTAGE TREATMENT	0.024	Renewable	Net Metering	Renewable Source	11 KV	RAYAGADA 12.260436	RAYAGADA 0.0504	GED 4.152516		GED 0.00006	GED 0.00006	GUMUDA 0.024		GUMUDA 0	
31	LIC OF INDIA	2.7288	Renewable	Net Metering	Renewable Source	11 KV	CITY 5.196216	CITY 0.8708	BED 1 3.828216		BED 1 0.02346	BED 1 0.02346	Medical 3.0168		Medical 0.00083	
32	Mr. SURA KISHORE MISHR	0.075	Renewable	Net Metering	Renewable Source	400 V	CITY 5.196216	CITY 0.8708	BED 1 3.828216		BED 1 0.02346	BED 1 0.02346	BIJIPUR 0.075		BIJIPUR 0.00202	
33	VIJAY BHAWAN	0.246	Renewable	Net Metering	Renewable Source	11 KV	CITY 5.196216	CITY 0.8708	BED 1 3.828216		BED 1 0.02346	BED 1 0.02346	SUB.DIV.NO-2 0.414		SUB.DIV.NO-2 0.01628	
34	MAIN POST OFFICE	0.004476	Renewable	Net Metering	Renewable Source	400 V	CITY 5.196216	CITY 0.8708	BED 1 3.828216		BED 1 0.02346	BED 1 0.02346	Industrial 0.037476		Industrial 0.00069	
35	THE HEAD LIGHT KEPPER ,	0.105	Renewable	Net Metering	Renewable Source	11 KV	CITY 5.196216	CITY 0.8708	BED 1 3.828216		BED 1 0.02346	BED 1 0.02346	Gopalpur 0.28494		Gopalpur 0.00364	
36	DR. SUBASH CHANDRA SA	0.126	Renewable	Net Metering	Renewable Source	400 V	CITY 5.196216	CITY 0.8708	BED 1 3.828216		BED 1 0.02346	BED 1 0.02346	SUB.DIV.NO-2 0.414		SUB.DIV.NO-2 0.01628	
37	Secretary, Digapahandi Re	0.117	Renewable	Net Metering	Renewable Source	400 V	CITY 5.196216	CITY 0.8708	BED 1 3.828216		BED 1 0.02346	BED 1 0.02346	Gopalpur 0.28494		Gopalpur 0.00364	
38	Sai Neurology and Radiolo	0.18	Renewable	Net Metering	Renewable Source	11 KV	CITY 5.196216	CITY 0.8708	BED 1 3.828216		BED 1 0.02346	BED 1 0.02346	Medical 3.0168		Medical 0.00083	
39	LIC OFFICE	0.09	Renewable	Net Metering	Renewable Source	400 V	CITY 5.196216	CITY 0.8708	BED 1 3.828216		BED 1 0.02346	BED 1 0.02346	Medical 3.0168		Medical 0.00083	
40	Sale Tax Office Bus Stop	0.003	Renewable	Net Metering	Renewable Source	400 V	CITY 5.196216	CITY 0.8708	BED 1 3.828216		BED 1 0.02346	BED 1 0.02346	Medical 3.0168		Medical 0.00083	
41	Bibek Vihar Bus Stop	0.003	Renewable	Net Metering	Renewable Source	400 V	CITY 5.196216	CITY 0.8708	BED 1 3.828216		BED 1 0.02346	BED 1 0.02346	Medical 3.0168		Medical 0.00083	
42	Medical Gate Bus Stop	0.003	Renewable	Net Metering	Renewable Source	400 V	CITY 5.196216	CITY 0.8708	BED 1 3.828216		BED 1 0.02346	BED 1 0.02346	Medical 3.0168		Medical 0.00083	
43	Bijipur Junction Bus Stop	0.003	Renewable	Net Metering	Renewable Source	400 V	CITY 5.196216	CITY 0.8708	BED 1 3.828216		BED 1 0.02346	BED 1 0.02346	Industrial 0.037476		Industrial 0.00069	
44	Old Bus Stand Bus Stop	0.003	Renewable	Net Metering	Renewable Source	400 V	CITY 5.196216	CITY 0.8708	BED 1 3.828216		BED 1 0.02346	BED 1 0.02346	Industrial 0.037476		Industrial 0.00069	
45	City Hospital Sulabha Souc	0.006	Renewable	Net Metering	Renewable Source	400 V	CITY 5.196216	CITY 0.8708	BED 1 3.828216		BED 1 0.02346	BED 1 0.02346	Industrial 0.037476		Industrial 0.00069	
46	City Hospital Bus Stop	0.003	Renewable	Net Metering	Renewable Source	400 V	CITY 5.196216	CITY 0.8708	BED 1 3.828216		BED 1 0.02346	BED 1 0.02346	Industrial 0.037476		Industrial 0.00069	
47	SRI PRABHAKAR MOHANT	0.009	Renewable	Net Metering	Renewable Source	400 V	CITY 5.196216	CITY 0.8708	BED 1 3.828216		BED 1 0.02346	BED 1 0.02346	SUB.DIV.NO-2 0.414		SUB.DIV.NO-2 0.01628	
48	SMT LIPIKA PANDA	0.009	Renewable	Net Metering	Renewable Source	400 V	CITY 5.196216	CITY 0.8708	BED 1 3.828216		BED 1 0.02346	BED 1 0.02346	SUB.DIV.NO-2 0.414		SUB.DIV.NO-2 0.01628	
49	SRIKANITA TRIPATHY	0.009	Renewable	Net Metering	Renewable Source	400 V	CITY 5.196216	CITY 0.8708	BED 1 3.828216		BED 1 0.02346	BED 1 0.02346	SUB.DIV.NO-2 0.414		SUB.DIV.NO-2 0.01628	
50	Smt Binodini Rath	0.009	Renewable	Net Metering	Renewable Source	400 V	CITY 5.196216	CITY 0.8708	BED 1 3.828216		BED 1 0.02346	BED 1 0.02346	Medical 3.0168		Medical 0.00083	
51	SRI BIJET KUMAR SATAPA	0.015	Renewable	Net Metering	Renewable Source	230 V	CITY 5.196216	CITY 0.8708	BED 1 3.828216		BED 1 0.02346	BED 1 0.02346	SUB.DIV.NO-2 0.414		SUB.DIV.NO-2 0.01628	
52	Smt. Nirupama Sahoo	0.009	Renewable	Net Metering	Renewable Source	400 V	CITY 5.196216	CITY 0.8708	BED 1 3.828216		BED 1 0.02346	BED 1 0.02346	Gopalpur 0.28494		Gopalpur 0.00364	
53	Smt. Usha Rani Acharya	0.00294	Renewable	Net Metering	Renewable Source	400 V	CITY 5.196216	CITY 0.8708	BED 1 3.828216		BED 1 0.02346	BED 1 0.02346	Gopalpur 0.28494		Gopalpur 0.00364	
54	DHRITRI PATRO	0.015	Renewable	Net Metering	Renewable Source	230 V	CITY 5.196216	CITY 0.8708	BED 1 3.828216		BED 1 0.02346	BED 1 0.02346	GOPALPUR 0.28494		GOPALPUR 0.00364	
55	PRABHAKAR PANDA	0.009	Renewable	Net Metering	Renewable Source	400 V	CITY 5.196216	CITY 0.8708	BED 1 3.828216		BED 1 0.02346	BED 1 0.02346	GOPALPUR 0.28494		GOPALPUR 0.00364	
56	G.GOURA PRASAD REEDY	0.015	Renewable	Net Metering	Renewable Source	400 V	CITY 5.196216	CITY 0.8708	BED 1 3.828216		BED 1 0.02346	BED 1 0.02346	GOPALPUR 0.28494		GOPALPUR 0.00364	
57	SUPRABHA MAHARANA	0.012	Renewable	Net Metering	Renewable Source	400 V	CITY 5.196216	CITY 0.8708	BED 1 3.828216		BED 1 0.02346	BED 1 0.02346	GOPALPUR 0.28494		GOPALPUR 0.00364	
58	Near Payal Cinema Hall Sul	0.006	Renewable	Net Metering	Renewable Source	230 V	CITY 5.196216	CITY 0.8708	BED 1 3.828216		BED 1 0.02346	BED 1 0.02346	Industrial 0.037476		Industrial 0.00069	
59	Bijipur Bandha Sulabha So	0.006	Renewable	Net Metering	Renewable Source	230 V	CITY 5.196216	CITY 0.8708	BED 1 3.828216		BED 1 0.02346	BED 1 0.02346	Industrial 0.037476			

82	M/S KANAKA DURGA WOOD	0.147	Renewable	Net Metering	Renewable Source	11 KV	CITY 5.196216		CITY 0.08708	BED III 0.561		BED III 0.02099	KANISI 0.333		KANISI 0.01502
83	KONARK INDUSTRIES	0.057	Renewable	Net Metering	Renewable Source	400 V	CITY 5.196216		CITY 0.08708	BED III 0.561		BED III 0.02099	SUB.DIVISION NO-4 0.213		SUB.DIVISION NO-4 0.00536
84	M/S. RUBY EYE HOSPITAL	0.15	Renewable	Net Metering	Renewable Source	11 KV	CITY 5.196216		CITY 0.08708	BED III 0.561		BED III 0.02099	SUB.DIVISION NO-4 0.213		SUB.DIVISION NO-4 0.00536
85	E. TEJESWAR RAOAUM SAN	0.186	Renewable	Net Metering	Renewable Source	11 KV	CITY 5.196216		CITY 0.08708	BED III 0.561		BED III 0.02099	Kanisi 0.333		Kanisi 0.01502
86	HARI MALANA	0.015	Renewable	Net Metering	Renewable Source	400 V	CITY 5.196216		CITY 0.08708	BED III 0.561		BED III 0.02099	NO-IV 0.015		NO-IV 0.00061
87	PUSPALATA DASH	0.006	Renewable	Net Metering	Renewable Source	400 V	CITY 5.196216		CITY 0.08708	BED III 0.561		BED III 0.02099	SUB.DIVISION NO-4 0.213		SUB.DIVISION NO-4 0.00536
88	M/S Sai residency.	0.03	Renewable	Net Metering	Renewable Source	400 V	ASKA 0.078		ASKA 0.00182	AED I 0.03		AED I 0.00182	ASKA 0.03		ASKA 0.00182
89	EXECUTIVE OFFICER, NAC,	0.03	Renewable	Net Metering	Renewable Source	400 V	ASKA 0.078		ASKA 0.00182	GSED 0.048		GSED 0	DIGAPAHANDI 0.048		DIGAPAHANDI 0
90	MILK PRODUCER WOMEN	0.018	Renewable	Net Metering	Renewable Source	400 V	ASKA 0.078		ASKA 0.00182	GSED 0.048		GSED 0	DIGAPAHANDI 0.048		DIGAPAHANDI 0
91	PRAKASH VIDYALAYA	0.06	Renewable	Net Metering	Renewable Source	11 KV	JEYPORE 3.49812		JEYPORE 0.03697	JED 0.23832		JED 0.01317	JEYPORE SDO-I 0.11532		JEYPORE SDO-I 0.0102
92	THE EXECUTIVE ENGINEER	0.045	Renewable	Net Metering	Renewable Source	400 V	JEYPORE 3.49812		JEYPORE 0.03697	JED 0.23832		JED 0.01317	JEYPORE SDO-II 0.093		JEYPORE SDO-II 0.00297
93	EXECUTIVE OFFICER NAC K	0.03	Renewable	Net Metering	Renewable Source	11 KV	JEYPORE 3.49812		JEYPORE 0.03697	JED 0.23832		JED 0.01317	BORIGUMA 0.03		BORIGUMA 0
94	SRI UMESH CH. MISHRA*	0.048	Renewable	Net Metering	Renewable Source	400 V	JEYPORE 3.49812		JEYPORE 0.03697	JED 0.23832		JED 0.01317	JEYPORE SDO-II 0.093		JEYPORE SDO-II 0.00297
95	SARASWATI SISU BIDYAMA	0.05532	Renewable	Net Metering	Renewable Source	400 V	JEYPORE 3.49812		JEYPORE 0.03697	JED 0.23832		JED 0.01317	JEYPORE SDO-I 0.11532		JEYPORE SDO-I 0.0102
96	SEPTAGE TREATMENT PLA	0.045	Renewable	Net Metering	Renewable Source	400 V	JEYPORE 3.49812		JEYPORE 0.03697	NED 0.162		NED 0.00913	NABARANGPUR 0.045		NABARANGPUR 0
97	PRINCIPAL ADARASH VIDY	0.06	Renewable	Net Metering	Renewable Source	400 V	JEYPORE 3.49812		JEYPORE 0.03697	NED 0.162		NED 0.00913	NAWARANGPUR 0.117		NAWARANGPUR 0.00913
98	THE PRINCIPAL	0.057	Renewable	Net Metering	Renewable Source	400 V	JEYPORE 3.49812		JEYPORE 0.03697	NED 0.162		NED 0.00913	NAWARANGPUR 0.117		NAWARANGPUR 0.00913
99	THE CHIEF MANAGER, SBI,	0.18	Renewable	Net Metering	Renewable Source	11 KV	JEYPORE 3.49812		JEYPORE 0.03697	MED 0.225		MED 0.00008	MALKANGIRI 0.225		MALKANGIRI 0.00008
100	EX. OFFICER, MALKANGIRI	0.045	Renewable	Net Metering	Renewable Source	400 V	JEYPORE 3.49812		JEYPORE 0.03697	MED 0.225		MED 0.00008	Malkangiri 0.225		Malkangiri 0.00008
101	ECO RAILWAY, KORAPUT	0.8928	Renewable	Net Metering	Renewable Source	11 KV	JEYPORE 3.49812		JEYPORE 0.03697	KED 2.8728		KED 0.01459	KORAPUT 1.0728		KORAPUT 0.00587
102	202. KOBRA BATALION	1.8	Renewable	Net Metering	Renewable Source	11 KV	JEYPORE 3.49812		JEYPORE 0.03697	KED 2.8728		KED 0.01459	SUNABEDA 1.8		SUNABEDA 0.00872
103	SOG TRAINING CENTRE	0.18	Renewable	Net Metering	Renewable Source	400 V	JEYPORE 3.49812		JEYPORE 0.03697	KED 2.8728		KED 0.01459	Koraput 1.0728		Koraput 0.00587

(Details of Consumers)						
Summary of Energy						
Period From 1st July, 2023 to 30th Sept, 2023						
S.No	Type of Consumers	Category of Consumers (EHT/HT/LT/Others)	Voltage Level (In Voltage)	No of Consumers	Total Consumption (In MU)	Remarks (Source of data)
1	ALLIED AGRICULTURE ACTIVITIES	HT	11	60	3.229394	
2	ALLIED AGRICULTURE ACTIVITIES	HT	33	5	0.346544	
3	ALLIED AGRICULTURE ACTIVITIES	HT	11	244	3.106241	
4	ALLIED AGRICULTURE ACTIVITIES	HT	230	1	0.012405	
5	ALLIED AGRICULTURE ACTIVITIES	HT	400	2	0.037215	
6	ALLIED AGRICULTURE ACTIVITIES	LT	0	3	0.001652	
7	ALLIED AGRICULTURE ACTIVITIES	LT	11	23	0.11641	
8	ALLIED AGRICULTURE ACTIVITIES	LT	230	342	0.203053	
9	ALLIED AGRICULTURE ACTIVITIES	LT	400	871	1.189299	
10	ALLIED AGRICULTURE ACTIVITIES	LT	230	35	0.009343	
11	ALLIED AGRICULTURE ACTIVITIES	LT	400	3	0.002532	
12	ALLIED AGRO-INDUSTRIAL ACTIVITIES	HT	11	8	0.730315	
13	ALLIED AGRO-INDUSTRIAL ACTIVITIES	HT	33	2	0.062717	
14	ALLIED AGRO-INDUSTRIAL ACTIVITIES	HT	11	9	0.161836	
15	ALLIED AGRO-INDUSTRIAL ACTIVITIES	LT	11	1	0.004846	
16	ALLIED AGRO-INDUSTRIAL ACTIVITIES	LT	400	67	0.160792	
17	BULK SUPPLY DOMESTIC	HT	11	14	1.514151	
18	BULK SUPPLY DOMESTIC	HT	11	44	0.358793	
19	DOMESTIC	LT	11	6	0.027378	
20	DOMESTIC	LT	230	16	0.00735	
21	DOMESTIC	LT	400	1250	2.676932	
22	DOMESTIC	LT	0	1	0.00041	
23	DOMESTIC	LT	230	95351	21.935506	
24	DOMESTIC	LT	400	1935017	402.903332	
25	EMERGENCY SUPPLY TO CGP	EHT	220	1	1.9633	
26	GENERAL PURPOSE - EV	LT	11	1	0.000086	
27	GENERAL PURPOSE - EV	LT	400	2	0.000934	
28	GENERAL PURPOSE < 110 KVA	LT	0	6	0.03777	
29	GENERAL PURPOSE < 110 KVA	LT	11	3407	22.491606	
30	GENERAL PURPOSE < 110 KVA	LT	230	177	0.382967	
31	GENERAL PURPOSE < 110 KVA	LT	400	7737	27.849545	
32	GENERAL PURPOSE < 110 KVA	LT	230	16558	4.730405	
33	GENERAL PURPOSE < 110 KVA	LT	400	78388	31.746123	
34	GENERAL PURPOSE >= 110 KVA	HT	11	117	9.148057	
35	GENERAL PURPOSE >= 110 KVA	HT	33	7	4.673022	
36	GENERAL PURPOSE >70 KVA	HT	11	1	0.019728	
37	GENERAL PURPOSE >70 KVA	HT	11	153	4.37489	
38	GENERAL PURPOSE >70 KVA	HT	230	1	0.022446	
39	GENERAL PURPOSE >70 KVA	HT	400	3	0.050608	
40	GENERAL PURPOSE>=110 KVA	LT	11	1	0.117559	
41	GENERAL PURPOSE>=110 KVA	LT	400	2	0.068147	
42	GENERAL PURPOSE>=110 KVA	LT	400	12	0.024463	
43	GENERAL PURPOSE>=110 KVA	LT	230	1	0.00138	
44	GENERAL PURPOSE>=110 KVA	LT	400	4	-0.001325	



45	INDUSTRIAL(M) SUPPLY	HT	11	945	10.630809
46	INDUSTRIAL(M) SUPPLY	HT	400	3	0.029339
47	IRRIGATION PUMPING AND AGRICULTURE	HT	11	84	0.200389
48	IRRIGATION PUMPING AND AGRICULTURE	LT	0	4	0.001367
49	IRRIGATION PUMPING AND AGRICULTURE	LT	11	119	0.079172
50	IRRIGATION PUMPING AND AGRICULTURE	LT	230	693	0.281492
51	IRRIGATION PUMPING AND AGRICULTURE	LT	400	34633	21.032864
52	IRRIGATION PUMPING AND AGRICULTURE	LT	230	64	0.017154
53	IRRIGATION PUMPING AND AGRICULTURE	LT	400	1	0
54	KUTIR JYOTI	LT	230	21	0.001434
55	KUTIR JYOTI	LT	400	56330	1.555563
56	LARGE INDUSTRY	EHT	132	3	28.71486
57	LARGE INDUSTRY	EHT	220	1	31.355886
58	LARGE INDUSTRY	HT	0	1	0.089288
59	LARGE INDUSTRY	HT	11	256	12.880866
60	LARGE INDUSTRY	HT	33	70	22.584588
61	LARGE INDUSTRY	LT	400	1	0.002961
62	LARGE INDUSTRY	HT	11	1	0.00433
63	LT INDUSTRIAL(M) SUPPLY>=22 KVA	LT	11	16	0.093593
64	LT INDUSTRIAL(M) SUPPLY>=22 KVA	LT	230	3	0.008006
65	LT INDUSTRIAL(M) SUPPLY>=22 KVA	LT	400	1027	6.42485
66	LT INDUSTRIAL(S) SUPPLY	LT	11	67	0.151233
67	LT INDUSTRIAL(S) SUPPLY	LT	230	1	0.007609
68	LT INDUSTRIAL(S) SUPPLY	LT	400	2490	2.973379
69	MEGA LIFT	HT	11	2	0.170644
70	MEGA LIFT	HT	33	24	3.795201
71	Others		NA	0	4.166671
72	POWER INTENSIVE INDUSTRY	EHT	132	1	35.054832
73	POWER INTENSIVE INDUSTRY	HT	33	0	0
74	PUBLIC LIGHT	LT	11	1	0.017241
75	PUBLIC LIGHT	LT	230	649	0.3502
76	PUBLIC LIGHT	LT	400	6435	8.036905
77	PUBLIC LIGHT	LT	230	94	0.036199
78	PUBLIC WATER WORKS & SEWERAGE PUMPING	HT	11	18	3.368631
79	PUBLIC WATER WORKS & SEWERAGE PUMPING	HT	33	20	4.733323
80	PUBLIC WATER WORKS & SEWERAGE PUMPING	HT	11	35	0.726874
81	PUBLIC WATER WORKS & SEWERAGE PUMPING	HT	33	1	0.035963
82	PUBLIC WATER WORKS AND SEWERAGE< 110 KVA	LT	0	2	0.002142
83	PUBLIC WATER WORKS AND SEWERAGE< 110 KVA	LT	11	63	0.145326
84	PUBLIC WATER WORKS AND SEWERAGE< 110 KVA	LT	230	3	0.003059
85	PUBLIC WATER WORKS AND SEWERAGE< 110 KVA	LT	400	5443	16.508182
86	PUBLIC WATER WORKS AND SEWERAGE>= 110 KVA	LT	400	5	0.461991
87	PUBLIC WATER WORKS AND SEWERAGE>= 110 KVA	LT	400	7	0.013673
88	RAILWAY TRACTION	EHT	132	12	71.044807
89	RAILWAY TRACTION	EHT	220	1	3.443999
90	SPECIFIED PUBLIC PURPOSE	HT	11	59	5.743987
91	SPECIFIED PUBLIC PURPOSE	HT	33	9	2.212498
92	SPECIFIED PUBLIC PURPOSE	LT	400	8	0.788786
93	SPECIFIED PUBLIC PURPOSE	HT	11	73	1.165627
94	SPECIFIED PUBLIC PURPOSE	HT	33	2	0.164087
95	SPECIFIED PUBLIC PURPOSE	LT	11	8	0.011855
96	SPECIFIED PUBLIC PURPOSE	LT	400	1136	5.733476

97	SPECIFIED PUBLIC PURPOSE	LT	230	6552	0.717763	
98	SPECIFIED PUBLIC PURPOSE	LT	400	11225	5.759374	
99	TEMP. SUPPLY DOMESTIC	LT	230	1	0	
100	TEMP. SUPPLY GENERAL PURPOSE < 110 KVA	LT	230	5	0	
101	TEMP. SUPPLY GENERAL PURPOSE < 110 KVA	LT	400	23	-0.010504	
102	TEMP. SUPPLY GENERAL PURPOSE < 110 KVA	LT	230	254	0.014437	
103	TEMP. SUPPLY SPECIFIED PUBLIC PURPOSE	LT	230	2	0	

## (Details of Feeder-wise losses)

Period From 1st July, 2023 to 30th Sept, 2023

Sl No.	Zone	Received at Circle (In MU)	Received at Division (In MU)	Received at Sub-division (In MU)	Name of the Station	Feeder Code/ID	Feeder Name	Type of Feeder ( Urban/Mixed/Industrial/Agricultural/Rural)	Type of feeder meter ( AMI/AMR/ Other)	Received at Feeder (Final in MU)	Feeder Consumption (In MU)	Final Net Export at Feeder Level (In MU)	T&D losses	AT&C losses	% Data Received through Automatically (if feeder AMR/AMI)	Remarks
1	TPSODL	BERHAMPUR	BED BERHAM	SUB.DIVISION	N K NAGAR	104616	HIG	URBAN	AMI	4348121.6	4348121.6	3659184.93	15.84	16.37	100	
2	TPSODL	BERHAMPUR	BED BERHAM	SUB.DIV.NO-	MEDICAL	104617	KAMAPALLY	URBAN	Other	2874188	2874188	2343506.23	18.46	19.54	100	
3	TPSODL	BERHAMPUR	BED BERHAM	SUB.DIVISION	N K NAGAR	104868	GOSANINUAGAM	URBAN	AMI	3242166.4	3242166.4	2725727.25	15.93	20.75	100	
4	TPSODL	BERHAMPUR	BED BERHAM	SUB.DIV.NO-	AMBAPUA	105272	AMBAPUA	URBAN	AMI	3058028.8	3058028.8	2792613.89	8.68	9.42	100	
5	TPSODL	BERHAMPUR	HED HINJILIC	HINJLIKATU	S AMBAGAON	1571678	NEW PUTIAPADARA	RURAL	AMI	1885524	1885524	872984.79	53.7	51.43	100	
6	TPSODL	BERHAMPUR	HED HINJILIC	HINJLIKATU	S AMBAGAON	1571682	DARUBHADRA	RURAL	AMI	1677057	1677057	1399208.54	16.57	12.86	100	
7	TPSODL	ASKA	AED ASKA-I	ASKA	DHARAKOTE	1580257	MEDICAL	RURAL	AMI	197095.2	197095.2	147031.49	25.4	37.41	100	
8	TPSODL	ASKA	AED ASKA-I	ASKA	ASKA	1595655	GANGAPUR	RURAL	AMI	2756462.4	2756462.4	922983.77	66.52	69.27	100	
9	TPSODL	ASKA	AED ASKA-I	NUAGAM	ASKA	1595675	SHERAGADA	RURAL	AMI	2752622	2752622	934422.61	66.05	71.47	100	
10	TPSODL	ASKA	AED ASKA-I	ASKA	ASKA	1595694	JOKABANDHA	URBAN	AMI	1222074	1222074	823118.1	32.65	33.62	100	
11	TPSODL	ASKA	AED ASKA-I	ASKA	ASKA	1595698	ASKA BUSSTAND	URBAN	AMI	3620298.8	3620298.8	2120663.53	41.42	43.35	100	
12	TPSODL	ASKA	AED ASKA-I	ASKA	ASKA	1595701	ASKA MEDICAL	URBAN	AMI	629172.8	629172.8	423323.99	32.72	33.42	100	
13	TPSODL	ASKA	AED ASKA-I	ASKA	BALISIRA	1595711	BALISIRA	RURAL	AMI	869995.6	869995.6	439043.13	49.54	59.97	100	
14	TPSODL	ASKA	AED ASKA-I	ASKA	BALISIRA	1595724	NIMINA	RURAL	AMI	2444133.6	2444133.6	945485.3	61.32	64.12	100	
15	TPSODL	ASKA	AED ASKA-I	ASKA	BALISIRA	1595737	GUNTHAPADA	RURAL	AMI	1189896	1189896	600940.05	49.5	55.09	100	
16	TPSODL	ASKA	AED ASKA-I	ASKA	DHARAKOTE	1595751	BLOCK	RURAL	AMI	229145.6	229145.6	179268.7	21.77	29.4	100	
17	TPSODL	ASKA	AED ASKA-I	ASKA	DHARAKOTE	1595796	MUNDAMAREI	RURAL	AMI	2528503.2	2528503.2	1100799.05	56.46	61.47	100	
18	TPSODL	BERHAMPUR	HED HINJILIC	HINJLIKATU	PUDINGI	1596616	BURUPADA / PUDINGI	RURAL	AMI	1567119	1567119	950996.98	39.32	34.68	100	
19	TPSODL	BERHAMPUR	HED HINJILIC	HINJLIKATU	PUDINGI	1596619	PITALA	RURAL	AMI	2079402	2079402	1438291.69	30.83	33.13	100	
20	TPSODL	BERHAMPUR	HED HINJILIC	SHERAGADA	K KARADAKHANA	1596640	BANDHAGUDA NEW	RURAL	AMI	1241409	1241409	660555.26	46.79	49.26	100	
21	TPSODL	BERHAMPUR	HED HINJILIC	SHERAGADA	K KARADAKHANA	1596643	MANIKAPUR	RURAL	AMI	882924	882924	365783.1	58.57	63.33	100	
22	TPSODL	BERHAMPUR	HED HINJILIC	SHERAGADA	PALASPUR	1596658	PATTAPUR	RURAL	Other	2572220	2572220	1064771.07	58.6	60.55	100	
23	TPSODL	BERHAMPUR	HED HINJILIC	SHERAGADA	PALASPUR	1596661	JURA	RURAL	AMI	368061	368061	329233.19	10.55	9.26	100	
24	TPSODL	BERHAMPUR	HED HINJILIC	SHERAGADA	ADAPADA	1596684	KURULA	RURAL	AMI	1473400	1473400	829855.89	43.68	41.23	100	
25	TPSODL	BERHAMPUR	HED HINJILIC	SHERAGADA	ADAPADA	1596687	KONKARADA	RURAL	AMI	1496831.6	1496831.6	635368.32	57.55	64.19	100	
26	TPSODL	BERHAMPUR	HED HINJILIC	SHERAGADA	ADAPADA	1596690	KHALINGI	RURAL	AMI	1684425.6	1684425.6	480529.27	71.47	72.5	100	
27	TPSODL	BERHAMPUR	HED HINJILIC	SHERAGADA	SHERAGADA	1596693	ASKA SHERAGADA	RURAL	AMI	1389156.4	1389156.4	565661.25	59.28	56.14	100	
28	TPSODL	BERHAMPUR	HED HINJILIC	SHERAGADA	SHERAGADA	1596698	DHABALAPUR	RURAL	AMI	1963448.8	1963448.8	880253.47	55.17	59.57	100	
29	TPSODL	BERHAMPUR	HED HINJILIC	SHERAGADA	SHERAGADA	1596701	PADAMANVAPUR	RURAL	AMI	1116034.4	1116034.4	856703.41	23.24	13.61	100	
30	TPSODL	BERHAMPUR	HED HINJILIC	SHERAGADA	SHERAGADA	1596704	KARADAKANA	RURAL	AMI	795585.2	795585.2	528586.6	33.56	40.68	100	
31	TPSODL	BERHAMPUR	HED HINJILIC	SHERAGADA	SHERAGADA	1596707	SHERAGADA TOWN	URBAN	AMI	2240876	2240876	1228248.96	45.19	42	100	
32	TPSODL	BERHAMPUR	PSED PURUS	KODALA	SUMANDALA	1596716	SUMANDALA	RURAL	AMI	727536	727536	567648.7	21.98	25.71	100	
33	TPSODL	BERHAMPUR	PSED PURUS	KODALA	SUMANDALA	1596719	TALASARA	RURAL	AMI	510945	510945	345505.83	32.38	43.8	100	
34	TPSODL	BERHAMPUR	PSED PURUS	KODALA	SUMANDALA	1596722	ANGARAGAON NEW	RURAL	AMI	1541235	1541235	1100815.81	28.58	30.96	100	
35	TPSODL	BERHAMPUR	PSED PURUS	KODALA	KODALA	1596725	MATHASARSINGI	RURAL	AMI	1886407.6	1886407.6	1027906.32	45.51	55.24	100	
36	TPSODL	BERHAMPUR	PSED PURUS	KODALA	KODALA	1596728	KODALA	RURAL	AMI	1807093.6	1807093.6	1319025.86	27.01	34.75	100	
37	TPSODL	BERHAMPUR	PSED PURUS	KODALA	KODALA	1596731	OLD GUDIALI	RURAL	AMI	1007888	1007888	671927.85	33.33	36.82	100	
38	TPSODL	BERHAMPUR	PSED PURUS	KODALA	KODALA	1596734	NEW PHASI	RURAL	AMI	873043.2	873043.2	710611.68	18.61	25.37	100	
39	TPSODL	BERHAMPUR	PSED PURUS	POLASARA	HATIOTA	1596740	RUMAGADA	RURAL	AMI	993381	993381	431524.24	56.56	58.69	100	
40	TPSODL	BERHAMPUR	PSED PURUS	POLASARA	HATIOTA	1596743	BALICHAHATIOTA	RURAL	AMI	2191770	2191770	611689.06	72.09	75.32	100	
41	TPSODL	BERHAMPUR	PSED PURUS	POLASARA	POLASARA	1596749	BELAGAON	RURAL	AMI	1734221.6	1734221.6	491488.96	71.66	75.78	100	
42	TPSODL	BERHAMPUR	PSED PURUS	POLASARA	POLASARA	1596752	CHIRIKIPADA	RURAL	AMI	1273607.2	1273607.2	386090.99	69.69	69.87	100	
43	TPSODL	BERHAMPUR	PSED PURUS	POLASARA	POLASARA	1596755	POLASARA TOWN	URBAN	AMI	300984.4	300984.4	123232.24	59.06	66.84	100	
44	TPSODL	ASKA	AED ASKA-II	K S NAGAR	PAIKA JAMUNA	1676213	KANIARI	RURAL	AMI	1727175	1727175	533755.69	69.1	75.5	100	
45	TPSODL	ASKA	AED ASKA-II	K S NAGAR	PAIKA JAMUNA	1676226	PAIKAJAMUNA	RURAL	AMI	1863936	1863936	690056.54	62.98	71.11	100	
46	TPSODL	ASKA	AED ASKA-II	K S NAGAR	PAIKA JAMUNA	1676234	BARIDA	RURAL	AMI	1620060	1620060	437717.12	72.98	80.88	100	
47	TPSODL	ASKA	AED ASKA-II	K S NAGAR	BUDHAMBHA	1676246	ATHAGADA PATANA	RURAL	AMI	810578.4	810578.4	349702.59	56.86	63.14	100	

48	TPSODL	ASKA	PSED PURUS	POLASARA	BUDHAMB	1676258	POLASARA RURAL	RURAL	AMI	1378246.4	1378246.4	694409.28	49.62	48.62	100	
49	TPSODL	ASKA	AED ASKA-II	K S NAGAR	BUDHAMB	1676314	BUDHAMB	RURAL	AMI	811372	811372	395661.49	51.24	61.31	100	
50	TPSODL	ASKA	AED ASKA-II	K S NAGAR	BUDHAMB	1676324	BADAMAHURI	RURAL	AMI	889498.8	889498.8	695928.46	21.76	23.95	100	
51	TPSODL	ASKA	GSED DIGAP	DIGAPAHAN	DIGAPHANDI	1676522	PADMANAVAPUR	RURAL	AMI	1591270.4	1591270.4	1223643.99	23.1	28.31	100	
52	TPSODL	ASKA	GSED DIGAP	DIGAPAHAN	DIGAPHANDI	1676529	DIGAPAHANDI TOWN	URBAN	AMI	3160904	3160904	2702013.2	14.52	20.93	100	
53	TPSODL	ASKA	GSED DIGAP	DIGAPAHAN	DIGAPHANDI	1676537	ANKORODA	RURAL	AMI	712200	712200	684088.27	3.95	5.24	100	
54	TPSODL	ASKA	GSED DIGAP	DIGAPAHAN	DIGAPHANDI	1676547	DIGAPAHANDI RURAL	RURAL	AMI	1575234.4	1575234.4	1157291.23	26.53	29.18	100	
55	TPSODL	ASKA	GSED DIGAP	DIGAPAHAN	DIGAPHANDI	1676639	DIGAPAHANDI PHD	URBAN	AMI	108552.8	108552.8	103637.81	4.53	10.4	100	
56	TPSODL	ASKA	GSED DIGAP	DIGAPAHAN	DIGAPHANDI	1677364	PUDAMARI		Other	5470800	5470800	5253000.01	3.98	8.04	100	
57	TPSODL	ASKA	GSED DIGAP	DIGAPAHAN	DIGAPHANDI	1677409	SIDHESWAR		Other	2277600	2277600	1535886.82	32.57	39.08	100	
58	TPSODL	BERHAMPUR	GNED GANJA	CHATRAPUR	BALUGAON	1677916	KHALLIKOTE		Other	10144800	10144800	8675099.3	14.49	23.24	100	
59	TPSODL	BERHAMPUR	BED BERHAM	GOPALPUR	BHANJAVIHAR	1767642	GOLABANDHA	RURAL	Other	1899221.22	1899221.22	1231587.34	35.15	36.27	100	
60	TPSODL	BERHAMPUR	BED BERHAM	GOPALPUR	BHANJAVIHAR	1767645	KARAPALLI	RURAL	AMI	2787998	2787998	1551796.59	44.34	45.46	100	
61	TPSODL	BERHAMPUR	BED BERHAM	GOPALPUR	BHANJAVIHAR	1767653	UNIVERSITY	RURAL	AMI	25993790.8	25993790.8	1101860.96	95.76	95.9	100	
62	TPSODL	BERHAMPUR	BED BERHAM	GOPALPUR	DURA	1767665	RAMACHANDRAPUR	RURAL	Other	168960	168960	153625.84	9.08	12.51	100	
63	TPSODL	BERHAMPUR	BED BERHAM	GOPALPUR	DURA	1767671	LI POINT	RURAL	Other	3480	3480	3587.07	-3.08	2.58	100	
64	TPSODL	BERHAMPUR	PSED PURUS	P S PUR	BALIA	1841804	ACHULI	RURAL	AMI	779586	779586	506802.29	34.99	45.53	100	
65	TPSODL	BERHAMPUR	PSED PURUS	P S PUR	TARATARINI	1841838	JAMUNI	RURAL	AMI	1176376.8	1176376.8	840424.23	28.56	32.73	100	
66	TPSODL	BERHAMPUR	PSED PURUS	P S PUR	TARATARINI	1841870	BHATAKUMARADA	RURAL	AMI	1196963.2	1196963.2	1034651.45	13.56	17.07	100	
67	TPSODL	BERHAMPUR	BED BERHAM	INDUSTRIAL	GOODSHED	1854282	HILPATNA	URBAN	AMI	2967798.4	2967798.4	2553257.35	13.97	22.34	100	
68	TPSODL	BERHAMPUR	BED BERHAM	INDUSTRIAL	GOODSHED	200892	GOODSHED	URBAN	AMI	689985.6	689985.6	667468.22	3.26	13.8	100	
69	TPSODL	BERHAMPUR	BED BERHAM	SUB.DIV.NO-	AMBAPUA	201170	INCOMETAX&PALIGUMUD	URBAN	AMI	826431.6	826431.6	717270.7	13.21	13.46	100	
70	TPSODL	BERHAMPUR	BED BERHAM	SUB.DIVISION	AMBAGADA	201399	ASKAROAD PHD-DEDICATE	URBAN	AMI	87815.2	87815.2	82827	5.68	34.95	100	
71	TPSODL	BERHAMPUR	BED BERHAM	GOPALPUR	BHANJAVIHAR	3129179	KALIPALLI	RURAL	AMI	694650	694650	3703.4	99.47	99.94	100	
72	TPSODL	BERHAMPUR	BED BERHAM	GOPALPUR	BHANJAVIHAR	3129181	GOPALPUR	URBAN	Other	257535.8	257535.8	66399.07	74.22	77.06	100	
73	TPSODL	BERHAMPUR	BED BERHAM	GOPALPUR	NARENDRAPUR	3130334	RAGHUNATHPUR	RURAL		2446350	2446350	1489883.81	39.1	40.05	100	
74	TPSODL	BERHAMPUR	BED BERHAM	GOPALPUR	NARENDRAPUR	3130357	AIRPORT DIRECTOR RADR	RURAL	AMI	2461281	2461281	49368	97.99	97.99	100	
75	TPSODL	BERHAMPUR	BED BERHAM	GOPALPUR	NARENDRAPUR	3130359	TATA COLONY	RURAL	Other	608600	608600	637680.91	-4.78	9.07	100	
76	TPSODL	BERHAMPUR	BED BERHAM	SUB.DIVISION	AMBAGADA	3130388	DAKHINAPUR WATER WOR	RURAL	AMI	422506.4	422506.4	392500	7.1	19.54	100	
77	TPSODL	BERHAMPUR	BED BERHAM	SUB.DIVISION	AMBAGADA	3130390	BALIPADA	URBAN	AMI	4090908.8	4090908.8	2756210	32.63	34.66	100	
78	TPSODL	BERHAMPUR	BED BERHAM	KANISI	JAGAPUR	3130435	GOLANTHARA	RURAL	AMI	765643.5	765643.5	470519.7	38.55	41.8	100	
79	TPSODL	BERHAMPUR	BED BERHAM	KANISI	JAGAPUR	3130437	SURLA	RURAL	AMI	2691826.8	2691826.8	2266105.83	15.82	17.1	100	
80	TPSODL	BERHAMPUR	BED BERHAM	GOPALPUR	GOPALPUR	3130461	BOXIPALLY	RURAL	Other	1253000	1253000	1073337.65	14.34	16.57	100	
81	TPSODL	BERHAMPUR	BED BERHAM	GOPALPUR	GOPALPUR	3130463	GOPALPUR TOWN	URBAN	Other	2197000	2197000	1960696.98	10.76	10.93	100	
82	TPSODL	BERHAMPUR	BED BERHAM	GOPALPUR	GOPALPUR	3130465	NARAYANPUR	RURAL	Other	715000	715000	691615.6	3.27	2.78	100	
83	TPSODL	BERHAMPUR	BED BERHAM	SUB.DIVISION	NIMAKHANDI	3130501	NIMAKHANDI	RURAL	AMI	2026065	2026065	1824078.92	9.97	15.03	100	
84	TPSODL	BERHAMPUR	BED BERHAM	SUB.DIVISION	NIMAKHANDI	3130505	BORIGAON	RURAL	AMI	693570	693570	542750.38	21.75	32.49	100	
85	TPSODL	BERHAMPUR	BED BERHAM	SUB.DIVISION	NIMAKHANDI	3130507	GURUNTHI	RURAL	AMI	1743060	1743060	1461879.48	16.13	20.02	100	
86	TPSODL	BERHAMPUR	BED BERHAM	SUB.DIVISION	LATHI	3130523	SUKUNDA	RURAL	AMI	1578083.6	1578083.6	1269820.63	19.53	24.86	100	
87	TPSODL	BERHAMPUR	BED BERHAM	SUB.DIVISION	LATHI	3130525	MOHUDA	RURAL	AMI	1151677.2	1151677.2	908732.77	21.09	15.03	100	
88	TPSODL	BERHAMPUR	BED BERHAM	SUB.DIVISION	LATHI	3130527	LATHI	RURAL	AMI	1610190.8	1610190.8	1373024.37	14.73	24.82	100	
89	TPSODL	BERHAMPUR	BED BERHAM	SUB.DIVISION	KUKUDAKHANDI	3130552	KUKUDAKHANDI	RURAL	AMI	1939253.2	1939253.2	1787293.72	7.84	8.65	100	
90	TPSODL	BERHAMPUR	BED BERHAM	SUB.DIVISION	KUKUDAKHANDI	3130554	ANKUSHPUR	RURAL	AMI	1790938.4	1790938.4	1563760.24	12.68	9.91	100	
91	TPSODL	BERHAMPUR	BED BERHAM	SUB.DIVISION	KUKUDAKHANDI	3130556	BOULAJHOLI	RURAL	AMI	738417.6	738417.6	613135.7	16.97	19.66	100	
92	TPSODL	BERHAMPUR	BED BERHAM	SUB.DIVISION	KUKUDAKHANDI	3130558	INDUSTRIAL	RURAL	AMI	621218.4	621218.4	608640.2	2.02	3.25	100	
93	TPSODL	BERHAMPUR	BED BERHAM	KANISI	MANTRIDI	3130588	NIST	RURAL	AMI	950000	950000	932863.93	1.8	10.47	100	
94	TPSODL	BERHAMPUR	BED BERHAM	KANISI	MANTRIDI	3130590	BHAIRABI	RURAL	Other	870000	870000	814833.78	6.34	8.02	100	
95	TPSODL	BERHAMPUR	BED BERHAM	KANISI	MANTRIDI	3130592	SASANPADAR	RURAL	Other	2030000	2030000	1725662.22	14.99	17.03	100	
96	TPSODL	BERHAMPUR	BED BERHAM	KANISI	MANTRIDI	3130594	MANTRIDI TOWN	RURAL	Other	1370000	1370000	1240506.43	9.45	16.12	100	
97	TPSODL	BERHAMPUR	BED BERHAM	KANISI	KANISI	3130611	RANDHA	RURAL	AMI	2648548	2648548	1285387.9	51.47	50.39	100	
98	TPSODL	BERHAMPUR	BED BERHAM	KANISI	KANISI	3130613	TULU	RURAL	AMI	3200423.2	3200423.2	2476630.34	22.62	22.94	100	
99	TPSODL	BERHAMPUR	HED HINJILIC	HINJLIKATU	HINJILI	3550192	HINJILICUT TOWN	URBAN	AMI	3131076.8	3131076.8	2541751.31	18.82	21.38	100	
100	TPSODL	ASKA	AED ASKA-II	BUGUDA	BUGUDA	3789260	PANGIDI	RURAL	AMI	1323782.4	1323782.4	732873.28	44.64	41.13	100	
101	TPSODL	ASKA	AED ASKA-II	BUGUDA	BUGUDA	3789262	GOLIA	RURAL	Other	2073000	2073000	857856.28	58.62	60.56	100	
102	TPSODL	ASKA	AED ASKA-II	BUGUDA	BUGUDA	3789264	BUGUDA TOWN	URBAN	Other	6377600	6377600	2220517.57	65.18	69.44	100	
103	TPSODL	ASKA	AED ASKA-II	BUGUDA	BUGUDA	3789266	KARCHULI	RURAL	AMI	3006018.4	3006018.4	1903640.95	36.67	41.01	100	

104	TPSODL	ASKA	AED ASKA-II	BUGUDA	BUGUDA	3789268	MOTABADI	RURAL	AMI	1250096.8	1250096.8	700112.4	44	46.53	100	
105	TPSODL	BERHAMPUR	BED BERHAM	GOPALPUR	GOPALPUR	5314276	HARIPUR	RURAL	Other	1837000	1837000	1831403.55	0.3	9.95	100	
106	TPSODL	BERHAMPUR	BED BERHAM	SUB.DIV.NO-	MEDICAL	565175	AMBAPUA MEDICAL	URBAN	AMI	979418.4	979418.4	170714.8	82.57	82.25	100	
107	TPSODL	BERHAMPUR	BED BERHAM	SUB.DIV.NO-	MEDICAL	565500	SIDHARTH NAGAR	URBAN	AMI	2764560	2764560	2500065.06	9.57	9.97	100	
108	TPSODL	BERHAMPUR	BED BERHAM	SUB.DIV.NO-	MEDICAL	565669	OLD BUS STAND	URBAN		4115812	4115812	3989105.93	3.08	1.68	100	
109	TPSODL	BERHAMPUR	BED BERHAM	SUB.DIV.NO-	MEDICAL	565867	TATABENZ	URBAN	Other	5228388	5228388	4661905.49	10.83	13.76	100	
110	TPSODL	BERHAMPUR	BED BERHAM	SUB.DIV.NO-	MEDICAL	566113	CITY HOSPITAL-MEDICAL	URBAN	AMI	4669230.4	4669230.4	4444254.07	4.82	6.72	100	
111	TPSODL	ASKA	GSED DIGAPA	CHIKITI	PATRAPUR	5870055	BAMAKEI	RURAL	AMI	1041173.6	1041173.6	913275.66	12.28	21.97	100	
112	TPSODL	ASKA	GSED DIGAPA	CHIKITI	PATRAPUR	5870257	JAYANTIPUR	RURAL	AMI	1807863.2	1807863.2	1797570.98	0.57	3.63	100	
113	TPSODL	ASKA	AED ASKA-I	ASKA	JAHADA	5870844	PUTU	RURAL	AMI	1737900	1737900	471220.6	72.89	77.65	100	
114	TPSODL	BERHAMPUR	GNEED GANJA	RAMBHA	TITIPA	5871362	NUAGAON	RURAL	AMI	451428	451428	40352.23	91.06	87.66	100	
115	TPSODL	BERHAMPUR	GNEED GANJA	RAMBHA	HUMMA	5871386	KHANDADEULI	RURAL	AMI	2065201.6	2065201.6	983853.54	52.36	58.19	100	
116	TPSODL	BERHAMPUR	PSSED PURUS	KODALA	BEGUNIAPADA	5871914	MUNDULA	RURAL	AMI	699284	699284	403335.72	42.32	47.51	100	
117	TPSODL	BERHAMPUR	PSSED PURUS	KODALA	BEGUNIAPADA	5871924	ODONAI	RURAL	AMI	851054	851054	511396.19	39.91	48.35	100	
118	TPSODL	BERHAMPUR	PSSED PURUS	KODALA	BEGUNIAPADA	5871927	BEGUNIAPADA	RURAL	AMI	1825320	1825320	1285089.74	29.6	37.48	100	
119	TPSODL	BERHAMPUR	PSSED PURUS	KODALA	BEGUNIAPADA	5871930	ANGARAGAON OLD	RURAL	AMI	1759926.4	1759926.4	1207509.08	31.39	38.97	100	
120	TPSODL	BERHAMPUR	HED HINIJIUC	SHERAGADA	ADAPADA	5871975	ADAPADA	RURAL	AMI	2120656	2120656	428763.56	79.78	82.62	100	
121	TPSODL	BERHAMPUR	PSSED PURUS	P S PUR	TARATARINI	5871978	SOLAGHARA	RURAL	AMI	1022128	1022128	743733.68	27.24	31.14	100	
122	TPSODL	BERHAMPUR	PSSED PURUS	P S PUR	TARATARINI	5871981	SUNATHARA	RURAL	AMI	1098768.4	1098768.4	867336.75	21.06	22.42	100	
123	TPSODL	BERHAMPUR	PSSED PURUS	P S PUR	TARATARINI	5871984	RANAJHALI	RURAL	AMI	378294.4	378294.4	268639.63	28.99	35.76	100	
124	TPSODL	BERHAMPUR	PSSED PURUS	P S PUR	PURUSHOTTAMPUR	5872119	PANDIA	RURAL	AMI	2686230.4	2686230.4	1497831.26	44.24	48.75	100	
125	TPSODL	BERHAMPUR	BED BERHAM	GOPALPUR	DURA	5872174	GONJU	RURAL	Other	493260	493260	425516.07	13.73	20.21	100	
126	TPSODL	BERHAMPUR	GNEED GANJA	RAMBHA	TITIPA	5872226	MAHISA BERHAMPUR	RURAL	AMI	678678.4	678678.4	191058	71.85	86.06	100	
127	TPSODL	ASKA	AED ASKA-I	NUAGAM	NUAGAON	6770772	A C S I SUGAR FACTORY	RURAL	AMI	201276.8	201276.8	196537	2.35	-12.81	100	
128	TPSODL	ASKA	AED ASKA-I	NUAGAM	NUAGAON	6770776	MUKUNDAPUR	RURAL	AMI	4754593.6	4754593.6	1133987.83	76.15	80.66	100	
129	TPSODL	ASKA	AED ASKA-I	NUAGAM	NUAGAON	6770779	NUAGAM	RURAL	AMI	2080277.6	2080277.6	542677.07	73.91	74.95	100	
130	TPSODL	ASKA	AED ASKA-I	NUAGAM	NUAGAON	6770782	BHETANAI	RURAL	Other	1839385.08	1839385.08	1407147.01	23.5	28.08	100	
131	TPSODL	ASKA	AED ASKA-I	NUAGAM	NUAGAON	6770785	COLLEGE SQUARE	RURAL	AMI	4109078.4	4109078.4	1271573.74	69.05	70.88	100	
132	TPSODL	ASKA	AED ASKA-I	ASKA	KHARIGUMA	6770788	BARADABILI	RURAL	AMI	1102416	1102416	691069.95	37.31	38.67	100	
133	TPSODL	ASKA	AED ASKA-I	ASKA	KHARIGUMA	6770791	NUAGADA	RURAL	AMI	795564	795564	588637.96	26.01	31.7	100	
134	TPSODL	ASKA	AED ASKA-II	BUGUDA	BALIPADAR	6771364	BALIPADAR TOWN	RURAL	AMI	1302128	1302128	764533	41.29	41.62	100	
135	TPSODL	ASKA	AED ASKA-II	BUGUDA	BALIPADAR	6771370	GAHANGU	RURAL	AMI	480411.6	480411.6	353430.03	26.43	25.92	100	
136	TPSODL	ASKA	AED ASKA-II	K S NAGAR	BUDHAMBHA	6771375	GUADIAPALI	RURAL	AMI	305924	305924	181288.58	40.74	42.82	100	
137	TPSODL	ASKA	AED ASKA-II	K S NAGAR	KS NAGAR	6771388	PATHARA	RURAL	AMI	1194808.4	1194808.4	398733.19	66.63	73.85	100	
138	TPSODL	ASKA	AED ASKA-II	K S NAGAR	KS NAGAR	6771402	KS NAGAR TOWN	URBAN	AMI	2840572	2840572	2002824.92	29.49	38.68	100	
139	TPSODL	ASKA	AED ASKA-II	K S NAGAR	KS NAGAR	6771412	SIALIA	RURAL	AMI	1884667.6	1884667.6	510257.84	72.93	75.04	100	
140	TPSODL	ASKA	AED ASKA-II	K S NAGAR	KS NAGAR	6771423	GDIALI	RURAL	AMI	1472836	1472836	1006788.38	31.64	39.03	100	
141	TPSODL	ASKA	AED ASKA-II	K S NAGAR	KS NAGAR	6771433	BARIDA / BOLOSARA	RURAL	AMI	1923600.8	1923600.8	460794.55	76.05	83.42	100	
142	TPSODL	BERHAMPUR	GNEED GANJA	KHALLIKOTE	ODIALPUR	6771470	ODIALPUR KESHPURPATNA	RURAL	AMI	807996	807996	368489.49	54.39	79.25	100	
143	TPSODL	BERHAMPUR	GNEED GANJA	KHALLIKOTE	ODIALPUR	6771473	PATHARA ODIALPUR	RURAL	AMI	1245033	1245033	392238.9	68.5	82.46	100	
144	TPSODL	BERHAMPUR	GNEED GANJA	KHALLIKOTE	ODIALPUR	6771476	SWOSTI	RURAL	AMI	276954	276954	276369	0.21	-15.71	100	
145	TPSODL	BERHAMPUR	BED BERHAM	SUB.DIVISION	N K NAGAR	700747	GANDHINAGAR-I	URBAN	AMI	2817146.4	2817146.4	2594569.92	7.9	9.28	100	
146	TPSODL	BERHAMPUR	BED BERHAM	SUB.DIVISION	LOCHAPADA	700800	GATE BAZAR	URBAN	Other	2390800	2390800	2059659.22	13.85	17.3	100	
147	TPSODL	BERHAMPUR	BED BERHAM	SUB.DIVISION	LOCHAPADA	700930	TULSI NAGAR	URBAN	Other	2965400	2965400	2905357.82	2.02	2.67	100	
148	TPSODL	BERHAMPUR	BED BERHAM	SUB.DIVISION	LOCHAPADA	701131	BRAJA NAGAR	URBAN	Other	2116600	2116600	1960656	7.37	9.88	100	
149	TPSODL	BERHAMPUR	BED BERHAM	SUB.DIVISION	AMBAGADA	702905	ASKA ROAD	URBAN	AMI	3950907.2	3950907.2	3770268.35	4.57	6.47	100	
150	TPSODL	BERHAMPUR	BED BERHAM	SUB.DIVISION	AMBAGADA	703056	AUTONAGAR	URBAN	AMI	132066.4	132066.4	117982	10.66	3.41	100	
151	TPSODL	ASKA	GSED DIGAPA	DIGAPAHAN	SIDHESWAR	7540876	SIDHESWAR GANIANALA	RURAL	AMI	952635	952635	666401	30.05	34.98	100	
152	TPSODL	ASKA	GSED DIGAPA	DIGAPAHAN	SIDHESWAR	7541044	KOTINADA	RURAL	AMI	2434458	2434458	869633.83	64.28	68.52	100	
153	TPSODL	ASKA	GSED DIGAPA	CHIKITI	CHIKITI	7541093	CHIKITI NAC	URBAN	Other	2416400	2416400	2173519.51	10.05	15.03	100	
154	TPSODL	ASKA	GSED DIGAPA	CHIKITI	CHIKITI	7541235	KRUSHNAPUR	RURAL	Other	846600	846600	685710.11	19	18.14	100	
155	TPSODL	ASKA	GSED DIGAPA	DIGAPAHAN	DEKHALI	7541581	JAKARA DUMBULA	RURAL	AMI	1036649.6	1036649.6	777254.26	25.02	27.32	100	
156	TPSODL	ASKA	GSED DIGAPA	DIGAPAHAN	DEKHALI	7541903	BOMKEI	RURAL	AMI	469153.6	469153.6	341983.46	27.11	26.59	100	
157	TPSODL	ASKA	GSED DIGAPA	DIGAPAHAN	BHISHMAGIRI	7541935	NEW BHISHMAGIRI	RURAL	AMI	1067671.2	1067671.2	632398.46	40.77	43.57	100	
158	TPSODL	ASKA	GSED DIGAPA	DIGAPAHAN	BHISHMAGIRI	7542166	NIMAKHANDI PENTHA	RURAL	AMI	1669742.8	1669742.8	1134226.94	32.07	29.17	100	
159	TPSODL	BERHAMPUR	GNEED GANJA	CHATRAPUR	CHHATRAPUR	7543977	LOWERBUS STAND	RURAL	AMI	3175281	3175281	2303411.17	27.46	32.39	100	

160	TPSODL	ASKA	GSED DIGAPA	CHIKITI	PITATALI	7544404	RAMPA BARADA	RURAL	Other	266610	266610	231420.14	13.2	17.13	100	
161	TPSODL	ASKA	GSED DIGAPA	CHIKITI	PITATALI	7544432	KRUSHNA NAGAR	RURAL	Other	530175	530175	429092.56	19.07	18.64	100	
162	TPSODL	ASKA	GSED DIGAPA	CHIKITI	PITATALI	7544435	PITATALI RURAL	RURAL	Other	984600	984600	818123.27	16.91	17.63	100	
163	TPSODL	ASKA	GSED DIGAPA	CHIKITI	PATRAPUR	7544442	KELUA	RURAL	AMI	1171054.4	1171054.4	766949.4	34.51	34.55	100	
164	TPSODL	ASKA	AED ASKA-I	ASKA	JARADA	7544455	TUMBA	RURAL	Other	504930	504930	337148.66	33.23	31.9	100	
165	TPSODL	ASKA	AED ASKA-I	ASKA	JARADA	7544458	JARADA	RURAL	Other	601125	601125	480409.52	20.08	24.87	100	
166	TPSODL	ASKA	GSED DIGAPA	CHIKITI	SURANGI	7544461	MANDARADA	RURAL	Other	561915	561915	388124.24	30.93	34.38	100	
167	TPSODL	ASKA	GSED DIGAPA	CHIKITI	SURANGI	7544464	TALAPADA	RURAL	Other	315510	315510	205639.82	34.82	36.39	100	
168	TPSODL	ASKA	GSED DIGAPA	CHIKITI	SURANGI	7544467	RAJPUR	RURAL	Other	1145220	1145220	846261.76	26.1	26.31	100	
169	TPSODL	ASKA	GSED DIGAPA	CHIKITI	SURANGI	7544470	SURANGI	RURAL	Other	350145	350145	299827.77	14.37	17.7	100	
170	TPSODL	ASKA	GSED DIGAPA	CHIKITI	PATRAPUR	7544485	PATRAPUR	RURAL	AMI	1171999.2	1171999.2	921262.35	21.39	27.84	100	
171	TPSODL	ASKA	GSED DIGAPA	CHIKITI	CHIKITI	7544507	KOTILINGI RAMACHANDRP	RURAL	Other	872339.14	872339.14	597437.66	31.51	31.45	100	
172	TPSODL	BERHAMPUR	PSED PURUS	P S PUR	BALIA	7544524	BALIA	RURAL	AMI	1369257	1369257	702095.55	48.72	61.97	100	
173	TPSODL	BERHAMPUR	PSED PURUS	P S PUR	BALIA	7544527	BARAGAON	RURAL	AMI	1537755	1537755	739590.84	51.9	64.84	100	
174	TPSODL	BERHAMPUR	PSED PURUS	P S PUR	BALIA	7544530	BN PUR	RURAL	AMI	844827	844827	546220.79	35.35	37.98	100	
175	TPSODL	BERHAMPUR	PSED PURUS	P S PUR	PURUSHOTTAMPUR	7544544	PURUSHOTTAMPUR TOWN	URBAN	AMI	2950636	2950636	2215483.49	24.92	34.22	100	
176	TPSODL	BERHAMPUR	PSED PURUS	P S PUR	PURUSHOTTAMPUR	7544547	BHUTASARSINGI	RURAL	AMI	2694792	2694792	1537816.25	42.93	51.86	100	
177	TPSODL	BERHAMPUR	BED BERHAM	SUB.DIV.NO-	MEDICAL	7544553	COURTPETA	URBAN	AMI	3695076.8	3695076.8	3726269.37	-0.84	5.97	100	
178	TPSODL	BERHAMPUR	PSED PURUS	POLASARA	CHIRIKIPADA	7544572	BHABARADA	RURAL	AMI	1282116	1282116	673540.06	47.47	53.35	100	
179	TPSODL	BERHAMPUR	PSED PURUS	POLASARA	CHIRIKIPADA	7544585	DHUNKAPADA	RURAL	AMI	594354	594354	599416.26	-0.85	1.63	100	
180	TPSODL	BERHAMPUR	PSED PURUS	POLASARA	CHIRIKIPADA	7544620	PANDIRIPADA	RURAL	AMI	1341954	1341954	339506.6	74.7	80	100	
181	TPSODL	BERHAMPUR	GNEED GANJA	CHATRAPUR	BAULAGAON	7598746	BADAMADHAPUR	RURAL	Other	1735965	1735965	854179.16	50.8	49.71	100	
182	TPSODL	BERHAMPUR	GNEED GANJA	CHATRAPUR	BAULAGAON	7598749	BAULAGAON	RURAL	Other	780165	780165	582866.92	25.29	26.1	100	
183	TPSODL	BERHAMPUR	GNEED GANJA	CHATRAPUR	RAMCHANDRAPUR	7598752	CHAMAKHANDI	RURAL	AMI	2895202	2895202	1827228.77	36.89	40.55	100	
184	TPSODL	BERHAMPUR	GNEED GANJA	CHATRAPUR	RAMCHANDRAPUR	7598758	MATIKHALO	RURAL	AMI	1260565.6	1260565.6	1145505.56	9.13	9.83	100	
185	TPSODL	BERHAMPUR	GNEED GANJA	CHATRAPUR	RAMCHANDRAPUR	7598761	BHIKARIPALI	RURAL	AMI	161808.8	161808.8	149787.51	7.43	6.63	100	
186	TPSODL	BERHAMPUR	GNEED GANJA	KHALLIKOTE	KANHEIPUR	7598764	KANHEIPUR	RURAL	AMI	4147665.6	4147665.6	1228373.07	70.38	75.64	100	
187	TPSODL	BERHAMPUR	GNEED GANJA	KHALLIKOTE	KANHEIPUR	7598767	KESHPUR	RURAL	AMI	2275487.2	2275487.2	1052827.2	53.73	65.18	100	
188	TPSODL	BERHAMPUR	GNEED GANJA	KHALLIKOTE	KANHEIPUR	7598770	NARAYANI	RURAL	AMI	1695158.8	1695158.8	485582.67	71.35	74.5	100	
189	TPSODL	BERHAMPUR	GNEED GANJA	KHALLIKOTE	KANHEIPUR	7598773	LANGALESWAR	RURAL	AMI	1440944.8	1440944.8	554658.4	61.51	67.23	100	
190	TPSODL	BERHAMPUR	GNEED GANJA	KHALLIKOTE	KHALIKOTE	7598779	SYAMASUNDARPUR	RURAL	AMI	2382189.2	2382189.2	788870.91	66.88	71.93	100	
191	TPSODL	BERHAMPUR	GNEED GANJA	KHALLIKOTE	KHALIKOTE	7598782	KODOLA REC	URBAN	AMI	1734617.2	1734617.2	857788.58	50.55	59.55	100	
192	TPSODL	BERHAMPUR	GNEED GANJA	RAMBHA	HUMMA	7598797	PALUR	RURAL	AMI	1854229.6	1854229.6	800289.41	56.84	67.15	100	
193	TPSODL	BERHAMPUR	GNEED GANJA	RAMBHA	HUMMA	7598800	ABRA	RURAL	AMI	1370894.4	1370894.4	631556.79	53.93	58.97	100	
194	TPSODL	BERHAMPUR	GNEED GANJA	RAMBHA	HUMMA	7598805	HUMMA/RAMBHA	RURAL	AMI	1305032.8	1305032.8	500562.09	61.64	68.97	100	
195	TPSODL	BERHAMPUR	GNEED GANJA	RAMBHA	SAKIRI	7598808	SANAGHATI	RURAL	AMI	1107129	1107129	1007544.92	8.99	4.16	100	
196	TPSODL	BERHAMPUR	GNEED GANJA	RAMBHA	SAKIRI	7598811	KANAKA	RURAL	AMI	734067	734067	399832.84	45.53	58.04	100	
197	TPSODL	BERHAMPUR	GNEED GANJA	KHALLIKOTE	SAKIRI	7598814	CHIKILIBANIA	RURAL	AMI	1837035	1837035	1003448.61	45.38	51.77	100	
198	TPSODL	BERHAMPUR	GNEED GANJA	RAMBHA	TITIPA	7598822	TICHANNA	RURAL	AMI	499781.6	499781.6	57053	88.58	92.11	100	
199	TPSODL	BERHAMPUR	GNEED GANJA	RAMBHA	TITIPA	7598825	NUAPADA	RURAL	AMI	1718354	1718354	475854.19	72.31	77.86	100	
200	TPSODL	BERHAMPUR	GNEED GANJA	RAMBHA	RAMBHA	7598828	RAMBHA	URBAN	AMI	1023868.8	1023868.8	237738.21	76.78	84.6	100	
201	TPSODL	BERHAMPUR	GNEED GANJA	RAMBHA	RAMBHA	7598831	MILL	RURAL	AMI	2942857.2	2942857.2	1763290.21	40.08	46.76	100	
202	TPSODL	BERHAMPUR	GNEED GANJA	RAMBHA	MALUDA	7598838	FATEPUR	RURAL	AMI	133947.6	133947.6	30442.3	77.27	82.23	100	
203	TPSODL	BERHAMPUR	GNEED GANJA	RAMBHA	MALUDA	7598841	MORADA	RURAL	AMI	1168456	1168456	367001.26	68.59	77.26	100	
204	TPSODL	BERHAMPUR	GNEED GANJA	RAMBHA	MALUDA	7598844	BAJRAKOTE	RURAL	AMI	1315276.8	1315276.8	407318.99	69.03	76.93	100	
205	TPSODL	BERHAMPUR	GNEED GANJA	RAMBHA	MALUDA	7598847	KP_GADA	RURAL	AMI	2836766.4	2836766.4	611742.7	78.44	81.45	100	
206	TPSODL	BERHAMPUR	HED HINJILIC	HINJLIKATU	GANDALA	7598853	GANDALA	RURAL	AMI	1527077.6	1527077.6	1222276.39	19.96	19.1	100	
207	TPSODL	BERHAMPUR	HED HINJILIC	HINJLIKATU	GANDALA	7598856	BHABANDHA	RURAL	AMI	1332274	1332274	1143765.42	14.15	12.11	100	
208	TPSODL	BERHAMPUR	HED HINJILIC	HINJLIKATU	GANDALA	7598859	DHOBADI PATTAPUR	RURAL	AMI	602155.2	602155.2	485824.99	19.32	14.36	100	
209	TPSODL	BERHAMPUR	HED HINJILIC	HINJLIKATU	HINJILI	7598865	BURUPADA	URBAN	AMI	500490.8	500490.8	268469.14	46.36	28.12	100	
210	TPSODL	BERHAMPUR	HED HINJILIC	HINJLIKATU	HINJILI	7598868	BADAKHANDI	RURAL	AMI	1679802.8	1679802.8	1267233.77	24.56	28.95	100	
211	TPSODL	BERHAMPUR	HED HINJILIC	HINJLIKATU	HINJILI	7598871	SARU	RURAL	AMI	1081764	1081764	915513.63	15.37	12.73	100	
212	TPSODL	BERHAMPUR	HED HINJILIC	HINJLIKATU	HINJILI	7598874	PUTIAPADARA	RURAL	AMI	2008442.4	2008442.4	814569.78	59.44	62.84	100	
213	TPSODL	BERHAMPUR	GNEED GANJA	CHATRAPUR	CHHATRAPUR	7613262	CHATRAPUR RURAL	RURAL	AMI	2618379	2618379	1470116.62	43.85	40.55	100	
214	TPSODL	BERHAMPUR	GNEED GANJA	CHATRAPUR	CHHATRAPUR	7613265	UPPER BUS STAND	URBAN	AMI	2758092	2758092	2092324.57	24.14	28.48	100	
215	TPSODL	BERHAMPUR	GNEED GANJA	CHATRAPUR	CHHATRAPUR	7613268	DRDA	URBAN	AMI	831483	831483	618969.01	25.56	29.68	100	

216	TPSODL	BERHAMPUR	GNEDEGANJA	CHATRAPUR	CHHATRAPUR	7613272	PORT	RURAL	AMI	1514814	1514814	1115375.89	26.37	26.95	100	
217	TPSODL	BERHAMPUR	GNEDEGANJA	CHATRAPUR	CHHATRAPUR	7613275	AGASTI NUAGAON	RURAL	AMI	996568	996568	583323.34	41.47	41.87	100	
218	TPSODL	BERHAMPUR	BED BERHAM	INDUSTRIAL	GOODSHED	7613331	ANKULI NH	URBAN	AMI	8772490	8772490	1432675.25	83.67	84.81	100	
219	TPSODL	BERHAMPUR	HED HINJILIC	HINJLIKATU	HINJILI	7614798	HINJILI	URBAN	AMI	1817909.6	1817909.6	1280098.85	29.58	33.65	100	
220	TPSODL	ASKA	GSED DIGAPA	DIGAPAHAN	DIGAPAHANDI	7614851	ADAPADA		Other	14052000	14052000	8854382.36	36.99	38.21	100	
221	TPSODL	BERHAMPUR	BED-II	SUB.DIVISION	BERHAMPUR	7614861	LOCHAPADA		Other	9799680	9799680	7159582.04	26.94	30.68	100	
222	TPSODL	BERHAMPUR	GNEDEGANJA	CHATRAPUR	CHHATRAPUR	8167704	CHATRAPUR			8094080	8094080	5300344.1	34.52	33.83	100	
223	TPSODL	BERHAMPUR	PSED PURUS	P S PUR	PURUSHOTTAMPUR	8167921	LIFT IRRIGATION		Other	365520	365520	365670	-0.04	37.81	100	
224	TPSODL	BERHAMPUR	PSED PURUS	P S PUR	PURUSHOTTAMPUR	8167930	PURUSOTTAMPUR		Other	5586500	5586500	5257745.17	5.88	17.41	100	
225	TPSODL	BERHAMPUR	PSED PURUS	P S PUR	PURUSHOTTAMPUR	8167936	BALIA		Other	8001816	8001816	3830099.05	52.13	61.13	100	
226	TPSODL	BERHAMPUR	BED BERHAM	SUB.DIVISION	N K NAGAR	829064	HOUSING BOARD COLONY	URBAN	AMI	4348309.6	4348309.6	4181273.76	3.84	4.23	100	
227	TPSODL	BERHAMPUR	BED BERHAM	SUB.DIVISION	AMBAGADA	829295	CITYHOSPITAL-AMBAGADA	URBAN	AMI	5102964.4	5102964.4	4646714.32	8.94	10.84	100	
228	TPSODL	BERHAMPUR	BED BERHAM	SUB.DIVISION	CORPORATION ROAD	829580	URBAN BANK ROAD	URBAN	AMI	2324790	2324790	2356002.79	-1.34	-2.54	100	
229	TPSODL	BERHAMPUR	GNEDEGANJA	CHATRAPUR	BALUGAON	8859036	KESHPUR		Other	8128608	8128608	4358863.73	46.38	57.27	100	
230	TPSODL	BERHAMPUR	GNEDEGANJA	CHATRAPUR	CHHATRAPUR	8910368	BOULAGOUN			2144400	2144400	940856.48	56.12	55.64	100	
231	TPSODL	ASKA	AED ASKA-II	K S NAGAR	BUDHAMBAA	8915963	ATHAGADA OLD	RURAL	AMI	78262.4	78262.4	3963	94.94	95.13	100	





