

Designated Consumer

Dakshin Gujarat Vij Company Ltd

Dakshin Gujarat Vij Company Limited (DGVCL)

Registration No.: - DIS0003GJ
Urja Sadan, Nana Varachha Road,
Kapodara Char Rasta,
Surat - 395 006.

Conducted by

ZenithEnergy

M/s Zenith Energy Services Private Limited
Floor No 3, Ramky Grandiose,
Ramky Towers Complex,
Gachibowli – 500032, Hyderabad,

ACKNOWLEDGEMENT

Zenith Energy Services Private Limited (ZESPL), Hyderabad (an EmAEA by BEE) expresses its sincere gratitude to the management of "**Dakshin Gujarat Vij Company Limited (DGVCL)**" for giving us an opportunity for conducting an "**Annual Energy Audit**"(1st time for this DISCOM)located at Urja Sadan, Kapodara Char Rasta, Surat-395006. Our Special thanks go to the following DGVCL Surat officials for the wholehearted support and the excellent cooperation extended to the Audit team from ZESPL during the course of the field study.

Mr. H R Shah	Chief Engineer (O& M)
Mr. B K Patel	Addl. Chief Engineer (C&R)
Mr. G D Bhaiya	Superintending Engineer (DSM)
Mr. Bhavesh D Patel	Deputy Engineer (C&R)

ZESPL also wishes to thank all other executives and staff of DGVCL, Surat for their active involvement, providing all the data connected with the audit, and sharing their experience on the implementation of energy conservation measures in DGVCL.

ANNUAL AUDIT TEAM
ZENITH ENERGY SERVICES (P) LIMITED

STUDY TEAM

S. No	Name	Qualification	EM/EA/AEA/EmAEA Registration No	Experience (In Years) EE/ Sector
Accredited Energy Auditor				
1	Sri. R Gopala Krishna	B.E-Mechanical Engineering	AEA-0123	40
Certified Energy Auditor				
2	Sri D.S.R.Krishna	M. Tech - Thermal	EA-9078	38
3	Sri. Kaitha Praneeth Kumar	M.E-Power Systems	EA-33362	6
DISCOM Sector Specialist				
3	Sri. L Radha Krishna	M. Tech- Power Systems	DISCOM Sector Expert	40
Team Members				
4	Sri. P. Balamurugan	M.E-Energy Engineering	Energy Engineer	05

TABLE OF CONTENTS

TABLE OF CONTENTS 3
Executive Summary 6
1. EMPANELLED ACCREDITED ENERGY AUDITING FIRM [EmAEA]– AN OVERVIEW 8
1.1 Name of the Firm: M/s Zenith Energy Services (P) Ltd, Hyderabad 8
1.2 Registration No of the Firm :EmAEA – 011 8
1.3 Registration No of the Lead AEA: R Gopala Krishna (AEA –0123) 8
1.4 Other BEE empanelled CEA/ DISCOM sector Expert 8
2. DESIGNATED CONSUMER – AN OVERVIEW 9
2.1 Name and Address of Designated Consumer 9
2.2 Sector -DISCOM Sector 9
2.3 Name & details of Energy Auditor and Authorised signatory of DC 9
2.4 Brief Details of Dakshin Gujarat Vij Company Limited 9
3. SCOPE, APPROACH AND METHODOLOGY 11
3.1 Scope of M&V Audit 11
3.2 Approach Adopted for Annual Energy Audit 11
3.2.1 Field visit to the DGVCL-Surat by EmAEA Team 11
3.2.2 Audit Report by EmAEA 11
3.3 Methodology adopted for M&V Audit 11
3.3.1 Period of M&V Audit: 11
3.3.2 Composition of Team 11
3.3.3 Minutes of Meeting 12
3.3.4 Audit Methodology 12
4. ANNUAL ENERGY AUDIT - AN OVERVIEW 13
4.1 Purpose of the report 13
5. DISCOM T&D and AT&C Computation Approach 15
5.1 The methodology adopted by the DISCOM is as under: 15
5.2 Hierarchy of Distribution loss calculation by DISCOM 16
5.3 Purchased Energy 16
5.4 DGVCL Block Diagram 17
6. ENERGY SCENARIO OF DGVCL 18
6.1 Calculation of % T&D Loss 18
6.2 Consumer Details 18
6.2.1 Category Wise Consumer Details 18
6.2.2 Category wise consumers connected load 22
6.3 Net Input Energy computation (Energy Exchanges between TRANSCO and DGVCL) 26
6.4 Billed Energy 88

6.5 T&D Loss computation & Verification 93
6.6 Collection efficiency 93
6.7 Calculation of AT&C Loss 94
6.8 Brief summary of DISCOM 20-21 94
6.9 DGVCL Performance 20-21 95
6.10 Number of Feeders at different Voltage Level 95
7. PRO-FORMA VERIFICATION 96
7.1 Findings on linking errors, calculation errors if any 96
7.2 Discrepancies in calculations in Pro-forma and Normalization sheets 96
7.3 Document Verification 96
7.3.1 List of document verified with each parameter 96
7.3.2 Specific Percentage of Transmission and Distribution Losses 96
8. DOCUMENTATION (INCLUDED IN THE REPORT) 97
8.1 Annual Division wise and Category wise Consumers details Report 97
8.2 Annual Division wise and Category wise HT energy sales details Report 97
8.3 Annual Division wise and Category wise LT energy sales details Report 97
8.4 Annual Division wise and Category wise Ag-Unmetered energy sales details Report 97
8.5 Annual Power Purchase Report 97
8.6 Annual Open Access Sales Report 97
9. LIST OF ANNEXURES 99
9.1 Summary sheet 99
9.2 Division wise losses (Signed) 99
9.3 Input energy form 99
9.4 Other Documents 99

List of Figures

Figure 1: Energy flow diagram 17

Figure 2: Consumer Category of DGVCL 22

Figure 3: Category wise connected load details 26

Figure 4: Energy sale share diagram 92

Figure 5: AT&C losses in % 94

List of Tables

Table 1: GUVNL monthly bill details 16

Table 2: Division wise consumer category details 19

Table 3: Division wise connected load category details 22

Table 4: Feeder wise energy input details 26

Table 5: Consumer category wise billed energy details 89

Table 6: DGVCL T&D loss details 93

Table 7: Collection efficiency 94

Table 8: AT&C Loss Details 94

Table 9: Performance summary 94

Table 10: Energy and commercial loss details 95

Table 11: Feeder categories 95

Executive Summary

1. Audit period

Zenith team conducted the audit in the month of May 2022. This audit report is based upon the data provided by DGVCL for the FY 2020-2021. The energy audit team likes to acknowledge it on record the importance given to energy conservation by the DGVCL management and its continuous efforts to find ways and means to identify, to develop the detailed project report, and to make efforts to implement various ENCON measures.

2. Technical and Commercial Losses

- DGVCL kept submitting periodical energy accounting reports to BEE. The annual energy audit team verified that DC's Net Input Energy for the FY year20 -21 is which is **22780.87**MU.
- Transmission and distribution losses of DGVCL in the financial year 2020 – 2021 is 1717.21 MU

3. Critical Comments:

- Feeder wise as well as division wise energy inputs are considered for calculating the total energy input (MU) of DGVCL. DGVCL revenue report (HT&LTCGL) checked and billed energy (MU) and revenue (Cr.INR) details were taken for the assessment of the annual performance of DGVCL.
- Audit team has considered only the revenue report's consumer categories as guided by BEE for calculating T & D losses and not the feeder wise categories since many feeders are mixed type feeders. Each parameter in the proforma form is verified with the supporting documents provided by the DGVCL
- In the baseline year DGVCL has not considered EHT energy sales in A-6 of Form-input energy and the same considered in Division wise

losses Commercial/Industrial HT sales, so the same practice has been considered for the financial year20 – 21.

- Adhering to BEE guidelines, billed energy details taken from revenue report (CGL reports) generated at DGVCL company level on monthly basis and calculated T&D Losses of the DGVCL during the financial assessment year 2020-21 are **7.54%** only based on revenue reports.

1. EMPANELLED ACCREDITED ENERGY AUDITING FIRM [EmAEA]– AN OVERVIEW

1.1 Name of the Firm: M/s Zenith Energy Services (P) Ltd, Hyderabad

1.2 Registration No of the Firm : EmAEA – 011

1.3 Registration No of the Lead AEA: R Gopala Krishna (AEA –0123)

1.4 Other BEE empanelled CEA/ DISCOM sector Expert

- Sri L Radha Krishna – Discom Expert
- R. Sasidhar –CEA (EA 7970)

Zenith Energy Services (P) Limited (Zenith Energy) is a BEE empaneled energy auditing technical consultancy organization providing techno–commercial advisory services in the areas of Energy Efficiency, Renewable Energy, and Climate Change (CDM) for over three decades.

The company also has rich experience in conducting M&V audits during the PAT cycle for the cement sector, power sector, refineries and DISCOMs. The clients from DISCOM are TSPDCL, MSEDCL, from Cement are KCP, PENNA, KESORAM groups etc and from Power NTPC, KTPS (TSGENCO) etc.

2. DESIGNATED CONSUMER – AN OVERVIEW

2.1 Name and Address of Designated Consumer

Dakshin Gujarat Vij Company Limited (DGVCL)
Registration No.–DIS0003GJ
Urja Sadan, Corporate Office, Nana Varachha Road,
Kapodara Char Rasta
Surat - 395 006.

2.2 Sector -DISCOM Sector

2.3 Name & details of Energy Auditor and Authorised signatory of DC

Details of Energy Auditor	Details of Authorised Signatory
Shri. B D Patel, **Deputy Engineer & EA** Mobile : +91 99099 34688 Mail : decr.dgvcl@gebmail.com	**Shri.B K Patel,** **Addl. Chief Engineer(C&R)** Mobile : +91 6359891222 Mail: acegerc.dgvcl@gebmail.com **Shri.G D Bhaiya,** **Superintending Engineer(DSM)** Mobile : +91 6357332781 Mail : sedsm.dgvcl@gebmail.com

2.4 Brief Details of Dakshin Gujarat Vij Company Limited

Dakshin Gujarat Vij Company Limited was incorporated on 15 September 2003 by Gujarat Electricity Board (GEB). The Company obtained the Certificate of the Commencement of Business on 15 October 2007.

The company is involved in electricity sub-transmission, distribution and retail supply in the State of Gujarat or outside the State. Their mandate is to establish and use a power system network and to buy and sell electrical energy, and to collect information with an eye towards further system improvement. The Gujarat Electricity Industry (Re-Organization & Regulation) Act 2003 paved the way for comprehensive reform and restructuring of the State Electricity Board with an aim to restructure the Electricity Industry in a manner that will ensure the long-term viability and sustainability of the power sector in the state. As a part of the reform process, the GEB was restructured into several autonomous entities.

The Electricity Act 2003 introduced competition by way of open access in the transmission and distribution of electricity. The Government of Gujarat reorganized the GEB functionally into a Generation Company, a Transmission Company and four Distribution Companies. Thereby Dakshin Gujarat Vij Company Limited became functional on 1 April 2005.

3. SCOPE, APPROACH AND METHODOLOGY

3.1 Scope of M&V Audit

The Work order given by the DC to EmAEA is attached as an Annexure – 15.

DC Work Order Number:

No.SCC/O&M/Tech/Exp/2022/3697dated 30.04.2022

3.2 Approach Adopted for Annual Energy Audit

3.2.1 Field visit to the DGVCL-Surat by EmAEA Team

This part consists of Visit to the sites, Review of evidence presented by the DC, filling up of the forms as per BEE guidelines and thorough verification of the data, documents.

3.2.2 Audit Report by EmAEA

Based on the field visit, data collection, EmAEA prepared the annual Energy Audit report and presented it to the DC.

3.3 Methodology adopted for M&V Audit

3.3.1 Period of M&V Audit:

Activity	Period
Audit carried out at DGVCL-Surat	16.05.2022 – 19.05.2022
Post visit report preparation	20.05.2022 – 10.06.2022

3.3.2 Composition of Team

The following members from Zenith Energy and DGVCL have participated in the Energy Audit study of the DC for the FY 20-21.

Team from Zenith Energy Services (P) Ltd., Hyderabad	Team from DGVCL- Surat
Shri. R Gopala Krishna, AEA	Shri. H R Shah, CE-O&M
Shri. L Radha Krishna – Discom Expert	Shri. B K Patel, Addl. CE -C&R
Shri K.Praneeth Kumar -CEA	Shri. G D Bhaiya, SE -DSM
Shri. P Balamurugan, Energy Engineer	Shri. B D Patel, DE

3.3.3 Minutes of Meeting

The audit team has verified various measurement and monitoring systems available at the DC relevant to energy accounting. Subsequently, the audit team filled the sector specific proforma document using primary and secondary documents.

3.3.4Audit Methodology

- Discussion with the Energy Auditor, Superintending Engineer of DGVCL the plan of action and making them aware with respect to Energy audit procedure.
- Verification of energy input and sales data submitted by the DC.
- Examining mandatory Forms and source documents of the data presented during the audit.
- Evaluating the T&D losses and AT&C losses of DC.
- Preparation of audit report for the submission.

4. ANNUAL ENERGY AUDIT - AN OVERVIEW

4.1 Purpose of the report

Energy Conservation Act 2001 (EC Act 2001) requires DCs to:

a) Furnish report of energy consumption to the Designated Authority of the State as well as to BEE (section 14(k)).
b) Designate or appoint an Energy Manager who will be in-charge of submission of annual energy consumption returns of the Designated Agencies and BEE (Section 14 (l)).
c) Comply with the energy conservation norms and standards prescribed under Section 14 (g) of the Act.
d) Purchase Energy Saving Certificates (ESCerts) for compliance to section 14 (g) in the event of default. The Act has been amended with the addition of new subsection14A to enable this and section 14A (2) allows such trading. EScerts are defined by adding a new sub-section 2(ma).
e) Monitoring and Verification of compliance by Designated Energy Auditors (DENA) which will be prescribed the Government/ BEE under section 14A/13
(p) Of the Act.
f) Excess achievement of the target set would entail issuance of ESCerts under Section 14A (1).
g) Penalty for non-compliance being Rs. 10 lakhs and the value of non-compliance measured in terms of the market value of tons of oil equivalent by inserting a new section 26(1A).

Accordingly, gazette notification dated 6th October 2021 for energy audit and accounting in DISCOMs regulation 2021.

No. 18/1/BEE/DISCOM/2021.—Whereas the draft regulations namely, the Bureau of Energy Efficiency (Manner and Intervals for Conduct of Energy Audit (Accounting) in Electricity Distribution Companies) Regulations, 2021, were published vide notification No.18/1/BEE/DISCOM/2021, dated the 15th April, 2021 in the Gazette of India, Extraordinary, Part III, Section 4, as required under sub-section (1) of section 58 of the Energy Conservation Act, 2001 (52 of 2001) inviting objections and suggestions from all persons

likely to be affected thereby within forty five days from the date of publication of the Notification in the Official Gazette;

AND WHEREAS objections and suggestions received with respect to the said draft regulations within the specified period aforesaid have been duly considered; NOW, THEREFORE, in exercise of the powers conferred by clause (g) of sub-section (2) of section 58, read with clause (q) of sub-section (2) of section 13 of the Energy Conservation Act, 2001 (52 of 2001), the Bureau of Energy Efficiency, with the previous approval of the Central Government, hereby makes the following regulations, namely: --

1. Short title, application and commencement. — (1) These regulations may be called the Bureau of

Efficiency (Manner and Intervals for Conduct of Energy Audit in electricity distribution companies) Regulations, 2021.

(2) These regulations shall apply to all electricity distribution companies specified as designated consumer.

(3) They shall come into force on the date of their publication in the Official Gazette.

5. DISCOM T&D and AT&C Computation Approach

5.1 The methodology adopted by the DISCOM is as under:

i. Input energy is arrived with the joint reading of Transco, Discom and other concerned officials at inter face points of Transco-Discom, Genco-Discom, Private developers –Discom, Discom-Discom.

ii. The Input energy will be reconciled at Transco level every month with MRI dumps of all inter face points and will be considered as total input energy for DGVCL.

iii. The metered sale arrived through energy billing software using which bills are being issued.

iv. The agricultural sale is being assessed as per the methodology proposed by Indian Statistical Institute.

v. By knowing the input energy, metered sales and consumption, the Distribution loss and AT&C losses are computed at company level.

vi. DGVCL is also calculating the circle wise losses based on the inputs from boundary meters installed at circle level. Net energy input is finalised after Import/export of energy on the basis of boundary meters at circle level.

vii. Energy billed is considered as per the Energy Billing System (EBS)

viii. Reports of the DISCOM.

ix. T&D losses are calculated at circle level. Revenue billed and realized is taken from the financial records of DGVCL and accordingly AT&C losses are finalized.

x. The energy input is taken from the sub- station meters of 11 kV and 66 KV feeders and 66 kV, 132 kV and 220 kV feeders. Sale of energy is taken as per Energy Billing System (EBS) software. Agricultural consumption will be arrived as per ISI methodology.

5.2 Hierarchy of Distribution loss calculation by DISCOM

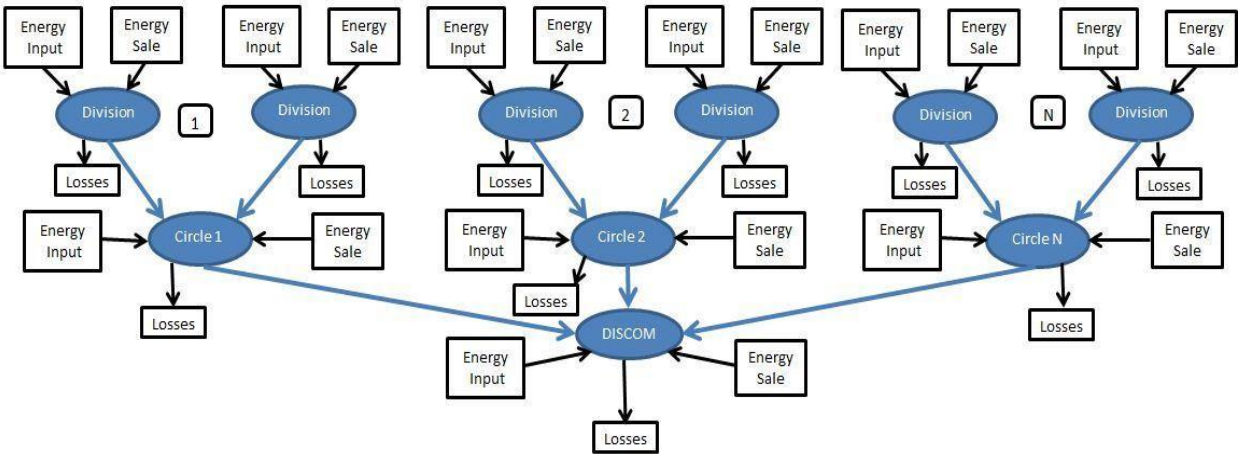

5.3 Purchased Energy

Data obtained and reported by DGVCL, the purchased energy from GUVNL (Gujarat Urja Vij Nigam Limited) for the financial year 2020 - 2021 is **19406.808 MU**. The total purchased energy is including solar is calculated as **19409.42 MU**

Table 1: GUVNL monthly bill details

Month	AS PER GUNVLBILLS
Apr-20	1057158.12
May-20	1326421.58
Jun-20	1403211.59
Jul-20	1405371.78
Aug-20	1284699.13
Sep-20	1634292.27
Oct-20	2104801.07
Nov-20	1628434.60
Dec-20	1781471.67
Jan-21	1783442.39
Feb-21	1821336.59
Mar-21	2176167.25
Total	**19406.808**

5.4 DGVCL Block Diagram

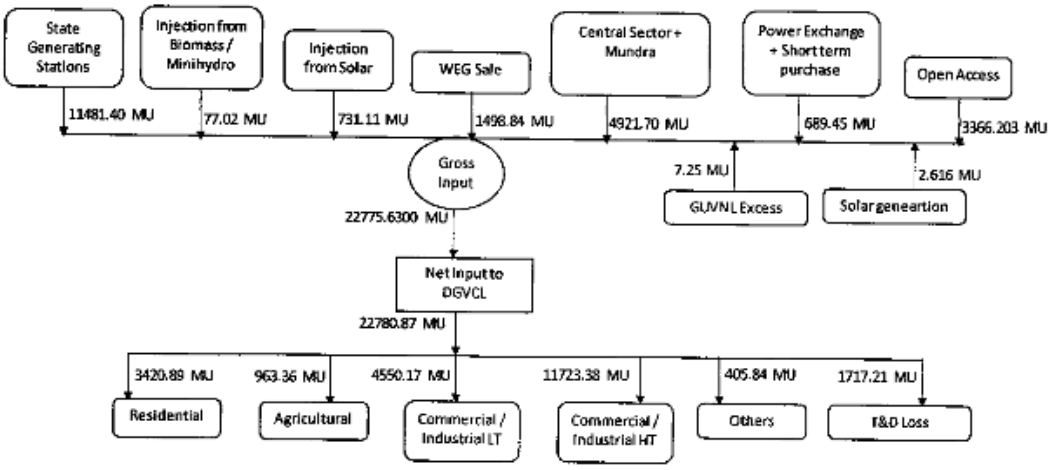

Figure 1: Energy flow diagram

Additional Chief Engineer (C&R)
DGVCL, SURAT.

Figure 1: Energy flow diagram

6. ENERGY SCENARIO OF DGVCL

6.1 Calculation of % T&D Loss

DGVCL supplies power to about 34.5Lakh consumers belonging to different categories through a network consisting of 2588 feeders at 11 kV and 22 kV levels and through 190624 no. of distribution transformers of different capacities.

Methodology of %T&D Losses Calculation:

The methodology adopted for **%T&D Losses** calculations is

1. Set the boundary of the operation as per gate-to-gate concept
2. Identify the sources of energy
3. Data collection from DISCOM
4. Accounting of Billed Energy, Net Input Energy consumption and Meter reading of input energy injection points in different scenarios
5. Calculate division wise losses
6. Calculate DISCOM % T&D Loss

The % T&D loss of the DISCOM is calculated excluding Open Access Energy sale on a monthly basis using the Transmission and Distribution losses in MU, the % T&D loss of the DISCOM are as per the following formula:

% T&D Loss = (Input Energy (MU) – Billed Energy (MU)) / Input Energy (MU)*100

6.2 Consumer Details

6.2.1 Category Wise Consumer Details

DGVCL, Surat supplies power to 34,43,433 number of consumers as per the data provided for FY2020 – 21 and details of category wise consumers is presented in the table below.

Table 2: Division wise consumer category details

S. no	Division name	Consumer category	No of connection metered (Nos)	No of connection Un-metered (Nos)	Total Number of connections (Nos)
1	Surat O & M	Residential	236342	0	236342
		Agricultural	1287	1088	2375
		Commercial/Industrial-LT	57887	0	57887
		Commercial/Industrial-HT	78	0	78
		Others	3282	0	3282
		Total	**298876**	**1088**	**299964**
2	Vyara O & M	Residential	139185	0	139185
		Agricultural	29908	3844	33752
		Commercial/Industrial-LT	12893	0	12893
		Commercial/Industrial-HT	47	0	47
		Others	6780	0	6780
		Total	**188813**	**3844**	**192657**
3	Bardoli O&M	Residential	151477	0	151477
		Agricultural	26723	8053	34776
		Commercial/Industrial-LT	19893	0	19893
		Commercial/Industrial-HT	126	0	126
		Others	6765	0	6765
		Total	**204984**	**8053**	**213037**
4	Kadodra O&M	Residential	194716	0	194716
		Agricultural	7536	6097	13633
		Commercial/Industrial-LT	40374	0	40374
		Commercial/Industrial-HT	849	0	849
		Others	3527	0	3527
		Total	**247002**	**6097**	**253099**
5	Navsari O&M	Residential	200086	0	200086
		Agricultural	24898	6562	31460
		Commercial/Industrial-LT	15916	0	15916
		Commercial/Industrial-HT	80	0	80
		Others	9251	0	9251
		Total	**250231**	**6562**	**256793**
6	Vapi O & M	Residential	244997	0	244997
		Agricultural	11552	1886	13438
		Commercial/Industrial-LT	31118	0	31118
		Commercial/Industrial-HT	208	0	208
		Others	6432	0	6432
		Total	**294307**	**1886**	**296193**

S. no	Division name	Consumer category	No of connection metered (Nos)	No of connection Un-metered (Nos)	Total Number of connections (Nos)
7	Vapi IND	Residential	91348	0	91348
		Agricultural	1262	911	2173
		Commercial/Industrial-LT	19807	0	19807
		Commercial/Industrial-HT	785	0	785
		Others	1647	0	1647
		Total	**114849**	**911**	**115760**
8	Valsad O&M	Residential	136323	0	136323
		Agricultural	17244	5031	22275
		Commercial/Industrial-LT	17009	0	17009
		Commercial/Industrial-HT	112	0	112
		Others	5045	0	5045
		Total	**175733**	**5031**	**180764**
9	Valsad city	Residential	84926	0	84926
		Agricultural	1404	602	2006
		Commercial/Industrial-LT	14139	0	14139
		Commercial/Industrial-HT	76	0	76
		Others	1362	0	1362
		Total	**101907**	**602**	**102509**
10	Navsari city	Residential	105867	0	105867
		Agricultural	1335	856	2191
		Commercial/Industrial-LT	20696	0	20696
		Commercial/Industrial-HT	65	0	65
		Others	2815	0	2815
		Total	**130778**	**856**	**131634**
11	Baruch O&M	Residential	135357	0	135357
		Agricultural	4539	1472	6011
		Commercial/Industrial-LT	13862	0	13862
		Commercial/Industrial-HT	350	0	350
		Others	2860	0	2860
		Total	**156968**	**1472**	**158440**
12	Ankleshwar O&M	Residential	77979	0	77979
		Agricultural	9410	3155	12565
		Commercial/Industrial-LT	8532	0	8532
		Commercial/Industrial-HT	55	0	55
		Others	2992	0	2992
		Total	**98968**	**3155**	**102123**

S. no	Division name	Consumer category	No of connection metered (Nos)	No of connection Un-metered (Nos)	Total Number of connections (Nos)
13	Ankleshwar Ind	Residential	60768	0	60768
		Agricultural	84	43	127
		Commercial/Industrial-LT	18290	0	18290
		Commercial/Industrial-HT	507	0	507
		Others	771	0	771
		Total	**80420**	**43**	**80463**
14	Rajpipla	Residential	109775	0	109775
		Agricultural	17333	1671	19004
		Commercial/Industrial-LT	7305	0	7305
		Commercial/Industrial-HT	50	0	50
		Others	6585	0	6585
		Total	**141048**	**1671**	**142719**
15	Baruch city	Residential	87944	0	87944
		Agricultural	11	1	12
		Commercial/Industrial-LT	17793	0	17793
		Commercial/Industrial-HT	38	0	38
		Others	1638	0	1638
		Total	**107424**	**1**	**107425**
16	Surat urban	Residential	195885	0	195885
		Agricultural	1265	925	2190
		Commercial/Industrial-LT	33594	0	33594
		Commercial/Industrial-HT	36	0	36
		Others	2356	0	2356
		Total	**233136**	**925**	**234061**
17	Rander O&M	Residential	267515	0	267515
		Agricultural	1304	712	2016
		Commercial/Industrial-LT	48512	0	48512
		Commercial/Industrial-HT	94	0	94
		Others	3093	0	3093
		Total	**320518**	**712**	**321230**
18	Surat IND	Residential	54818	0	54818
		Agricultural	0	0	0
		Commercial/Industrial-LT	32821	0	32821
		Commercial/Industrial-HT	685	0	685
		Others	750	0	750
		Total	**89074**	**0**	**89074**

S. no	Division name	Consumer category	No of connection metered (Nos)	No of connection Un-metered (Nos)	Total Number of connections (Nos)
19	Piplod	Residential	133894	0	133894
		Agricultural	11	52	63
		Commercial/Industrial-LT	29948	0	29948
		Commercial/Industrial-HT	201	0	201
		Others	1382	0	1382
		Total	**165436**	**52**	**165488**
20	**At company level**	**Residential**	**2709202**	**0**	**2709202**
		Agricultural	**157106**	**42961**	**200067**
		Commercial/Industrial-LT	**460389**	**0**	**460389**
		Commercial/Industrial-HT	**4442**	**0**	**4442**
		Others	**69333**	**0**	**69333**
		Grand Total	**3400472**	**42961**	**3443433**

Figure 2: Consumer Category of DGVCL

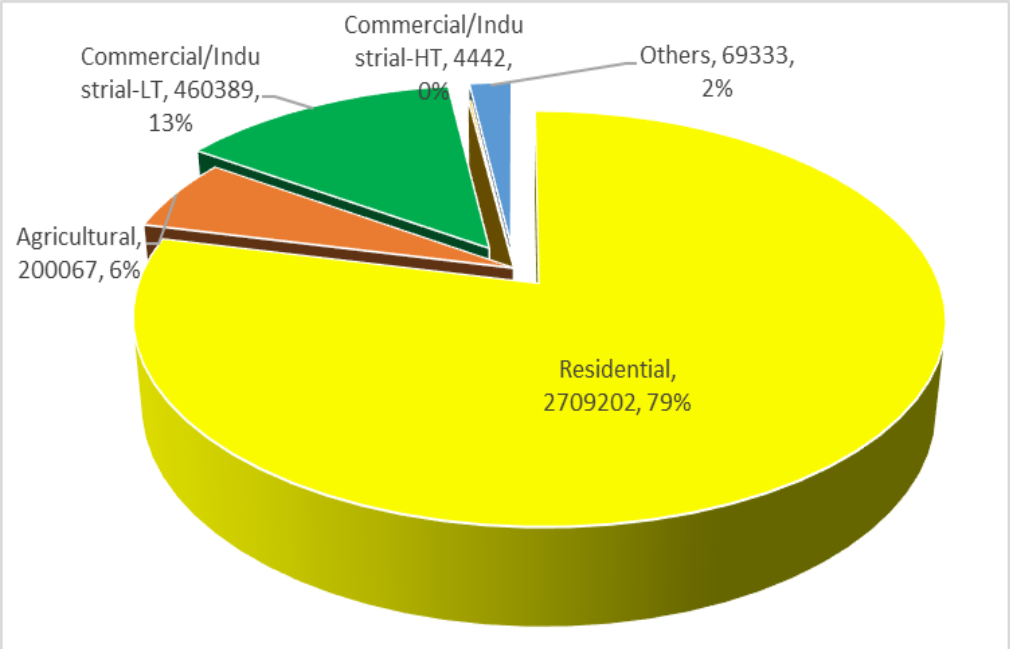

6.2.2 Category wise consumers connected load

The following table provides the details of category wise connected loads and total connected Load.

Table 3: Division wise connected load category details

S. No	Name of circle	Consumer category	Connected Load (MW)	Connected Load Un-metered (MW)	Total Connected Load (MW)
1	Surat O&M	Residential	265.105	0	265.105
		Agricultural	7.316	5.3715	12.6875
		Commercial/Industrial-LT	506.6255	0	506.6255
		Commercial/Industrial-HT	26.95	0	26.95
		Others	18.707	0	18.707
		Total	824.7035	5.3715	830.075
2	Vyara O&M	Residential	104.26974	0	104.26974
		Agricultural	133.2953	21.019	154.3143
		Commercial/Industrial-LT	50.0205	0	50.0205
		Commercial/Industrial-HT	23.9659	0	23.9659
		Others	23.0975	0	23.0975
		Total	334.64894	21.019	355.66794
3	Bardoli O&M	Residential	165.2835	0	165.2835
		Agricultural	165.9725	45.1115	211.084
		Commercial/Industrial-LT	74.2605	0	74.2605
		Commercial/Industrial-HT	82.7512	0	82.7512
		Others	25.4153	0	25.4153
		Total	513.683	45.1115	558.7945
4	Kadodra O&M	Residential	224.815	0	224.815
		Agricultural	52.9795	36.762	89.7415
		Commercial/Industrial-LT	436.5645	0	436.5645
		Commercial/Industrial-HT	517.9104	0	517.9104
		Others	22.747	0	22.747
		Total	1255.0164	36.762	1291.7784
5	Navsari O&M	Residential	154.11802	0	154.11802
		Agricultural	114.6255	30.242	144.8675
		Commercial/Industrial-LT	84.26575	0	84.26575
		Commercial/Industrial-HT	27.8565	0	27.8565
		Others	33.5908	0	33.5908
		Total	414.45657	30.242	444.69857
6	Vapi O & M	Residential	256.02307	0	256.02307
		Agricultural	42.514	6.594	49.108
		Commercial/Industrial-LT	120.1305	0	120.1305
		Commercial/Industrial-HT	116.7278	0	116.7278
		Others	23.8623	0	23.8623
		Total	559.25767	6.594	565.85167

S. No	Name of circle	Consumer category	Connected Load (MW)	Connected Load Un-metered (MW)	Total Connected Load (MW)
7	Vapi IND	Residential	103.985	0	103.985
		Agricultural	4.6915	3.4315	8.123
		Commercial/Industrial-LT	197.818	0	197.818
		Commercial/Industrial-HT	533.1984	0	533.1984
		Others	9.832	0	9.832
		Total	849.5249	3.4315	852.9564
8	Valsad O&M	Residential	116.36817	0	116.36817
		Agricultural	62.7695	17.812	80.5815
		Commercial/Industrial-LT	86.64033	0	86.64033
		Commercial/Industrial-HT	56.25102	0	56.25102
		Others	16.7856	0	16.7856
		Total	338.81462	17.812	356.62662
9	Valsad city	Residential	122.77866	0	122.77866
		Agricultural	5.0365	2.0585	7.095
		Commercial/Industrial-LT	63.85876	0	63.85876
		Commercial/Industrial-HT	45.36028	0	45.36028
		Others	15.285	0	15.285
		Total	252.3192	2.0585	254.3777
10	Navsari city	Residential	144.26317	0	144.26317
		Agricultural	8.771	4.9485	13.7195
		Commercial/Industrial-LT	78.4285	0	78.4285
		Commercial/Industrial-HT	27.8565	0	27.8565
		Others	15.65	0	15.65
		Total	274.96917	4.9485	279.91767
11	Baruch O&M	Residential	109.736	0	109.736
		Agricultural	57.1965	20.6115	77.808
		Commercial/Industrial-LT	66.959	0	66.959
		Commercial/Industrial-HT	789.5664	0	789.5664
		Others	24.9765	0	24.9765
		Total	1048.4344	20.6115	1069.0459
12	Ankleshwar O&M	Residential	60.437	0	60.437
		Agricultural	80.246	20.205	100.451
		Commercial/Industrial-LT	39.2125	0	39.2125
		Commercial/Industrial-HT	631.5218	0	631.5218
		Others	20.611	0	20.611
		Total	**832.0283**	**20.205**	**852.2333**
13		Residential	60.437	0	60.437

S. No	Name of circle	Consumer category	Connected Load (MW)	Connected Load Un-metered (MW)	Total Connected Load (MW)
	Ankleshwar Ind	Agricultural	80.246	20.205	100.451
		Commercial/Industrial-LT	39.2125	0	39.2125
		Commercial/Industrial-HT	53.04	0	53.04
		Others	12.9425	0	12.9425
		Total	245.878	20.205	266.083
14	Rajpipla	Residential	96.914	0	96.914
		Agricultural	0.676	0.2145	0.8905
		Commercial/Industrial-LT	148.6365	0	148.6365
		Commercial/Industrial-HT	572.00934	0	572.00934
		Others	8.73	0	8.73
		Total	826.96584	0.2145	827.18034
15	Baruch city	Residential	75.678	0	75.678
		Agricultural	189.478	19.457	208.935
		Commercial/Industrial-LT	30.518	0	30.518
		Commercial/Industrial-HT	44.6096	0	44.6096
		Others	27.663	0	27.66282
		Total	367.94642	19.457	387.40342
16	Surat urban	Residential	147.4165	0	147.4165
		Agricultural	0.1325	0.005	0.1375
		Commercial/Industrial-LT	59.177	0	59.177
		Commercial/Industrial-HT	10.535	0	10.535
		Others	12.7655	0	12.7655
		Total	230.0265	0.005	230.0315
17	Rander O&M	Residential	185.6505	0	185.6505
		Agricultural	9.1225	5.5075	14.63
		Commercial/Industrial-LT	215.578	0	215.578
		Commercial/Industrial-HT	8.232	0	8.232
		Others	14.707	0	14.707
		Total	433.29	5.5075	438.7975
18	Surat IND	Residential	413.687	0	413.687
		Agricultural	6.6135	2.787	9.4005
		Commercial/Industrial-LT	206.646	0	206.646
		Commercial/Industrial-HT	37.1224	0	37.1224
		Others	22.9575	0	22.9575
		Total	687.0264	2.787	689.8134
19	Piplod	Residential	50.6705	0	50.6705
		Agricultural	0	0	0
		Commercial/Industrial-LT	584.409	0	584.409
		Commercial/Industrial-HT	346.62992	0	346.62992

S. No	Name of circle	Consumer category	Connected Load (MW)	Connected Load Un-metered (MW)	Total Connected Load (MW)
		Others	5.669	0	5.669
		Total	987.37842	0	987.37842
20	**At company level**	**Residential**	**3088.4573**	**0**	**3088.45733**
		Agricultural	**941.4943**	**242.3315**	**1183.8258**
		Commercial/Industrial-LT	**3293.8758**	**0**	**3293.87584**
		Commercial/Industrial-HT	**3520.8366**	**0**	**3520.83664**
		Others	**349.54782**	**0**	**349.54782**
		Grand Total	**11194.212**	**242.3315**	**11436.54343**

Figure 3: Category wise connected load details

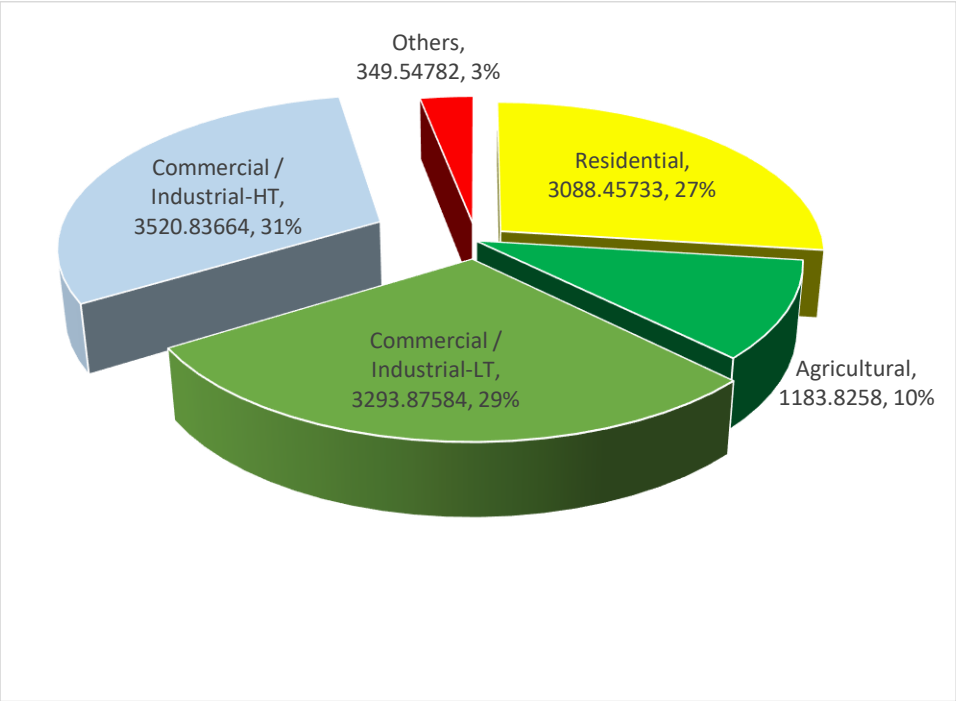

6.3 Net Input Energy computation (Energy Exchanges between TRANSCO and DGVCL)

Net input energy available at DISCOM periphery for the financial year 2020 - 2021 is shown in the table given below. The net energy Input to DGVCL is **22780.86 MU** computed from feeder wise data provided by the DGVCL. Owing to consumer increase by every year there is an increase in total input.

Table 4: Feeder wise energy input details

Sl.no	kV	Feeder code	Feeder name	Type	Energy Sent Units
1	11	104104	11 KV SAYAN SUGAR	INDU	34933480
2	11	104106	11KV MUKESH	INDU	22565444
3	11	104107	11KV SAYAN JGY	JGY	22345270
4	11	141503	11KV VISHNU	INDU	15110622
5	11	141504	11KV SHAYM	INDU	13381202
6	11	141505	11KV JAYAMBE	INDU	34206140
7	11	141506	11KV SHIVSHAKTI	INDU	24293000
8	11	104108	11 KV SUKHARAM	INDU	6876340
9	11	141507	11 KV BALAJI	INDU	16041420
10	11	141508	11 KV OSKAR	INDU	18130640
11	11	171801	11 KV DELAD AG	ADOM	2756470
12	11	171802	11 KV RAMESHWAR	INDU	22384400
13	11	171803	11 KV KRISHNA-1	INDU	14646800
14	11	171804	11 KV KRISHNA-2	INDU	10744220
15	11	171805	11 KV SAINATH	INDU	7912200
16	11	171806	11KV SUDARSHAN	INDU	6092600
17	11	141510	11 KV TRILOK	INDU	19146220
18	11	104110	11 KV UMARA	JGY	29124340
19	11	171807	11 KV SITARAM	INDU	1913400
20	11	104111	11 KV ARJUN PARK	INDU	15101484
21	11	141511	11 KV VINAYAK	INDU	11350860
22	11	171808	11 KV GOLDEN	INDU	11130880
23	11	310501	11 KV SHAKTI	INDU	18733540
24	11	310502	11 KV SURAJ	INDU	13947500
25	11	310503	11 KV OZONE	INDU	18617720
26	11	310504	11 KV RAJSHREE	INDU	17540100
27	11	310599	GOTHAN SS COLONY	SST	0
28	11	104113	11 KV GOTHAN	ADOM	1564720
29	11	310505	11 KV MAHALAXMI	INDU	6708600
30	11	310507	11KV SIDDHI	INDU	7735080
31	11	310508	11KV AKSHAR	INDU	6275040
32	11	171809	11KV MAHAVIR	INDU	145220
33	11	310510	11KV MARKLON	INDU	4360
34	11	141513	11KV GOPAL	INDU	0
35	11	141514	11KV UMA	INDU	0
36	11	310512	11KV DEV	INDU	0
37	11	102702	11 KV KALATHIA	INDU	15600560
38	11	102701	11 KV LASKANA	JGY	6495760
39	11	102703	11 KV MARUTI	INDU	17404880
40	11	102704	11 KV KHADSAD	ADOM	5033119

41	11	102705	11 KV SHIV	INDU	11660740
42	11	102706	11KV KRISHNA	INDU	15339100
43	11	102707	11KV SHEETAL	INDU	16330960
44	11	102708	11KV SOMNATH	INDU	14600120
45	11	102709	11 KV SANSKRUTI	INDU	12773480
46	11	138803	11 KV PASODARA	ADOM	1461260
47	11	138804	11 KV KATHODARA	JGY	18836740
48	11	102710	11 KV SHREE DARSHAN	INDU	16057298
49	11	102711	11 KV RAMDEV	INDU	14913020
50	11	102712	11 KV RADHE	INDU	20087720
51	11	102713	11 KV AMRUT	INDU	10587682
52	11	102714	11 KV TARANG	INDU	10569120
53	11	102715	11 KV BAJRANG	INDU	16086060
54	11	102716	11 KV PAVAN	INDU	19290430
55	11	102717	11 KV GHANSHYAM	INDU	21609440
56	11	102718	11 KV JALARAM	INDU	3231000
57	11	102719	11 KV NILKANTH	INDU	17566040
58	11	102720	11 KV MAHAKALI	INDU	15269470
59	11	102723	11 KV BHADA	JGY	16639430
60	11	102721	11 KV GANESH	INDU	6679780
61	11	102722	11 KV JAY AMBE	INDU	19204000
62	11	102724	11 KV DIAMOND	INDU	5127420
63	11	322804	11KV KHODIYAR	ADOM	730
64	11	124410	11 KV SATYANARAYAN	URBN	18158001
65	11	138806	11 KV KUMBHARIYA	ADOM	2926334
66	11	138808	11 KV SANIYA HEMAD	JGY	14924291
67	11	138811	11 KV VEDCHHA	JGY	12418010
68	11KV	101606	11KV BALIYADEV	ADOM	870418
69	11KV	139301	11KV KOSAD T	URBN	13275220
70	11	139303	11 KV SATADHARA(COLLEGE)	URBN	22492020
71	11	139304	11 KV WELCOME	URBN	3534801
72	11	139308	11 KV SMC AWAS KOSAD	URBN	12547555
73	11	139310	11 KV VIBRANT	INDU	17362680
74	11	139311	11 KV VARNI	INDU	18443060
75	11	139312	11 KV SHRUSHTI	URBN	17792045
76	11	139313	11 KV RAJWADI WW	HTEX	644700
77	11	310506	11 KV GOPINATH	INDU	25768720
78	11KV	900505	11KV UTRAN	ADOM	1490399
79	11	310509	11 KV HARIHAR	INDU	547240
80	11KV	310511	11KV MADHAV IND	INDU	0
81	11KV	124411	11KV PRAMUKHCHHAYA	URBN	3904000
82	11	138807	11 KV RAJHANS	URBN	8948660

83	11KV	138809	11KV SHYAMDHAM	URBN	12333600
84	11	138810	11 KV BHIM	URBN	5057490
85	11	138812	11 KV RUDRA	URBN	6584540
86	11	24506	11 KV NAVODAY	JGY	3595360
87	11	24504	11 KV KAPURA	ADOM	3172604
88	11	24503	11 KV LOTARVA	ADOM	1945830
89	11KV	24502	11KV BEDKUVA	JGY	6664180
90	11	24508	11 KV MANDAL	JGY	1650820
91	11	24510	11 KV MUSA (GADAT)	JGY	2336572
92	11	24509	11 KV DOLARA	JGY	1405649
93	11KV	24512	11KV KARANJVEL	ADOM	840800
94	11	24513	11 KV CHORVAD	ADOM	263130
95	11	320801	11 KV AGASVAN	JGY	1595500
96	11	320802	11 KV KHODTALAV	JGY	1401700
97	11	320803	11 KV SADADVAN	JGY	5100967
98	11	320804	11 KV AMLI	ADOM	1228400
99	11	320805	11 KV VANSKUI	ADOM	981960
100	11	321101	11 KV KAKADADA	JGY	871570
101	11	321102	11 KV MAIPUR	ADOM	1606800
102	11	321103	11 KV BHANAVADI	JGY	2212184
103	11	321104	11 KV KALKAI	ADOM	462700
104	11	333901	11 KV CHAKADIYA	ADOM	382000
105	11	333902	11 KV KHAMBHALA	ADOM	1038100
106	11	333903	11 KV SAVAR	JGY	1266800
107	11	333904	11 KV KELIYA	JGY	2132320
108	11	333999	MANDAL SS COLONY	SST	0
109	11	324801	11 KV RAMPURA	ADOM	531610
110	11	324802	11 KV VADKUI	ADOM	1752656
111	11	324803	11 KV DEVANI	ADOM	660316
112	11	324804	11 KV KATASVAN	JGY	1184980
113	11	324805	11 KV LIMADDA	JGY	2777320
114	11	324899	CHIKHALVAV SS COLONY	SST	0
115	11	321107	11 KV BORAKHDI	ADOM	246900
116	11KV	327703	11KV DUNGARI	ADOM	0
117	11KV	327701	11KV GODAUN	JGY	0
118	11KV	327702	11KV MAHUDI	ADOM	0
119	11	327799	UCHAMALA SS COLONY	SST	0
120	11KV	321108	11KV KOHALI	ADOM	0
121	11	24705	11 KV KAVTHA W/W FDR.	JGY	3696080
122	11	24703	11 KV KHODADA	JGY	3493040
123	11	24706	11 KV TELE.EXCH(NIZER)	URBN	3504420
124	11	24702	11 KV KUKERMUNDA	ADOM	2470440

125	11	24704	11 KV PISHAVER	ADOM	4760470
126	11KV	24701	11KV PIPLOD	ADOM	5614300
127	11	24708	11 KV SHELU	ADOM	5391120
128	11	24707	11 KV BORDA	ADOM	4579360
129	11	24799	NIZAR S/S COLONY	SST	27056
130	11	24710	11 KV SARVALA	JGY	5578820
131	11	139501	11 KV GAMADI	JGY	6059444
132	11	139502	11 KV TAVLI	JGY	4927700
133	11	139503	11 KV CHITPUR	ADOM	1248600
134	11	139801	11 KV ASARVA	JGY	7874610
135	11	139802	11 KV ITVAI	ADOM	5527100
136	11	139803	11 KV MORAMBA	JGY	12037340
137	11	139804	11 KV MATAVAL	ADOM	4264720
138	11	139504	11 KV RAYGADH	ADOM	1273600
139	11	163201	11 KV BHAMSAL	ADOM	4248000
140	11	163202	11 KV UBHAD	JGY	1231700
141	11	163203	11 KV BAHURUPA	JGY	4712000
142	11	163204	11 KV NIMBHORA	ADOM	620600
143	11	24711	11 KV VELDA AG	ADOM	2824080
144	11	139805	11 KV PIPLAS	ADOM	4943390
145	11KV	163205	11KV SATOLA	ADOM	376600
146	11	102503	11 KV BAJIPURA	ADOM	6407280
147	11	102501	11 KV VALOD (T)	URBN	7358798
148	11	102502	11 KV GOLAN	ADOM	3345000
149	11	102506	11 KV VEDCHHI	JGY	3890280
150	11	102505	11 KV MANEKPOR	ADOM	1267443
151	11	102504	11 KV SUMUL	JGY	3463666
152	11	102599	VALOD S/S COLONY	SST	7290
153	11KV	102507	11KV NANSAD	ADOM	2387130
154	11KV	102508	11KV SIKER ADOM	ADOM	3545740
155	11	102509	11 KV UVA	ADOM	1242495
156	11	140202	11 KV BUHARI JGY	JGY	8688200
157	11	140204	11 KV GODADA	ADOM	4334090
158	11	102511	11 KV RUPVADA	ADOM	2428260
159	11	102512	11 KV BUTWADA	JGY	1524360
160	11	322202	11 KV KHANPUR	ADOM	371190
161	11	322203	11 KV DEGAMA	JGY	912960
162	11	322701	11 KV GHERIYAVAV	ADOM	5227240
163	11	322702	11 KV HILL	INDU	21933830
164	11	322703	11 KV KELKUI	JGY	4080720
165	11	322704	11 KV BHIMPOR	JGY	3121820
166	11	322705	11 KV KUMBHIYA	ADOM	2851990

167	11	322799	BHIMPORE S/S COLONY	SST	1140
168	11	321106	11 KV KAMALCHHOD	ADOM	888800
169	11	322205	11 KV AMBACH	JGY	1823760
170	11	322206	11 KV GANDHI	ADOM	73380
171	11KV	322706	11KV HATHUKA	ADOM	340070
172	11KV	322707	11KV BAHEJ	ADOM	222600
173	11KV	140206	11KV DHAMANIYA	ADOM	53500
174	11	25104	11 KV CHAPAWADI	JGY	611140
175	11	25109	11 KV QUARRY	INDU	4269900
176	11	25101	11 KV SONGHADH	URBN	15896020
177	11	140101	11 KV LAVCHALI	JGY	2258100
178	11	140102	11 KV DON	ADOM	1323900
179	11	140103	11 KV HIRAVADI	ADOM	2287100
180	11	140104	11 KV TAPARVADA	JGY	5200900
181	11	140105	11 KV CHIMKUVA	JGY	3581300
182	11	140106	11 KV SHIRISPADA	ADOM	4438030
183	11	333501	11 KV RASMATI	JGY	629780
184	11	333502	11 KV CHIMER	JGY	954690
185	11	333701	11 KV KUMKUVA	JGY	2395070
186	11	333702	11 KV KHARSI	JGY	2019250
187	11	140107	11 KV MEDHA	ADOM	1037850
188	11	333703	11 KV KHANJAR	ADOM	1250000
189	11	333704	11 KV RUPVADA	ADOM	1495890
190	11	333705	11 KV DOSWADA	ADOM	795700
191	11	333905	11 KV DHARTI	INDU	2121000
192	11KV	326201	11KV BORKUVA	JGY	4213708
193	11KV	326202	11KV TARSDAI	ADOM	549935
194	11KV	326203	11KV KUKADZAR	ADOM	795344
195	11KV	326204	11KV KALAGHAT	ADOM	1266223
196	11KV	326205	11KV CHAKVAN	ADOM	2003317
197	11KV	333503	11KV MALANGDEV	ADOM	17800
198	11KV	333706	11KV GAYSAVAR	ADOM	192640
199	11KV	328001	11KV CHAPALDHARA	JGY	133700
200	11KV	328002	11KV BAL AMRAI	ADOM	95620
201	11KV	328003	11KV MEDHSINGI	ADOM	138670
202	11KV	328004	11KV TOKARVA	ADOM	0
203	11KV	328005	11KV NANABANDHARPADA	ADOM	225050
204	11	328099	TOKARVA SS COLONY	SST	5580
205	11	25401	11 KV BHADBHUNJA	ADOM	5081380
206	11	25402	11 KV NARAYANPUR	ADOM	7914860
207	11	25403	11 KV UCHCHHAL	URBN	2604684
208	11	25404	11 KV KAMLAPOR	JGY	7343954

209	11	25405	11 KV SAKARDA	JGY	10995300
210	11	140401	11 KV FUL UMRAN	JGY	3702753
211	11	140402	11 KV KAROD	ADOM	3201000
212	11KV	140403	11KV GAVAN	ADOM	2738400
213	11KV	140404	11KV DHARESHVAR	JGY	2672199
214	11	140405	11 KV JAMLI	JGY	5383190
215	11	25103	11 KV CHACHARBUNDA	ADOM	238180
216	11	25107	11 KV GHODA	JGY	3373980
217	11	102401	11 KV C.P.M.NO-1	URBN	1553110
218	11	102403	11 KV PATHARDA(P.W.D)	JGY	2936430
219	11	102402	11 KV DAM	HTEX	516300
220	11	102499	UKAI COLONY	SST	2386676
221	11	25110	11 KV GUNASDA	ADOM	751760
222	11	102406	11 KV LIMBI	JGY	4214080
223	11	141601	11 KV BORDA	JGY	1359310
224	11	25111	11 KV VAGDA	JGY	2553720
225	11	141602	11 KV GUNDI	ADOM	432300
226	11	102407	11 KV BHATVADA	ADOM	1167620
227	11	320501	11 KV NANI KHERVAN	ADOM	1704470
228	11	320502	11 KV VADI BHESROT	ADOM	1607800
229	11	320503	11 KV PIPALKUVA	JGY	4316200
230	11	320601	11 KV KIKAKUI	JGY	2003440
231	11	320602	11 KV MOTI KHERVAN	JGY	2750760
232	11	320603	11 KV UKHALDA	ADOM	1900070
233	11	320604	11 KV GALKHADI	ADOM	2246870
234	11	320605	11 KV NISHANA	ADOM	2108900
235	11	320504	11 KV VAGHNERA	JGY	1726830
236	11	320505	11 KV VEKUR	ADOM	2088380
237	11	320901	11 KV JAMAPUR	JGY	2148600
238	11	320902	11 KV DHAJAMBA	JGY	1710100
239	11	320903	11 KV PANCHPIPLA	ADOM	2285800
240	11	320904	11 KV SISOR	ADOM	1461250
241	11	25112	11 KV AMBUJA	HTEX	1594440
242	11	141605	11 KV BHUDHVADA	JGY	1924600
243	11	320606	11 KV KELAI	JGY	1723740
244	11	320506	11 KV GWSSB BORISAVAR	INDU	791300
245	11	141609	11 KV JALDHARA	INDU	1491250
246	11KV	102408	11KV GEB COLONY	JGY	0
247	11KV	328101	11KV WAGHNERA JGY	JGY	0
248	11KV	328102	11KV UTANI AG	ADOM	0
249	11KV	328103	11KV VEKUR AG	ADOM	0
250	11KV	328104	11KV GAJANDEVI AG	ADOM	0

251	11	328199	66KV WAGHNERA	SST	0
252	11KV	24501	11KV SARITANAGAR	URBN	13013254
253	11	24599	VYARA S/S COLONY	SST	77546
254	11	24514	11 KV SEVASADAN	URBN	1253630
255	11	333401	11 KV RHYTHM	URBN	3902400
256	11	333499	11 KV VYARA-2 SS COLONY	SST	24470
257	11	333402	11 KV VYARA TOWN-2	URBN	16026050
258	11	333403	11 KV GAYATRI	URBN	3596470
259	11	23205	11 KV DOLWAN	JGY	4375910
260	11	23203	11 KV KAKDAVA	ADOM	2146563
261	11	23201	11 KV PANCHOL	ADOM	4337040
262	11KV	23207	11KV BAMNAMALDUR	ADOM	2460760
263	11	23202	11 KV PITHADARA	ADOM	1127600
264	11KV	23209	11KV KANDHA	JGY	1926140
265	11	140201	11 KV VANKALA	JGY	3781200
266	11	140203	11 KV BEDCHIT	ADOM	2979440
267	11	23216	11 KV PATHAKVADI	JGY	2571180
268	11	23217	11 KV KALAMKUI	JGY	6647880
269	11	140205	11 KV NEW GHANNI	ADOM	2868000
270	11	140003	11 KV PALAVADI	JGY	4682800
271	11	140006	11 KV DHANTURI	ADOM	2959000
272	11	324601	11 KV JAMALIYA	JGY	1943400
273	11	324602	11 KV DHANGDHAR	ADOM	781060
274	11	324603	11 KV TAKIYAMBA	JGY	1493970
275	11	324604	11 KV BESANIYA	ADOM	780870
276	11	324699	KARANJKHED SS COLONY	SST	0
277	11	325101	11 KV RAIGADH	ADOM	610400
278	11	325102	11 KV CHUNAVADI	ADOM	737850
279	11	325103	11 KV PADAMDUNGARI	JGY	1487751
280	11KV	327501	11KV PATHAKVADI	JGY	1493570
281	11KV	327502	11KV KOSAMKUVA	JGY	603500
282	11KV	327503	11KV GARPANI	ADOM	1858072
283	11KV	327504	11KV KAKADVA	ADOM	777837
284	11KV	327505	11KV VARJAKHAN	ADOM	485928
285	11	327599	PATHAKVADI SS COLONY	SST	0
286	11KV	327601	11KV GADAT	ADOM	1353900
287	11KV	327604	11KV BHOJPUR DUR	ADOM	187800
288	11KV	327605	11KV UMARKACHH	ADOM	414000
289	JESINGPURA	327699	JESINGPURA SS COLONY	ADOM	0
290	11	140001	11 KV AMBIYA (JESINGPURA)	JGY	4887166
291	11	140002	11 KV DHAT (KASVAV)	ADOM	1753400
292	11	140004	11 KV ARKUND (KELVAN)	ADOM	536200

293	11	140005	11 KV BALPUR (LAKHALI)	JGY	1069400
294	11	322201	11 KV MALOTHA	ADOM	2564270
295	11	322601	11 KV RANIAMBA	JGY	5225100
296	11	322602	11 KV MEGHPUR	ADOM	1583800
297	11	322603	11 KV VADPADA	ADOM	1593600
298	11	322604	11 KV DHOLIUMER	JGY	1935700
299	11	322605	11 KV PERVAD	ADOM	2161230
300	11	322699	KAPADVANJ S/S COLONY	SST	6400
301	11	322204	11 KV CHHIDIYA	JGY	3186000
302	11	333601	11 KV GALKUVA	JGY	4880900
303	11	333602	11 KV GATADI	ADOM	2086600
304	11	324701	11 KV MADAV	JGY	2475380
305	11	324702	11 KV VELDHA	ADOM	526390
306	11	324703	11 KV SARAIYA	ADOM	1207620
307	11	324704	11 KV TICHAKIYA	JGY	910700
308	11	324705	11 KV JETWADI	ADOM	1208420
309	11	333603	11 KV BHANDHARPADA	ADOM	3155300
310	11	333604	11 KV DHAMODI	JGY	2427700
311	11	333605	11 KV JUNVAN	ADOM	993700
312	11KV	327602	11KV RAMKUVA	JGY	4200
313	11KV	327603	11KV KANJAN	ADOM	34134
314	11	24411	11 KV BARDOLI TOWN	URBN	18343800
315	11	24413	11 KV SARDAR TOWN	URBN	16849860
316	11	24414	11 KV KHALI	ADOM	102437
317	11	24415	11 KV JALARAM TOWN	URBN	15590820
318	11	24405	11 KV JETPUR	ADOM	4086400
319	11	24403	11 KV BAMROLI	ADOM	2946740
320	11	24404	11 KV UMRAKH	ADOM	1794920
321	11	24406	11 KV TAJPORE	JGY	4246880
322	11	24408	11 KV BABEN	URBN	17151320
323	11	24410	11 KV VANESHA	ADOM	5168600
324	11	24402	11 KV GANGADHARA	JGY	13756520
325	11	24407	11 KV DHAMDOD-LUMBHA	ADOM	4845385
326	11	24499	BARDOLI S/S COLONY	SST	78630
327	11	128601	11 KV HINDOLIYA JGY	JGY	1443900
328	11	128602	11 KV AFWA	JGY	6322399
329	11	128603	11 KV KIKVAD	ADOM	1822300
330	11	128604	11 KV VADHAVA	ADOM	2747927
331	11	128605	11 KV SAI RAM	JGY	469244
332	11	163901	11 KV NAGESHWAR	JGY	12626786
333	11	128606	11 KV PARDI	ADOM	1206270
334	11	163902	11 KV AVADH JGY	JGY	4167020

335	11	163903	11 KV RAMPURA	ADOM	705680
336	11	24416	11 KV KGPL	HTEX	19465640
337	11	24417	11 KV BHARKADEVI	INDU	1949920
338	11KV	24418	11KV NADIDA	ADOM	0
339	11	25004	11 KV MAHUDI	ADOM	897120
340	11	25006	11 KV SUPER PAPER MILL	INDU	14692330
341	11	25007	11 KV ANCHELI	ADOM	958100
342	11	25002	11 KV MAHUVA	JGY	3286160
343	11	25008	11 KV KHARVAN	ADOM	2180760
344	11	25005	11 KV MUDAT	JGY	3726150
345	11	25003	11 KV DHODIKUI	ADOM	2643960
346	11	25009	11 KV NIHALI	JGY	4307710
347	11	25001	11 KV PATHARADIA	ADOM	963300
348	11	25099	MAHUVA S/S COLONY	SST	25422
349	11	25010	11 KV MORDEVI	ADOM	4268220
350	11	25014	11 KV TARSADI	JGY	3650600
351	11	140301	11 KV VAGECH	JGY	3213220
352	11	140302	11 KV NINAT	ADOM	545970
353	11	140303	11 KV HITECH	INDU	9315300
354	11	140304	11 KV SARBHON(JGY)	JGY	2627500
355	11	140305	11 KV AMROLI	ADOM	2227120
356	11	140306	11 KV NOGAMA	ADOM	354300
357	11KV	326701	11KV MALIBA	INDU	0
358	11	326799	TARSADI S/S COLONY	SST	0
359	11KV	326702	11KV GOJI	JGY	0
360	11	129103	11 KV SINGOD	ADOM	3223473
361	11	129201	11 KV KAHER	ADOM	3389531
362	11	129202	11 KV SYADALA	ADOM	6313265
363	11	129203	11 KV VANSAKUI	JGY	7446566
364	11	129204	11 KV MADHI	JGY	9732886
365	11	129205	11 KVAKOTI	ADOM	4712060
366	11	129106	11 KV BAMNI	JGY	6322477
367	11	129299	MADHI S/S COLONY	SST	16783
368	11	129206	11 KV BALDA	ADOM	2824891
369	11	321105	11 KV TITVA	ADOM	1484744
370	11	102513	11 KV SUMUL CATTLE	HTEX	6027392
371	11KV	326601	11KV VATSALYADHAM	JGY	4151942
372	11KV	326602	11KV SEJVAD	ADOM	1781307
373	11KV	326603	11KV MAHADEV	ADOM	2360020
374	11KV	326604	11KV KARCHKA	ADOM	1961011
375	11	23204	11 KV VALVADA	ADOM	3293820
376	11	23215	11 KV HALDAVA	JGY	6452936

377	11	129401	11 KV SANVALLA	JGY	6177660
378	11	129402	11 KV KACHHAL	JGY	6984600
379	11	129403	11 KV SAMBA	JGY	4693110
380	11	129404	11 KV KANKARIA	ADOM	3918800
381	11	129405	11 KV BARTAD	ADOM	3361560
382	11	129406	11 KV KADHAIYA	ADOM	2307680
383	11KV	129499	11KV BAMANIYA S/S COLONY	SST	5777
384	11	129407	11 KV BHAGVANPURA	ADOM	4017680
385	11	129408	11 KV SUGAR	HTEX	1175420
386	11	320701	11 KV ALGADH	ADOM	3496800
387	11	320702	11 KV KALAKVA	JGY	5243100
388	11	320703	11 KV DUNGARI	JGY	5538900
389	11	320704	11 KV NALDHARA	ADOM	4735100
390	11KV	320705	11KV BEDA AG	ADOM	2582400
391	11	129409	11 KV ZERVAVARA	ADOM	1542020
392	11KV	326501	11KV DEDVSAN	JGY	3352380
393	11KV	326502	11KV GHADOI	JGY	1410840
394	11KV	326503	11KV GOPLA	ADOM	1990470
395	11KV	326504	11KV BILAKHADI	ADOM	1936840
396	11	24901	11 KV MANDVI(T)	URBN	12022978
397	11	24905	11 KV TARSADABAR	ADOM	10565563
398	11	24904	11 KV KRIBHCO	HTEX	3296340
399	11	24903	11 KV DEVGADH	ADOM	3692949
400	11	24906	11 KV JAMANKUVA	JGY	7523819
401	11	24902	11 KV AMALSADI	ADOM	1200333
402	11	24908	11 KV BEDKUVADOOR	ADOM	3544386
403	11	24910	11 KV MORITHA	JGY	6068214
404	11	320905	11 KV KALAVYARA	ADOM	3440916
405	11	320906	11 KV TDPL GWSSB	HTEX	1916784
406	11	320907	11 KV KAKRAPAR	JGY	3670223
407	11	104007	11 KV ARETH	ADOM	2642735
408	11	104001	11 KV TADKESHWER	INDU	14320588
409	11	24907	11 KV KOSADI	ADOM	5042344
410	11	140501	11 KV BAUDHAN	ADOM	5671032
411	11	140502	11 KV TUKET	ADOM	3991761
412	11	140503	11 KV NOGAMA	JGY	4987510
413	11	140504	11 KV BORIGALA	JGY	7106500
414	11	140505	11 KV GIPCL GMDC	HTEX	13656900
415	11	140506	11 KV GWSSB	INDU	790920
416	11	140507	11 KV GIPCL-PATANA	HTEX	3307900
417	11	104010	11 KV COLOUR LAM	INDU	21109320
418	11	140508	11 KV QUARRY	INDU	3656219

419	11	104014	11 KV SALASAR	HTEX	17225760
420	11	140509	11 KV ZARPAN	ADOM	3096269
421	11	140510	11 KV MUNJALAV	ADOM	4683660
422	11	104016	11 KV GENERAL POLYTEX	HTEX	7803020
423	11	140511	11 KV PARVAT JGY	JGY	6506020
424	11KV	104018	11KV TODY RAYON	HTEX	13861550
425	11	104019	11 KV GOENKA	HTEX	14005907
426	11	140512	11 KV USKER	JGY	14332200
427	11	310401	11 KV NAREN	ADOM	3174200
428	11	310402	11 KV UTEVA	ADOM	3213780
429	11	310403	11 KV KHODAMBA	JGY	3432910
430	11	310404	11 KV UNN	JGY	9252510
431	11	310499	KASAL SS COLONY	SST	0
432	11	104023	11 KV VATSALYA	HTEX	18623560
433	11KV	310405	11KV GODSAMBA	ADOM	2822320
434	11KV	104024	11KV VINIT	HTEX	11741440
435	11	129101	11 KV KADOD	JGY	6227000
436	11	129102	11 KV RAYAM	JGY	7227000
437	11	129104	11 KV VADHAVANIYA	ADOM	3258722
438	11	129105	11 KV MORI	ADOM	4143000
439	11	129107	11 KV VAGHECHA	ADOM	2122000
440	11	129108	11 KV MASAD	JGY	1617000
441	11	129109	11 KV ZARIMORA	ADOM	1128000
442	11	25202	11 KV ZANKHAVAV	JGY	8895980
443	11	103901	11 KV NANI NAROLI FEEDER	ADOM	4222140
444	11	103902	11 KV KOSADI FEEDER	ADOM	3851350
445	11	103903	11 KV MOSALI	JGY	3748480
446	11	25204	11 KV ISHANPUR	ADOM	3790480
447	11	103904	11 KV GADKACHH	ADOM	3360330
448	11	103905	11 KV MICROTOWER	INDU	2380540
449	11	25205	11 KV BHADKUVA	JGY	7500900
450	11	103906	11 KV AMBAVADI	JGY	6754400
451	11	103907	11 KV BHILWADA	ADOM	4157860
452	11	103908	11 KV NAUGAMA	JGY	6153520
453	11	103909	11 KV VASRAVI	ADOM	3687260
454	11	103910	11 KV DUNGRI	JGY	10299640
455	11	25207	11 KV GODBAR	ADOM	1195970
456	11	103911	11 KV MANGROL TOWN	URBN	6277730
457	11	171401	11 KV VANKAL JGY	JGY	7691300
458	11	171402	11 KV BORIA AG	ADOM	1248200
459	11	171403	11 KV NANDOLA	ADOM	1018800
460	11	171404	11 KV NANIFALI	ADOM	124800

461	11	25209	11 KV YOGESHWAR	INDU	4012300
462	11	171405	11 KV KHAREDA	ADOM	2332900
463	11	25201	11 KV UMARKHADI	JGY	6584850
464	11	140601	11 KV CHARNI	JGY	3314040
465	11	140602	11 KV UMARPADA	JGY	2751620
466	11	140603	11 KV DEVGHAT	JGY	2735140
467	11	140604	11 KV GHANAVAD	ADOM	5482130
468	11	140605	11 KV VELAVI	ADOM	521110
469	11	25208	11 KV RAJWADI	ADOM	1312381
470	11	25203	11 KV QUARRY FEEDER	INDU	1170680
471	11	140606	11 KV GWSSL	HTEX	82819
472	11KV	310801	11KV JODVAN	JGY	2212620
473	11KV	310802	11KV VADGAM	ADOM	1789080
474	11KV	310803	11KV TAVAL	JGY	3466040
475	11KV	310804	11KV PANCHAMBA	ADOM	1496720
476	11	310805	11 KV HALDHARI	ADOM	257490
477	11	310899	CHIMIPATAL SS COLONY	SST	0
478	11	25206	11 KV AMLI EEDER	JGY	3567939
479	11	24909	11 KV GADAVADI	JGY	3684480
480	11KV	24911	11KV PIPALVADA	ADOM	8121033
481	11	142301	11 KV KALIBEL	JGY	2302229
482	11	142302	11 KV TITOI	ADOM	1446040
483	11	142303	11 KV LIMDHA	JGY	2858809
484	11	142304	11 KV REGAMA	ADOM	4825300
485	11	142305	11 KV LAKHAGAM	ADOM	1890930
486	11	24912	11 KV ALGINE BIO TECH	INDU	11869
487	11	142306	11 KV SATHVAV W/W	INDU	527020
488	11	24307	11 KV TIRUPATI	INDU	19040750
489	11	24313	11 KV RUSHABH	INDU	15507800
490	11	24311	11 KV SANSKAR	INDU	17776560
491	11	24303	11 KV KADODARA TOWN	URBN	17006100
492	11	24305	11 KV ACETONE	INDU	13810600
493	11	24310	11 KV JOLWA	URBN	9323700
494	11KV	24308	11KV PAPER MILL.	INDU	11763500
495	11	24399	KADODARA S/S COLONY	SST	52100
496	11KV	138801	11KV ANTROLI	ADOM	3649400
497	11KV	138802	11KV OVIYAN	JGY	8728000
498	11	118901	11 KV CHALTHAN	JGY	15420140
499	11	24314	11 KV N.J.TEXTILE	HTEX	12563800
500	11	138805	11 KV HARIPURA	ADOM	745200
501	11	24315	11 KV VIDHATA	INDU	17618900
502	11	24316	11 KV JAY BHARAT	INDU	14306300

503	11	24319	11 KV LADVI	JGY	3117800
504	11	24320	11 KV CREATIVE	HTEX	19394200
505	11	24321	11 KV VARELI	JGY	10018600
506	11	24322	11 KV SUBH LAXMI	INDU	11009500
507	11	24323	11 KV BINDAL	INDU	11221500
508	11	24324	11 KV BHURIGAM	INDU	16194530
509	11	24325	11 KV SUMULDAN	HTEX	4402970
510	11KV	24326	11KV GAGAN	INDU	3924400
511	11	25505	11 KV VAV.	URBN	19628000
512	11	25504	11 KV SEVNI	ADOM	13061424
513	11	25506	11 KV KHOLESHWAR	ADOM	4598220
514	11	25501	11 KV MADHAVBAUG	ADOM	322800
515	11	25507	11 KV GANDHI	URBN	17886820
516	11KV	25509	11KV BHAVANI	JGY	20921100
517	11	25510	11 KV UDHYOG NAGAR	INDU	13359820
518	11	322801	11 KV NANSAD	JGY	5089670
519	11KV	322803	11KV SRP	JGY	531956
520	11KV	102601	11KV SPECTRUM	INDU	1374940
521	11KV	102603	11KV BHUTPORE(LINGAD)	ADOM	2562200
522	11KV	102602	11KV SHREE UMIYA	INDU	10266600
523	11KV	102604	11KV DHAMDOD	ADOM	5149800
524	11KV	102605	11KV PUNI	JGY	4046540
525	11	102607	11 KV ENA	JGY	4709620
526	11	161203	11 KV VADADLA	JGY	8415000
527	11	162201	11 KV GETP12	INDU	11894800
528	11	162202	11 KV GETP34	INDU	7039400
529	11	162203	11 KV GETP56	INDU	8294000
530	11	162204	11 KV GETP78	INDU	12954200
531	11	162205	11 KV GETP910	INDU	15269600
532	11	162207	11 KV STUTI	INDU	9083400
533	11	161205	11 KV ANJANI	INDU	13228000
534	11	161206	11 KV KHATUSHAYAM	INDU	20568000
535	11	102609	11 KV LAXMI NAYAN	INDU	8545600
536	11	102610	11 KV VIRDEV(NIDHI)	INDU	11932120
537	11	162209	11 KV R&B DENIM	HTEX	11063400
538	11	102611	11 KV PALSANA TOWN	URBN	6920820
539	11	102612	11 KV KANVAV	ADOM	2129520
540	11	102613	11 KV ANUBHA	HTEX	12676100
541	11	162210	11 KV RAJLAXMI	INDU	14815800
542	11	162211	11 KV ULTRA	HTEX	14841200
543	11KV	162212	11KV PLASTIBLENDS	HTEX	8835600
544	11	162213	11 KV SHREE MADHUSUDAN	HTEX	13606600

545	11	162214	11 KV SIGNET	HTEX	10440400
546	11	162106	11 KV AMBHETI	ADOM	4013680
547	11	162215	11 KV NEW PRASHANT	INDU	15055800
548	11	161207	11 KV KIRAN	INDU	10740000
549	11	102614	11 KV MONYPRINT	INDU	14256280
550	11	102615	11 KV TUNDI	ADOM	2632350
551	11KV	102616	11KV MAKHINGA	ADOM	2063020
552	11KV	161208	11KV PTPL	INDU	537840
553	11KV	162216	11KV ITALVA	ADOM	2336500
554	11KV	102617	11KV DIAMOND IND	INDU	0
555	11	22910	11 KV TORRENT	ADOM	3020220
556	11	22906	11 KV KARANJ	JGY	10798040
557	11	104102	11 KV KATHOR	JGY	17191900
558	11	104103	11 KV ABRAMA	ADOM	6298920
559	11	142201	11 KV DHORAN PARDI	JGY	9147580
560	11	142202	11 KV VIRPOR	JGY	3800140
561	11	142203	11 KV KARJAN	ADOM	5415500
562	11	142204	11 KV CREATIVE	HTEX	387620
563	11	142205	11 KV KUTAI MATA	ADOM	1695180
564	11	104109	11 KV VELANJA	JGY	14936680
565	11	142206	11 KV LAXMI BLOCK	HTEX	254290
566	11	104112	11 KV SUMUL	INDU	7799360
567	11KV	142207	11KV HINDVA	INDU	919100
568	11KV	142208	11KV GHALA	ADOM	0
569	11	22903	11 KV MADHAV	INDU	15213300
570	11	22904	11 KV TIRUPATI	INDU	17701495
571	11	104003	11 KV SUNCITY	INDU	21591065
572	11	104004	11 KV ZENAB FDR	INDU	16774814
573	11	104005	11 KV SANJAY FDR	INDU	34852902
574	11	22902	11 KV AHURA	INDU	10471180
575	11	22905	11 KV DHARA	INDU	15662720
576	11	22907	11 KV PIPODARA	INDU	14402280
577	11	22901	11 KV NIJANAND	INDU	21254170
578	11KV	22908	11KV SABURI .	INDU	26065580
579	11	104002	11 KV SUMIT	INDU	14635199
580	11	22915	11 KV PRINCE	INDU	24436680
581	11	104009	11 KV DIVYA FDR	INDU	26163560
582	11	22917	11 KV SUMILONE-2	HTEX	10184950
583	11	104011	11 KV FAIRDEAL	HTEX	9273320
584	11	104013	11 KV M.A.IND	INDU	18623244
585	11	22918	11 KV SHREE RAM	INDU	22981730
586	11	104017	11 KV AARATI SILK	HTEX	12012000

587	11	22919	11 KV KRISHANA	INDU	21945180
588	11	171901	11 KV RADHE	INDU	21053250
589	11	22920	11 KV SHYAM	INDU	18526600
590	11KV	171902	11KV GOVINDA	INDU	27749900
591	11KV	171903	11KV GUPTA	INDU	13716300
592	11KV	171904	11KV LINDIYAT	INDU	7997737
593	11	104020	11 KV JAI INDIA ALLOY	HTEX	12355900
594	11	22921	11 KV VARDHMAN	INDU	927600
595	11	104022	11 KV MARUDHAR	INDU	7150623
596	11	22922	11 KV KUBER	INDU	23453980
597	11	22923	11 KV VIDHATA	INDU	17802690
598	11KV	104025	11KV AMBAJI	INDU	22789152
599	11KV	171908	11KV SILVER	INDU	5052440
600	11KV	22924	11KV SOMESHWAR	INDU	5565810
601	11KV	104026	11KV INDIA	INDU	0
602	11KV	104027	11KV SANIKA	INDU	910830
603	11	21510	11 KV NAROLI (KOTHWA)	JGY	8996080
604	11	21509	11 KV SIYALAJ	ADOM	3910680
605	11	170501	11 KV AUTOTECH	HTEX	10980520
606	11	170502	11 KV FTP WW	INDU	9888200
607	11	170503	11 KV SHALON	INDU	10514800
608	11	104015	11 KV VANDANA	INDU	19567920
609	11	170504	11 KV SAHYADRI	HTEX	3341980
610	11	170703	11 KV NANDAV JGY	JGY	6987240
611	11	170704	11 KV VELACHHA	ADOM	4287580
612	11	170505	11 KV LIMBADA	JGY	8319000
613	11	170506	11 KV KOSAMBA EAST	JGY	8015100
614	11	170507	11 KV OMYA	HTEX	8011460
615	11	170705	11 KV DINOD	ADOM	7214320
616	11	170508	11 KV SAVA	ADOM	1200000
617	11	170706	11 KV SVS	HTEX	14015940
618	11	170509	11 KV TAMANNA	HTEX	17316000
619	11	104021	11 KV SIVAN YARN	INDU	5333780
620	11	171905	11 KV KAMESHWAR MAHADEV	INDU	13343480
621	11	171906	11 KV MOLVAN	ADOM	1393200
622	11	170510	11 KV JTP	INDU	5337500
623	11	170708	11 KV B P M	HTEX	247040
624	11KV	21502	11KV KOTHVA	JGY	2446548
625	11KV	171907	11KV RAJHANS	INDU	546500
626	11KV	171909	11KV WATER WORKS	INDU	0
627	11KV	171910	11KV SAHLON	INDU	0
628	11KV	170511	11KV SHIVAY CRAFT	INDU	0

629	11	24312	11 KV MAHAVIR	INDU	27918700
630	11KV	128701	11KV BAGUMRA	ADOM	4595210
631	11KV	128702	11KV MANGAL MURTI	INDU	33784160
632	11KV	128703	11KV RANJAN FASHIONS	INDU	17410800
633	11	128704	11 KV DASTAN	JGY	17919060
634	11	128705	11 KV RAGHAV FASHION	INDU	28789600
635	11	128706	11 KV SONALI	INDU	5481600
636	11KV	128708	11KV VALAN	ADOM	1752710
637	11KV	128709	11KV SUPERFINE	INDU	7598360
638	11KV	128710	11KV SAHIBA (JPB FIBER)	HTEX	11523040
639	11	128712	11 KV DHANDUDHAR	INDU	12800540
640	11	128713	11 KV POWER GRID	INDU	8842660
641	11	128714	11 KV GANSHYAM	INDU	14308780
642	11	128715	11 KV MITALI	INDU	11920400
643	11	128716	11 KV DOINER	HTEX	15388240
644	11	163601	11 KV SHIVCITY	INDU	14390120
645	11	163602	11 KV OHM	INDU	39092940
646	11	163603	11 KV UBHAL	ADOM	6182240
647	11	128717	11 KV TULSI	INDU	9310860
648	11KV	321801	11KV SHIVANJALI	INDU	10705700
649	11	321802	11 KV MURLIDHAR	INDU	13688800
650	11	321803	11 KV MG	INDU	16654800
651	11	321804	11 KV ISHWARKRUPA	INDU	17735600
652	11	321805	11 KV MAHADEV	INDU	21290215
653	11	321806	11 KV TANTITHAIYA	JGY	9258000
654	11	321807	11 KV PAREKH	INDU	30062200
655	11	163606	11 KV MILAN	INDU	22552580
656	11	321808	11 KV JAYMATAJI	INDU	20714700
657	11	24318	11 KV VALTHAN	JGY	8859600
658	11	321809	11 KV SWAMINARAYAN	INDU	8634600
659	11	321810	11 KV SUMANGAL	INDU	9256000
660	11	321811	11 KV VIVACITY	INDU	11571600
661	11	321812	11 KV RAGHUKUL	INDU	9746200
662	11	128718	11 KV KRISHNA	INDU	7675640
663	11	163607	11 KV SUKHRAM	INDU	3958960
664	11	321813	11 KV CHOKSHI	HTEX	16265000
665	11KV	321814	11KV DURGA	INDU	0
666	11KV	163608	11KV SADGURU	INDU	10836940
667	11KV	321815	11KV JIMBH	INDU	9146285
668	11KV	163609	11KV SHAKTI	INDU	5245660
669	11KV	322805	11KV SHUBHAM	INDU	960700
670	11	21505	11 KV SAHAJ	INDU	8946320

671	11	21508	11 KV ZINNAT	INDU	8720070
672	11	21507	11 KV RADHEDARSHAN	INDU	7165740
673	11	21504	11 KV KAVERI FEEDER	INDU	13255100
674	11KV	27102	11KV RAJVEE FDR.	INDU	16179400
675	11KV	27112	11KV ASHRAM FDR.	INDU	18324660
676	11	27101	11 KV SACHETI FDR.	INDU	12511700
677	11	21511	11 KV HIMSON	INDU	15004220
678	11KV	27111	11KV HARE KRISHNA FDR.	INDU	19875020
679	11KV	27113	11KV SUMILON FDR	HTEX	11452600
680	11KV	27106	11KV SEEMA FDR.	INDU	19421440
681	11KV	27104	11KV RAJMANI FDR.	INDU	6576780
682	11KV	27107	11KV SAVALIA FDR.	INDU	14392700
683	11KV	27105	11KV SHYAMAL FDR.	INDU	11630480
684	11KV	27103	11KV MUKESH FDR.	INDU	6506640
685	11KV	21506	11KV HANJER	INDU	9843000
686	11	21512	11 KV ZENITH	INDU	11880540
687	11KV	21503	11KV CHINMAY	INDU	25686600
688	11KV	27114	11KV LAKHANI	HTEX	3362990
689	11	21513	11 KV KEENARA	HTEX	6399280
690	11	27115	11 KV ALLIENCE	HTEX	21166240
691	11	27116	11 KV KABRA	INDU	12598300
692	11	27117	11 KV HARMONY	HTEX	6399190
693	11	27119	11 KV VISHAL	HTEX	7608180
694	11	27120	11 KV SAI LAXMI	INDU	22644200
695	11KV	27121	11KV DODHIYA	HTEX	4537520
696	11KV	21501	11KV KIM CHAR RASTA	INDU	16649740
697	11	27108	11 KV DEVIKA	INDU	9340560
698	11	22911	11 KV BOLAV	JGY	7759841
699	11	22912	11 KV MANSI	INDU	4876120
700	11KV	141501	11KV SIVAN	ADOM	15151250
701	11KV	141502	11KV KARELI	JGY	13296820
702	11	22916	11 KV BALAJI SAYAN	INDU	1761140
703	11	27118	11 KV MOHIT	INDU	25990160
704	11	141509	11 KV SUNRISE	INDU	13706780
705	11	170404	11 KV ANITA	ADOM	324800
706	11	170405	11 KV KIM	JGY	4457500
707	11KV	170403	11KV FNL	HTEX	17275800
708	11KV	170402	11KV BHADOL	ADOM	13931900
709	11KV	170401	11KV VADOLI	JGY	29310508
710	11KV	170406	11KV SAHOL	JGY	0
711	11KV	141512	11KV RAMDEVPIR	INDU	0
712	11	25503	11 KV DELAD	ADOM	6670960

713	11	25502	11 KV JIOR	ADOM	4860480
714	11	25508	11 KV DIGUSJ	JGY	4933180
715	11	138701	11 KV GALTESHWAR	JGY	5287900
716	11	138702	11 KV TIMBA	ADOM	2769840
717	11	138703	11 KV NAGOD	ADOM	4054880
718	11	138705	11 KV MOTA	ADOM	1341800
719	11KV	138706	11KV MACHI	ADOM	6467100
720	11	138704	11 KV ORNA	JGY	8344440
721	11	138707	11 KV ASTA AG	ADOM	2464280
722	11	163604	11 KV PARAB JGY	JGY	7770320
723	11	163605	11 KV MORTHAN	ADOM	6263820
724	11	322802	11 KV JOKHA	ADOM	1065200
725	11	22115	TIGHRA	ADOM	1383709
726	11	22306	DANDI	ADOM	866130
727	11	22308	N.M.COLLEGE	JGY	10872238
728	11	22310	ONJAL	ADOM	568344
729	11	101207	KRISHNAPOR	JGY	7127740
730	11	22312	ABRAMA	JGY	3343430
731	11	22313	KALTHAN	ADOM	2755680
732	11	100909	PARATAPORE	JGY	7235600
733	11	22315	G.W.S.S.B	JGY	3085140
734	11	22399	EROO COLONY	SST	0
735	11	161901	SULTANPUR	JGY	819222
736	11	161902	SAMAPORE	JGY	4670267
737	11	161903	AAT	ADOM	737344
738	11	161904	MACHHIVAD	JGY	4066511
739	11	161905	ENGG.COLLAGE ABRAMA	HTEX	2808938
740	11	100911	MOGAR AG	ADOM	1375440
741	11	327001	11 KV SAFI VILA JGY	JGY	0
742	11	327002	11 KV PAR FALIYA JGY	JGY	0
743	11	327003	MATWAD JGY	JGY	0
744	11	22401	GANDEVI	URBN	12166340
745	11	22403	KESHLI	ADOM	2078430
746	11	22410	MANEKPORE	ADOM	3120480
747	11	22406	DHANORY	ADOM	3509980
748	11	22407	SUGAR FACTORY	INDU	1193250
749	11	22408	DEVSAR	JGY	2557590
750	11	22409	KALWACH	JGY	5679309
751	11	22415	TANKAL	JGY	6683630
752	11	22420	GADAT	JGY	6478115
753	11	22499	GANDEVI COLONY	SST	0
754	11	129301	JOGWAD JGY	JGY	5519492

755	11	129302	KANGWAI	ADOM	3499420
756	11	129303	MINKUTCHH	JGY	2864100
757	11	129304	SUNTHWAD	ADOM	1777520
758	11	129305	GANDEVA	JGY	3388437
759	11	22402	VALOTI	ADOM	372510
760	11	129308	CHITALI	ADOM	2175250
761	11	23301	DANTI	ADOM	3222580
762	11	23304	ONGC	URBN	13424380
763	11	23306	KOLASANA	JGY	5858229
764	11	23308	PADGHA	ADOM	2164509
765	11	23309	ALURA	ADOM	3855215
766	11	23310	UMBHARAT	JGY	5130157
767	11	23399	MAROLI COLONY	SST	11660
768	11	23311	DABHEL	JGY	7662160
769	11	23302	MANISH PKG.	HTEX	3068140
770	11	23303	SPARKLE IND EST	INDU	573914
771	11	164001	MODI RESORT	JGY	3647401
772	11	164002	BHINAR JGY	JGY	3484500
773	11	164003	PARUJAN	ADOM	1221600
774	11	164004	DEEPLA	INDU	5109000
775	11	23312	KALAKACHHA	ADOM	2766060
776	11	327101	BORSI JGY	JGY	578036
777	11	327102	HELISH JGY	JGY	604641
778	11	327103	MODI RESORT JGY	JGY	884278
779	11	22601	WAGHAI	URBN	3379560
780	11	22603	SAKARPATAL	JGY	4747320
781	11	22607	ZAVDA	JGY	7523429
782	11	22608	KALIBEL	JGY	8025932
783	11	22609	WAGHMAL JGY	JGY	927054
784	11	101104	AHWA	URBN	7112920
785	11	101105	GHOGHLI	JGY	3922240
786	11	101101	LAHANCHARYA	JGY	1276720
787	11	101102	CHINCHLI	JGY	6941940
788	11	101103	SUBIR	JGY	2422160
789	11	101199	AHWA COLONY	SST	0
790	11	321501	SABARIDHAM	JGY	1231875
791	11	321502	NISHANA	JGY	1808818
792	11	321503	MAHAL	JGY	877191
793	11	321504	PIPALDAHAD	JGY	2404596
794	11	321505	PIPLAIDEVI	JGY	2093613
795	11	333504	BILIAMBA JGY	JGY	59730
796	11	22606	VANIL UDYOG	HTEX	54660

797	11	23501	GANGPUR (ANKLACHH)	ADOM	1481220
798	11	23502	SARA	ADOM	2920770
799	11	23503	VANSDA	URBN	9179190
800	11	23504	LIMZER	JGY	3070020
801	11	23505	NAVANAGAR	JGY	4984470
802	11	23506	KHARJAI	JGY	5431830
803	11	23599	VANSDA COLONY	SST	0
804	11	23507	VANSKUI	ADOM	1044120
805	11	163501	MAHUVAS JGY	JGY	4370580
806	11	163502	SITAPUR	ADOM	2486620
807	11	163503	BILMODA	JGY	3825263
808	11	163504	AMBAPANI	ADOM	854640
809	11	325203	DUBAL FALIYA	JGY	4135600
810	11	325204	UPSAL	ADOM	1041540
811	11	321907	KURELIYA	JGY	8571135
812	11	326901	11 KV MANKUNIYA JGY	JGY	2480927
813	11	326903	11 KV KHAMBHLA JGY	JGY	1349249
814	11	326902	11 KV VANGAN AG	ADOM	442182
815	11	326904	11 KV LIMBARFALIYA AG	ADOM	449463
816	11	101203	NEW HEAVEN BERING	INDU	12857820
817	11	101202	MASA	ADOM	2095456
818	11	101201	SARIBUJRANG	JGY	4801290
819	11	101204	MORA AG	ADOM	74336
820	11	101205	ANCHELI	ADOM	889291
821	11	22411	MOHANPUR	ADOM	2819700
822	11	22421	VEDCHHA	JGY	6733380
823	11	101206	CHHAPER	JGY	4114680
824	11	101208	VASAN	JGY	3098480
825	11	101209	BHAT	INDU	3483100
826	11	163801	MENDHAR	INDU	2173000
827	11	163802	LUSWADA	ADOM	139430
828	11	101210	GAYATRI	JGY	756510
829	11	101211	ZANDACHOK	JGY	1852653
830	11	163803	AQUA	INDU	3452700
831	11	163804	MARINE LINE	INDU	2235700
832	11	23003	RUPVEL (KHATA AMBA)	ADOM	3692874
833	11	23004	KANDOLPADA (VELANPUR)	JGY	6937126
834	11	23005	UMRA	ADOM	228894
835	11	23006	ANGALDHARA (BHINAR)	ADOM	2488419
836	11	23011	ANAVAL	JGY	8345233
837	11	23099	ANAVAL COLONY	SST	0
838	11	23012	SUKLESHWAR(VALZAR)	JGY	3568268

839	11	138507	KAMBOYA	ADOM	2011100
840	11	138508	ZARI	JGY	7258800
841	11	23010	CHADHAV	ADOM	483279
842	11	321901	BARTAD	JGY	6767800
843	11	321902	PALGABHAN	JGY	3455300
844	11	321903	SINDHAI	ADOM	1847340
845	11	321904	TANKALI	ADOM	1833600
846	11	23013	KUMKOTAR	ADOM	2774570
847	11	321905	KHADKALA	ADOM	813800
848	11	321906	11 KV MOTIVALZAR	JGY	2269800
849	11	326301	VAHEVAL JGY	JGY	5860700
850	11	326302	KHAMBHALIYA JGY	JGY	2723370
851	11	326303	NEW UMRA AG	ADOM	2743430
852	11	326304	NEW SINDHAI AG	ADOM	1640700
853	11	161601	SAPUTARA NEW	JGY	4421100
854	11	161602	GOTIYAMAL	JGY	813990
855	11	161603	SHIVARIMAL	JGY	3047575
856	11	161604	ANJANKUND	JGY	1646760
857	11	22105	SISODRA	JGY	8557387
858	11	22118	NAGDHARA FDR.	ADOM	1975438
859	11	22121	SATEM	JGY	6556755
860	11	139001	PERA	JGY	10074421
861	11	139002	TOLI	ADOM	3126208
862	11	139003	UGAT	JGY	3322600
863	11	139004	SUPA NEW	ADOM	2688982
864	11	139005	KUREL	ADOM	2693187
865	11	325401	PUNI	ADOM	1961100
866	11	325402	SADLAV	JGY	6233570
867	11	325403	BUTLAV	ADOM	854690
868	11	325404	MAHUDI	JGY	4529980
869	11	22127	NIRALI	HTEX	39785
870	11	320301	KAVDEJ	JGY	6662500
871	11	320302	GODMAL	ADOM	1336400
872	11	320303	MOLAAMBA (RAYBOR)	JGY	3092800
873	11	320304	KANDHA (VAGAN)	ADOM	588700
874	11	325201	SUKHABARI	JGY	5715500
875	11	325202	KANSARIA	ADOM	940010
876	11	325206	DUNGARPADA	ADOM	1091890
877	11	325205	TANUPADA	JGY	2375710
878	11	326801	11 KV KHATAAMBA JGY	JGY	1340380
879	11	326803	11 KV BIAF JGY	JGY	3547900
880	11	326802	11 KV CHATMUDI AG	ADOM	215350

881	11	326804	11 KV GANGPUR AG	ADOM	749280
882	11	100509	MADHUBAN DAM	JGY	3083100
883	11	100501	KARWAD JGY (DEGAM)	JGY	9661680
884	11	20126	CHHIRI	JGY	10037560
885	11	100502	DUNGRA	JGY	8056720
886	11	100506	S & J	INDU	3483540
887	11	162501	PANDOR	JGY	7513700
888	11	162502	TAMBADI	JGY	11896200
889	11	162503	KOPARLI NEW	ADOM	512000
890	11	162504	VAPI-R DEGAM NEW	ADOM	426500
891	11	100510	DAMANGANGA IND PARK	INDU	14831880
892	11	162311	RAMNAGAR	JGY	10486300
893	11	100221	11 KV J-NANJI IND	INDU	1063780
894	11	324001	11 KV LAVACHHA JGY	JGY	10986400
895	11	324002	11 KV GARMENT ZONE	INDU	3680500
896	11	324003	HARIA PARK	JGY	7568000
897	11	324004	11 KV NEW DUNGRA	JGY	9461300
898	11	324005	JOYO PLASTIC	INDU	4802600
899	11	162313	KRISHNA PARK	JGY	10757800
900	11	162505	RATA	JGY	7763400
901	11	100311	RADHA MADHAV IND	INDU	6840
902	11	324006	G.I. IND	INDU	0
903	11	20801	DHARAMPUR CITY	URBN	15410430
904	11	20802	BILPUDI	ADOM	2756360
905	11	20812	ANCHOR	URBN	2343650
906	11	20811	VADILAL URBN	URBN	6027080
907	11	20814	KHARVEL	JGY	10093700
908	11	20813	PINDVAL	JGY	5001870
909	11	20899	DHARAMPUR COLONY	SST	0
910	11	162701	11KV MADHURI	JGY	6039870
911	11	162702	RANVERI	JGY	152350
912	11	162703	WILSON HILL	JGY	728710
913	11	162704	RAJPURI JUNGLE	ADOM	1032820
914	11	162705	KHADKI DHARAMPUR	ADOM	128590
915	11	20817	11 KV SHIV	URBN	1008500
916	11	322902	UKTA	ADOM	1206380
917	11	322903	ZARIYA	JGY	8189090
918	11	20818	11 KV SHRIMAD RAJCHANDRA	URBN	1689580
919	11	21702	KHADKI DUNGRI	ADOM	1211900
920	11	21703	PARIA	ADOM	588630
921	11	21706	GOIMA	JGY	4389400
922	11	21709	TARMALIA	JGY	2500100

923	11	139901	KHUNTEJ (PARIAJGY)	JGY	3927241
924	11	139902	DUMLAV	ADOM	67350
925	11	139903	ROHINA	JGY	3334420
926	11	139904	M M TECHNO	INDU	3833710
927	11	139905	11 KV VELVAGAD JGY	JGY	2394330
928	11	21714	11 KV BHAVIN IND.	HTEX	10368870
929	11	139906	11 KV KHERLAV AG	ADOM	147990
930	11	326101	PARVASA JGY	JGY	6181340
931	11	326102	ASMA JGY	JGY	1820730
932	11	326103	KACHVAL AG	ADOM	347850
933	11	326104	RABDI AG	ADOM	156390
934	11	326004	BORDI FALIA AG	ADOM	57140
935	11	326001	KHERLAV JGY	JGY	728970
936	11	326003	BARAI AG	ADOM	31620
937	11	326002	KERPADA JGY	JGY	3011980
938	11	21715	FILMTECH	HTEX	5061400
939	11	21716	ZENIUM CABLE	INDU	398700
940	11	20111	DISCO	JGY	5848040
941	11	20335	SILVASSA ROAD	URBN	22954410
942	11	20125	ADVANCE	URBN	9937720
943	11	20199	BALITHA VAPI COLONY	SST	150752
944	11	20128	MANGALMURTI	URBN	6191520
945	11	20129	ASHADHAM	URBN	12059400
946	11	20102	A.D.H. URBN	URBN	16631580
947	11	100301	KARAYA RURAL	ADOM	168980
948	11	100302	KAKADKOPAR	ADOM	594070
949	11	100303	JIRVAL	JGY	1561630
950	11	100701	PANAS	JGY	9066110
951	11	100706	MORAKHIA	HTEX	3326880
952	11	100306	VAJWAD	JGY	5925120
953	11	100307	POWER GRID	HTEX	1496730
954	11	100304	NANAPONDHA	ADOM	1075740
955	11	100305	MOTAPONDHA	JGY	8737500
956	11	100399	KAKADKOPAR COLONY	SST	0
957	11	100799	KAPRADA COLONY	SST	0
958	11	100708	MOTI VAHIYAL(PANAS)	ADOM	1965460
959	11	100308	VASUDHARA	HTEX	5918730
960	11	100309	SUKHALA	JGY	12583370
961	11	322501	NEVRI	JGY	8545410
962	11	322502	JOGVEL JGY	JGY	5472530
963	11	322503	PATI (NPD) AG	ADOM	384910
964	11	322504	KAJLI AG	ADOM	160120

965	11	322505	11KV VADKHAMBA JGY	JGY	2192820
966	11	322506	11KV KHAREDI AG	ADOM	124270
967	11	100310	VISHNU PAN	INDU	288680
968	11	327901	ARNAI JGY	JGY	0
969	11	327902	AMDHA AG	ADOM	0
970	11	20803	BARSOL	JGY	20694980
971	11	20804	D'PUR VANKAL	ADOM	3313420
972	11	20805	NANI VAHIYAL	ADOM	2340420
973	11	20807	SUPER TEX-O-TWIST	HTEX	813910
974	11	20810	BHAMBHA	ADOM	4565840
975	11	20808	CHINCHAI	HTEX	575990
976	11	20815	KURGAM	JGY	7126310
977	11	20816	FALADHARA	JGY	11451600
978	11	320305	KHANPUR	ADOM	1394900
979	11	320306	BARTAD (D'PUR) JGY	JGY	3954000
980	11	322901	LAKADMAL	JGY	5223230
981	11	322904	TUMBI	ADOM	1424170
982	11	322905	BAROLIYA JGY	JGY	0
983	11	21704	ORWAD TOWN	URBN	8951061
984	11	21705	MOTIWADA JGY (UDWADA)	JGY	6989360
985	11	20122	SALVAV JGY (KUNTA)	JGY	6567200
986	11	21799	KHADKI DUNGRI COLONY	SST	13194
987	11	21707	PALSANA	ADOM	61810
988	11	20127	JAY BHARAT	HTEX	692340
989	11	21708	SANGIR PLASTIC	HTEX	10669320
990	11	139702	SHRI AJIT PAPER MILL	HTEX	19288880
991	11	139709	WELL KNOWN (VISHAL ISPAT)	HTEX	3204740
992	11	139710	DEVANG PAPER MILL	HTEX	12384340
993	11	163701	AGYARI JGY	JGY	3939350
994	11	163702	KIKARLA	JGY	1876980
995	11	163703	GANGAJI	JGY	3761660
996	11	163704	KOLAK	JGY	2038520
997	11	163705	KALASAR	ADOM	218720
998	11	21713	11KV SARAN JGY	JGY	4878300
999	11	321701	MORAI-2 JGY	JGY	4147400
1000	11	321702	KUNTA JGY (NEW)	JGY	7157800
1001	11	321703	VATAR-2 AG	ADOM	173300
1002	11	321704	VISHAL ISPAT NEW	HTEX	5895400
1003	11	321706	BALBIR	HTEX	4184600
1004	11	20104	SPECIALITY P.MILL	JGY	2920301
1005	11	20105	TUKWADA(AMBACH) AG	ADOM	263820
1006	11	21717	MANDHANA PLASTIC	HTEX	4095280

1007	11	20117	VAPI TOWN	URBN	19261560
1008	11	20123	NEHRUSTREET(VAPI-1)	URBN	12683472
1009	11	139701	BIODEL	URBN	13873020
1010	11	139707	MAXES CORPO	INDU	25077000
1011	11	139713	11 KV BEST QUEST	HTEX	6103460
1012	11	324301	11 KV CHANDOR	JGY	6463480
1013	11	20101	VAPI WEST	URBN	19472080
1014	11	324302	KHADAKLA	URBN	4198608
1015	11	100702	KETKI	JGY	2743500
1016	11	100703	TUKWADA	JGY	1176206
1017	11	100704	HUDA	JGY	2180929
1018	11	100705	KAPRADA TOWN	JGY	1449890
1019	11	100707	DHAMNI	JGY	3372901
1020	11	163401	SULIYA	JGY	2385530
1021	11	163402	KOLVERA	JGY	1097340
1022	11	163403	CHEPA	JGY	468900
1023	11	163404	ASLONA	JGY	1177870
1024	11	163405	11 KV KARJUN	ADOM	30400
1025	11	323001	DAHIKHED JGY	JGY	2010690
1026	11	323101	SUTHARPADA JGY	JGY	2882660
1027	11	323002	11 KV NAGAR	JGY	2079930
1028	11	323003	11 KV EKLERA	JGY	1399170
1029	11	323102	11 KV BARPUDA	JGY	913380
1030	11	323103	11 KV FALI	JGY	767490
1031	11	323104	11 KV RAHOR	JGY	1196370
1032	11	163406	LIKHVAD	ADOM	47190
1033	11	323004	GHANVERI JGY	JGY	661300
1034	11	323105	VADOLI AG	ADOM	0
1035	11	323005	TISKARI JUNGLE IND	INDU	17500
1036	11	20203	WAGHCHHIPA	JGY	8691700
1037	11	20204	MODERN PACKAGING	GIDC	12550060
1038	11	20201	PARDI TOWN - 1	URBN	17527138
1039	11	20205	BALDA	ADOM	211900
1040	11	20211	PARDI STATION FDR.	JGY	9876300
1041	11	21701	JYOTI PLASTIC	URBN	5418599
1042	11	20212	UMARSADI	ADOM	123000
1043	11	20213	SUN BIRD	GIDC	12028982
1044	11	20209	INDUSTRIAL PARK BALDA	INDU	18767118
1045	11	21712	TRIMURTI	URBN	5364120
1046	11	21711	PONIYA	URBN	8224920
1047	11	163706	11KV PARKSON IND	HTEX	12215240
1048	11	20109	GIDCVAPI HSG.SECTOR	URBN	11038450

1049	11	20301	MUTUAL PLASTICS	GIDC	18587840
1050	11	20302	PERFECT PLASTIC	GIDC	13746760
1051	11	20317	CHEMISYNTH	GIDC	5159220
1052	11	20304	PVD PLASTICS	GIDC	9531420
1053	11	20305	GIRNAR PACKAGING	GIDC	14984680
1054	11	20308	SAIYAD PAPER MILL	HTEX	21092940
1055	11	20303	WATER SUPPLY	HTEX	9543860
1056	11	20310	AGRAWAL PAPER MILL	GIDC	20484480
1057	11	20312	UPL(HT EXP)	HTEX	16948620
1058	11	20313	GTBL	HTEX	14984040
1059	11	20327	TELEPHONE EXCHANGE	URBN	3743760
1060	11	20326	HARIA PAPER MILL	GIDC	20961960
1061	11	20331	DAMAN GANGA PAPER MILL	HTEX	8975800
1062	11	21603	KCA	GIDC	22469780
1063	11	100201	PARAMSHIVA	GIDC	11548620
1064	11	100202	DHANLAXMI	GIDC	24555000
1065	11	100203	GROFED	HTEX	14277660
1066	11	100204	ROYAL PROCESSOR	GIDC	15843540
1067	11	100206	ARTI ORGANICS	HTEX	2356980
1068	11	100209	GIDCVAPI JBF	HTEX	10514160
1069	11	21601	JAYSINTH	GIDC	9058040
1070	11	21602	SYNOCHEM	GIDC	20132100
1071	11	100208	DUFER	GIDC	7075220
1072	11	100205	GUJARAT ELECTROMAG	GIDC	16003280
1073	11	20115	COMM-SECTOR	URBN	5512760
1074	11	21605	CETP	HTEX	14848560
1075	11	21606	I.G.C.L (EXPRESS)	HTEX	18618633
1076	11	20334	PIDILITE	HTEX	13161000
1077	11	100211	GAJANAN P. MILL	GIDC	17419956
1078	11	20315	SHAH PAPER MILL	HTEX	15181920
1079	11	100212	GAYATRI SHAKTI P.MILL	HTEX	11469480
1080	11	100213	HINDUSTAN INK-I	HTEX	17454960
1081	11	100214	J.K.T	GIDC	20232660
1082	11	100507	SHAH PAPER MILL(IVTH)	HTEX	5899920
1083	11	100508	GLORYCHEM	GIDC	16956360
1084	11	100503	OPERA	GIDC	17663040
1085	11	100504	YASHO INDUSTRIES	GIDC	18404540
1086	11	100505	SUMAN PAPER MILL	HTEX	15024960
1087	11	20336	TRIVAL BOARD	GIDC	15730690
1088	11	20399	GIDC COLONY	SST	12611
1089	11	100218	SHAH PAPER MILL(3RD)	HTEX	17342940
1090	11	100219	SARANA CHEM	GIDC	22129295

1091	11	20337	BEST P'MILL	HTEX	11980620
1092	11	162302	54 SHEDS	GIDC	9716190
1093	11	162303	AMOLI	GIDC	26333000
1094	11	162304	MORARJI CIRCLE	URBN	5981240
1095	11	162305	GALAXY HOTEL	URBN	6722300
1096	11	162306	EUROCOTE NEW	HTEX	14793160
1097	11	162307	RAMA PULP & PAPER	HTEX	16883500
1098	11	162308	INDUSTRIAL BOILER	GIDC	11640740
1099	11	100220	HERANBA	GIDC	21738480
1100	11	162310	VAPI PAPERMILL2ND PHASE	HTEX	15961980
1101	11	162309	SARDARCHAWK	GIDC	12298540
1102	11	162312	AGRASHAKTI PM 2ND PHASE	HTEX	8730420
1103	11	21612	VAPI NAGARPALIKA W/W	HTEX	1343060
1104	11	20338	WELSPUN ZUCHHI	HTEX	5035320
1105	11	100511	SUPREET CHEMICAL	GIDC	3278560
1106	11	21613	NASCENT	HTEX	20186280
1107	11	21614	VIBRANT BUSINESS PARK	INDU	2533710
1108	11	100222	VITAL LABORATORIES	HTEX	15010645
1109	11	100223	HIL	HTEX	18705680
1110	11	100224	S. KANT	HTEX	797580
1111	11	20339	11 KV PIL (PIDILITE)	HTEX	1625420
1112	11	20340	11 KV MODISON	HTEX	1662100
1113	11	21615	N.R.AGARWAL	HTEX	2380665
1114	11	20402	VIJAY FIRE (G1)	GIDC	15028700
1115	11	20406	BSNL (G2)	GIDC	9364480
1116	11	20407	ADD PEN (G3)	GIDC	12799380
1117	11	20408	SHEETAL INDUSTRIES (G4)	GIDC	9303740
1118	11	20409	SHANGHVI WOOD (G5)	GIDC	12835140
1119	11	20403	UMBERGOAN AGDOM	ADOM	515530
1120	11	20404	UMBERGOAN TOWN	URBN	7972620
1121	11	20405	U'GAM INDUSTRIAL	INDU	4460740
1122	11	20411	ZODIAC CLOTHING (G6)	GIDC	8918560
1123	11	20413	UNIFLEX CABLE	HTEX	12998100
1124	11	20414	SOLSUMBA JGY	JGY	10810040
1125	11	20499	UMBERGAON COLONY	SST	16273
1126	11	20416	GANDHIWADI	JGY	14838240
1127	11	161701	R.R.INDUSTRIES	GIDC	10638400
1128	11	161702	VHM INDUSTRIES	GIDC	10726200
1129	11	161801	AMBIKA	GIDC	17566740
1130	11	161802	REGENT PLAST	GIDC	13545580
1131	11	161803	ABHISHREE	GIDC	13744820
1132	11	161804	MVION EXIM	INDU	16711917

1133	11	161805	PRAKASH STEEL	HTEX	7432970
1134	11	161704	DAHAD JGY	JGY	13191000
1135	11	161705	UIA	GIDC	8632800
1136	11	161807	ANNPURNA	HTEX	17161100
1137	11	20412	MANISHA PHARMA (G7)	GIDC	16688880
1138	11	161707	OHM INFRA PARK	INDU	13832400
1139	11	20417	GOVADA JGY	JGY	4340480
1140	11	161708	DEHRI AGDOM	ADOM	578756
1141	11	161709	LANDMARK INDUSTRIAL	INDU	513194
1142	11	161808	11 KV TIMBHI JGY	JGY	4662900
1143	11	161810	11KV S NARENDRA	HTEX	2597200
1144	11	20418	CHITRAKUT JGY	JGY	0
1145	11	20710	FANSA AGDOM	ADOM	134900
1146	11	20714	S'GAM MAROLI AGDOM	ADOM	177220
1147	11	128502	NARGOL AGDOM	ADOM	117799
1148	11	128504	AHOO JGY	JGY	8406520
1149	11	20799	SARIGAM COLONY	SST	0
1150	11	20723	SHROTRA	HTEX	10972020
1151	11	20726	SARAI JGY	JGY	9922080
1152	11	333306	11 KV KALAY JGY	JGY	6700460
1153	11	333307	11 KV KALGAM JGY	JGY	7975760
1154	11	326401	NAHULI	JGY	3525740
1155	11	326402	MOHANGAM	ADOM	36980
1156	11	20738	JANI SALES	HTEX	5782975
1157	11	327301	MANEKPORE JGY	JGY	2448200
1158	11	327302	NEW AHOO JGY	JGY	1914200
1159	11	327303	DHODIPADA AG	ADOM	32700
1160	11	327304	NEW NARGOL AG	ADOM	84800
1161	11	20739	KARANJGAM JGY	JGY	153210
1162	11	333309	FANSA AG	ADOM	551500
1163	11	333310	PUNAT AG	ADOM	6680
1164	11	327306	KRS IND	INDU	0
1165	11	20703	NUMECH	INDU	4882920
1166	11	20702	SARIGAM AGDOM	ADOM	38830
1167	11	21604	VALVADA	ADOM	229840
1168	11	20716	SUTLEJ INDUSTRIES	HTEX	10169460
1169	11	21609	JAI RESEARCH	HTEX	5842890
1170	11	21611	ACHHARI	JGY	11902970
1171	11	128501	SANJAN	JGY	17101600
1172	11	128503	VANKASH	JGY	5043480
1173	11	162499	BHILAD COLONY	SST	0
1174	11	20721	ANGAM	JGY	5058500

1175	11	162401	NANDIGAM	INDU	12467480
1176	11	162402	ZAROLI	JGY	6227930
1177	11	162403	DAHELI	JGY	11077540
1178	11	128505	GUJARAT INFRA	HTEX	10434720
1179	11	21607	GLOBAL INFRA	INDU	6917880
1180	11	128506	APAR	HTEX	23073140
1181	11	162404	GHCL	HTEX	187680
1182	11	128507	A-1 FENCE	HTEX	2511180
1183	11	128508	WESTERN REFRIGERATION	HTEX	4319000
1184	11	128509	SUMATI SPINTEX	HTEX	16336860
1185	11	162405	ESSEL PROPACK	HTEX	14195760
1186	11	162406	TRENT	INDU	16449600
1187	11	128510	11 KV WAREE	INDU	13041760
1188	11	161809	11 KV AMAR TEA	INDU	6490843
1189	11	162407	NANDIGRAM REALTORS	HTEX	2813311
1190	11	162409	BIC CELLO	HTEX	5764969
1191	11	162408	ANKLASH	ADOM	4600
1192	11	162410	BHILAD EAST	JGY	5926180
1193	11	326404	KARAMBELE JGY	JGY	79190
1194	11	327305	APAR IND	INDU	1580640
1195	11	20701	SWADESHI TEXTILES (G1)	GIDC	14628180
1196	11	20704	SUN INDUSTRIES (G2)	GIDC	17338160
1197	11	20705	SILVASA STEEL (G4)	GIDC	500919
1198	11	20706	S'GAM HSG SECTOR	GIDC	11937263
1199	11	20707	LAGHU UDYOG	INDU	2931081
1200	11	20709	SABERO ORGANICS	HTEX	21486720
1201	11	20711	ENGINEERING ZONE (G5)	GIDC	11803020
1202	11	20713	PIONEER (G6)	GIDC	14045760
1203	11	20715	S'GAM PLASTIC ZONE	GIDC	20792857
1204	11	20718	BONPADA JGY	JGY	9395040
1205	11	20708	RASHTRIYA METAL	HTEX	20140740
1206	11	20712	MANDA IND	INDU	17152840
1207	11	20717	GV DAMODAR	HTEX	6977400
1208	11	20725	VERITAS (G3)	GIDC	15914440
1209	11	20727	SARIGAM CEPT	HTEX	4584660
1210	11	20729	CALIBRE CHEMICAL	HTEX	17324580
1211	11	20731	GAYARTI SAKTI PM BOARD	HTEX	15298180
1212	11	20732	TORRAY KUSUMGAR	HTEX	2809880
1213	11	20733	N R AGRAWAL	HTEX	2290860
1214	11	20734	PRAMUKH PAPER MILL	HTEX	4259700
1215	11	333301	KALPATARU	GIDC	25509680
1216	11	333302	SARIGAM BAZAR	JGY	5988380

1217	11	333303	ASIAN	GIDC	16813760
1218	11	333305	11 KV AARTI IND.	GIDC	15938180
1219	11	20736	CALIMARA	HTEX	1219260
1220	11	333308	HERANBA INDUSTRIES	HTEX	903600
1221	11	20737	VARDHMAN	INDU	10987720
1222	11	333311	11 KV HERCULES PIGMENT	GIDC	40860
1223	11	22504	GAIKWAD MILL	URBN	16657160
1224	11	22505	BILL-T LICENCEE - I	URBN	13915480
1225	11	22506	BILL-T LICENCEE - II	URBN	13076520
1226	11	22519	AMBIKA URBN	URBN	52320
1227	11	22501	BIGRI	JGY	8701560
1228	11	22508	BILL-A VANKAL	ADOM	1002144
1229	11	22509	BIPICO	INDU	5851254
1230	11	22510	TALAVCHORA	JGY	4690346
1231	11	22512	BILL-A GIDC (A)	INDU	13786990
1232	11	22513	TEJLAV	JGY	4095370
1233	11	22517	DHAKAWADA	URBN	4300520
1234	11	22518	BALWDA	ADOM	1296510
1235	11	22599	ANTALIA COLONY	SST	0
1236	11	161501	CHIMLA	ADOM	1426740
1237	11	161502	MALIYADHARA	JGY	5548980
1238	11	161505	BALWADA-1	ADOM	60770
1239	11	101003	KALWADA	ADOM	3523800
1240	11	101001	VADPADA	ADOM	2639733
1241	11	101002	GHEJ	ADOM	3578400
1242	11	101004	ACHHAVANI	ADOM	2017600
1243	11	101007	KHERGAM TOWN	URBN	7120140
1244	11	101008	PITHA(KOCHWADA)	JGY	7681200
1245	11	101009	PANIKHADAK	JGY	4213200
1246	11	101010	PATI	JGY	10903282
1247	11	101011	CHARI	JGY	4367200
1248	11	101099	KHERGAM COLONY	SST	0
1249	11	101012	PANANJ	JGY	996000
1250	11	101013	RANDHA	JGY	3644000
1251	11	327401	GAURI JGY	JGY	702080
1252	11	327402	CHIMANPADA AG	ADOM	467560
1253	11	101014	KAVLA KHADAK AG	ADOM	807000
1254	11	101015	SARASIA AG	ADOM	0
1255	11	100609	WAGHALDHARA	ADOM	1711420
1256	11	100606	DUNGRI TOWN	URBN	7921770
1257	11	100602	SARODHI(INDUSTRIAL)	JGY	7183467
1258	11	100603	ATGAM	JGY	6879680

1259	11	100601	THAKARWADA	ADOM	3219320
1260	11	100607	UNTADI(MALVAN)	JGY	382700
1261	11	100608	KAKWADI	ADOM	432197
1262	11	100605	SONWADA	JGY	5936180
1263	11	100699	DUNGRI COLONY	SST	0
1264	11	100604	BALAJI	HTEX	18085960
1265	11	161503	JESIA	JGY	3333200
1266	11	161504	GORGAM	ADOM	1631450
1267	11	320201	DANDI(DUNGRI)	JGY	6102871
1268	11	320202	DHARASANA	JGY	3568800
1269	11	320203	JESHPORE	JGY	4823770
1270	11	320204	MALVAN	ADOM	372990
1271	11	320205	CHHARVADA	ADOM	230890
1272	11	100611	ROLA	ADOM	888480
1273	11	100612	ANCHOR(DUNGRI)	HTEX	272500
1274	11	100613	FLAIR	HTEX	3472210
1275	11	20901	KHAMBHDA	ADOM	3606100
1276	11	20902	KALIYARI	ADOM	3175750
1277	11	20904	CHIKHLI DEGAM	ADOM	423090
1278	11	20905	CHIKHLI T-I	URBN	12455420
1279	11	20906	SAMROLI	URBN	13760280
1280	11	20907	QUARRY	INDU	12238900
1281	11	20908	VASUNDHARA DAIRY	HTEX	7446150
1282	11	20909	AMAR	INDU	8238360
1283	11	20910	SOLDHARA	JGY	6877830
1284	11	20911	ALIPORE	JGY	7855440
1285	11	20999	CHIKHALI COLONY	SST	0
1286	11	100899	AMBHETA COLONY	SST	0
1287	11	20903	SOMNATH	INDU	8692680
1288	11	20913	PARTH	INDU	7231820
1289	11	20914	RAJHANS	INDU	8566640
1290	11	163301	SHITAL	INDU	8791940
1291	11	20912	BAMANVEL	JGY	6948885
1292	11	20915	UMIYA	INDU	72300
1293	11	23001	CHAPALDHARA	JGY	5211748
1294	11	23002	RANVERIKHURD	ADOM	3676068
1295	11	23008	PRATAPNAGAR	ADOM	3842162
1296	11	23009	KHAROLI JGY	JGY	3317678
1297	11	138501	BAMANWADA	ADOM	1786000
1298	11	138502	VANDARVELA	JGY	5220000
1299	11	138503	SADARVEL	ADOM	2101400
1300	11	138504	FADVEL NEW	JGY	3666400

1301	11	129306	CHASA	JGY	5556464
1302	11	129307	UNDHAVAL	ADOM	2851860
1303	11	163304	RANKUVA NEW	JGY	4106703
1304	11	163302	MANEKPORE	ADOM	224870
1305	11	163303	DONJA	ADOM	1376610
1306	11	138509	11 KV BEDIYA AG	ADOM	25620
1307	11	163305	KUKERI	ADOM	1182000
1308	11	163306	SURKHAI	JGY	3665500
1309	11	163307	RETHWANIYA	JGY	371100
1310	11	327201	CHAKKARIA JGY	JGY	544680
1311	11	327202	RAJPORE AG	ADOM	413660
1312	11	327801	SONARIA JGY	JGY	925100
1313	11	327802	KAVERI AG	ADOM	696770
1314	11	327803	11 KV KHUDVEL JGY	JGY	55090
1315	11	327804	11 KV TATIKHADI AG	ADOM	41160
1316	11	21104	BHOMAPARDI	ADOM	1326300
1317	11	21107	ATAKPARDI	ADOM	412600
1318	11	20214	RABDA	ADOM	1108900
1319	11	21111	VAL-R INDUSTRIAL	INDU	12304900
1320	11	21118	KANJAN	ADOM	1634200
1321	11	21120	GADARIA	JGY	4076800
1322	11	20210	CHANVAI	JGY	7453400
1323	11	21123	JUJVA	JGY	4023900
1324	11	21199	ATAKPARDI COLONY	SST	0
1325	11	20299	ATUL COLONY	SST	0
1326	11	21108	ABRAMA VALSAD	JGY	855000
1327	11	321601	BODLAI	JGY	2363500
1328	11	321602	BHUTSAR	ADOM	2056300
1329	11	321603	KACHIGAM(NEW)	ADOM	1983900
1330	11	321604	NAVERA	JGY	4003900
1331	11	321605	SARANGPUR JGY	JGY	3033450
1332	11	321606	MORI FALIA AG	ADOM	1426390
1333	11	322101	AGASHI	JGY	6597610
1334	11	322102	KANBHAI	JGY	3068960
1335	11	322103	GHOLAR	ADOM	4365400
1336	11	322104	SATADIYA	ADOM	1593910
1337	11	322105	CATTLE FEED	HTEX	131210
1338	11	333801	MANDAVKHADAK JGY	JGY	4260960
1339	11	333802	DUNGARPADA AG	ADOM	1338351
1340	11	333803	DHOLUMBAR	JGY	3980440
1341	11	333804	DHAMDHUMA	ADOM	2780308
1342	11	322107	MOGRAWADI	ADOM	2482010

1343	11	322106	AMADHARA	JGY	3609800
1344	11	327403	TORANVERA JGY	JGY	439738
1345	11	327404	JAMANPADA AG	ADOM	225811
1346	11	20202	PARNERA	URBN	9313040
1347	11	21101	EAST FEEDER	URBN	7920500
1348	11	21102	POLICE H.Q.	URBN	10002300
1349	11	21105	PARDI SANDHPOR AG	ADOM	33100
1350	11	21119	MOGRAWADI FEEDER	URBN	6021700
1351	11	21125	11 KV RAJHANS URBAN	URBN	5808240
1352	11	21126	PADARDEVI URBAN	URBN	8555560
1353	11	20215	VAANKI	URBN	6326900
1354	11	21115	HANUMAN BHAGDA	URBN	6866400
1355	11	100405	AZAD CHOWK FDR.	URBN	4144560
1356	11	100406	11KV CHHIPWAD	URBN	10283780
1357	11	320101	RAMWADI	URBN	6676900
1358	11	320105	KASTURBA	URBN	6631960
1359	11	320106	TOWER	URBN	6327240
1360	11	100404	HALAR	URBN	11580220
1361	11	100409	TITHAL ROAD	URBN	6456760
1362	11	100499	VALSAD CITY COLONY	SST	0
1363	11	100412	DEAN MEDICAL	URBN	5231790
1364	11	320103	COLLAGE URBAN	URBN	4716300
1365	11	320104	GOVT.COLONY	URBN	7470700
1366	11	320107	11KV AAVABAI	URBN	5822520
1367	11	21110	TIPCO	HTEX	5186280
1368	11	21117	ASHA NITRO	HTEX	19274820
1369	11	21106	ECOPLAST	HTEX	4705600
1370	11	100401	HARIYA	ADOM	510361
1371	11	100403	KOSAMBA	ADOM	109698
1372	11	21103	FCI	INDU	4449240
1373	11	161410	HINGRAJ NEW	JGY	9248745
1374	11	320102	DIVADANDI	JGY	11010700
1375	11	100413	SEGVI	JGY	4066200
1376	11	161412	BHADELI AG	ADOM	343320
1377	11	325001	11 KV DIVED JGY	JGY	4280330
1378	11	325002	11 KV MEH JGY	JGY	4240340
1379	11	325003	11 KV DUNGERWADI AG	ADOM	326080
1380	11	325004	11 KV SURWADA AG	ADOM	272870
1381	11	20216	ANAVEN	HTEX	2527500
1382	11	161401	OLD GIDC GUNDLAV	GIDC	18974150
1383	11	161402	DEMOSA	GIDC	11656600
1384	11	161403	KRUPA	GIDC	3836292

1385	11	161404	OM VINYLS	HTEX	5571300
1386	11	161405	ANCHOR VALIND	GIDC	8418280
1387	11	161406	ANTICORRESIVE	GIDC	8958400
1388	11	161407	PALAN NEW	JGY	10373120
1389	11	161408	MULI	ADOM	1075750
1390	11	161409	KCM	HTEX	6461600
1391	11	161411	11KV KTC	HTEX	1123658
1392	11	100902	SAHIL	URBN	4445560
1393	11	100905	GITANJALI	URBN	6519440
1394	11	138601	AGIYARI	URBN	6861300
1395	11	138602	MITHILA NAGARI	URBN	7926860
1396	11	138605	ASHANAGAR	URBN	7356880
1397	11	138607	ZAVERI SADAK	URBN	6523324
1398	11	138608	STATION ROAD NVS	URBN	5611485
1399	11	138609	SHANTADEVI ROAD	URBN	9914575
1400	11	138610	KAMELA ROAD	URBN	5818476
1401	11	138611	DANDI WAD	URBN	1748580
1402	11	22108	NVS CITY LIC.FDR.NO.II	URBN	5449564
1403	11	22116	VIRAVAL	URBN	5500440
1404	11	100901	SHANTINIKETAN	URBN	9138342
1405	11	100903	FUWARA	URBN	3774650
1406	11	100904	NAVSARI CITY	URBN	5221680
1407	11	100907	K.G. HOSPITAL	URBN	3502620
1408	11	100908	JAMALPORE	URBN	9520965
1409	11	100999	NVS CHHAPRA COLONY	SST	0
1410	11	22122	MAHENDRA BROTHERS	HTEX	4029627
1411	11	138603	S.T.DEPOT	URBN	8571543
1412	11	138604	MADHUMATI	URBN	5297560
1413	11	138606	COURT NVSCITY	URBN	6072280
1414	11	100912	AGRAWAL ROAD	URBN	3961255
1415	11	22307	JALALPORE	URBN	10201380
1416	11	22309	TASKAND NAGAR	URBN	12538380
1417	11	164005	MACHHAD ZINGA FARM	INDU	4866900
1418	11	22101	PINSAD (VESMA OLD)	ADOM	2438125
1419	11	22102	SWASTIK	INDU	8726881
1420	11	22103	AMRI	JGY	11979911
1421	11	22104	GIDC NVS	GIDC	7508966
1422	11	22119	KALIAWADI	URBN	11504740
1423	11	22120	AMADPOR (KUCHED OLD)	ADOM	1866350
1424	11	22199	NAVSARI COLONY	SST	0
1425	11	22123	MAHAVIR	GIDC	11393768
1426	11	162101	SADODARA	JGY	3566500

1427	11	162102	KUCHED NEW	ADOM	2207580
1428	11	162103	VESMA NEW	ADOM	1676680
1429	11	162104	ARAKJGY	JGY	5320420
1430	11	22124	GUFIC HT EXPRESS	HTEX	10662128
1431	11	162105	11 KV MAGICRETE IND.	INDU	1550560
1432	11	22125	11 KV KABILPORE	URBN	6563420
1433	11	22126	11 KV HILTI	INDU	10898215
1434	11	162107	PARTHAN	ADOM	13280
1435	11	162108	PARDI (VESMA SS)	ADOM	816540
1436	11	22301	SILK MILL(MAFATLAL BURLINGTON)	HTEX	211676
1437	11	22302	MAFATLAL I & II	HTEX	231914
1438	11	22304	VIJALPORE	URBN	12214113
1439	11	100906	MARUTI	URBN	13676580
1440	11	100910	RAMNAGAR V'POR	URBN	10485821
1441	11	22316	MAMTA MANDIR URBAN	URBN	0
1442	11KV	103104	11KV KASAD AG(BHUVA)	ADOM	1146490
1443	11KV	103103	11KV BHADBHUT	JGY	3311890
1444	11KV	103106	11KV THAM JGY (DEROL OLD)	JGY	8309630
1445	11KV	140703	11KV NAVETA FDR	JGY	10141548
1446	11KV	141001	11KV TAVRA	JGY	11408800
1447	11KV	141002	11KV KADOD	JGY	5647425
1448	11KV	140705	11KV KALLA	ADOM	142592
1449	11KV	141301	11KV PIPALIA JGY	JGY	10020900
1450	11KV	141003	11KV LUVARA AG	ADOM	1216080
1451	11KV	141306	11KV VAHALU JGY	JGY	10890200
1452	11KV	141004	11KV ZADESHWAR AG	ADOM	1384700
1453	11KV	141005	11KV NIKORA AG	ADOM	3521400
1454	11KV	141307	11KV KANTHARIYA AG	ADOM	410400
1455	11	172805	11 KV DETRAL FEEDER	JGY	5670960
1456	11	172806	11 KV KUKARWADA FEEDER	ADOM	74660
1457	11KV	28310	11KV SUPER SALT	INDU	3493710
1458	11KV	28302	11KV RELIANCE	JGY	523440
1459	11KV	28309	11KV VANSETA	INDU	9061500
1460	11KV	28308	11KV TANKARI	JGY	5737710
1461	11KV	28304	11KV KORA	JGY	5262000
1462	11KV	28303	11KV DABHA JGY(JAMBUSAR SS)	JGY	2682960
1463	11KV	84902	11KV GAJERA FEEDER	JGY	6417400
1464	11KV	84903	11KV VAHELAM	JGY	4090601
1465	11KV	84905	11KV TRANSMETAL	HTEX	5912055
1466	11KV	28311	11KV MAGNAD	ADOM	465210
1467	11KV	103803	11KV CHHIDRA	JGY	6878700
1468	11KV	103802	11KV SAMBHA	JGY	2840730

1469	11KV	103801	11KV NADA	JGY	4132020
1470	11KV	84810	11KV KAHANVA	ADOM	1624656
1471	11KV	84907	11KV VAVLI AG	ADOM	1685560
1472	11KV	103805	11KV SIGAM	ADOM	376110
1473	11KV	103806	11KV NOBAR	ADOM	242700
1474	11KV	103807	11KV KAVI(CHHIDRA S/S)	JGY	6317940
1475	11KV	84812	11KV PILUDRA	JGY	3236000
1476	11KV	170201	11KV DEVLA JGY	JGY	5694100
1477	11KV	170202	11KV JALARAM SALT	INDU	5773900
1478	11KV	170203	11KV ISLAMPUR JGY	JGY	4006100
1479	11KV	84917	11KV BTW ATLANTA	HTEX	4480160
1480	11KV	84918	11KV KARELI JGY	JGY	5451855
1481	11KV	170204	11KV PATEL SALT	INDU	2612300
1482	11KV	310601	11KV SAROD JGY	JGY	6013540
1483	11KV	310602	11KV SAMOJ AG	ADOM	84000
1484	11KV	310603	11KV TAVAKKALSALT IND.	INDU	1249760
1485	11	170299	STATION TRANSFORMER DEVLA 66KV	SST	17570
1486	11	103899	STATION TRANSFORMER CHHIDRA 66	SST	15030
1487	11KV	28208	11KV ATLAS WIRE	HTEX	377580
1488	11KV	28504	11KV BELL CERAMIC	HTEX	389720
1489	11KV	28203	11KV PALEJ TOWN	URBN	12946440
1490	11KV	28209	11KV PALEJ GIDC	GIDC	19271570
1491	11KV	28201	11KV ZANGHAR	ADOM	1804800
1492	11KV	28207	11KV TRALSA	ADOM	780630
1493	11KV	28202	11KV SARING	ADOM	751980
1494	11KV	28205	11KV VALAN	ADOM	2279400
1495	11KV	28204	11KV KRISHNAD	ADOM	1439520
1496	11KV	28508	11KV KARENA	ADOM	1448000
1497	11KV	28210	11KV KURCHAN FDR	ADOM	2189680
1498	11KV	28509	11KV DORA JGY	JGY	3421480
1499	11KV	28215	11KV VANTARSA	JGY	12792480
1500	11KV	28217	11KV SANSAROD	JGY	6567800
1501	11KV	28218	11KV KARELA	JGY	2477550
1502	11KV	170103	11KV SITPON JGY	JGY	15033600
1503	11KV	171101	11KV PADARIYA AG	ADOM	820920
1504	11KV	28219	11KV SANTO (GIDC-II)	GIDC	8756870
1505	11KV	171102	11KV KOTHI JGY	JGY	3519100
1506	11KV	171301	11KV BHUKHI AG	ADOM	2661800
1507	11KV	171103	11KV SIMARTHA AG	ADOM	1458520
1508	11KV	171302	11KV MATROJ JGY	JGY	777300
1509	11KV	310701	11KV SHAURYA AG	ADOM	1819880
1510	11KV	310702	11KV TELOD	JGY	4580550

1511	11KV	310703	11KV IKHER AG	ADOM	895910
1512	11KV	28220	11KV AMCOR EXP	HTEX	48400
1513	11KV	28503	11KV MANJOLA	ADOM	2656920
1514	11KV	28501	11KV DANDA	ADOM	2206642
1515	11KV	28502	11KV GHAMNAD	ADOM	1728660
1516	11KV	28505	11KV IPCL-GW&SSB	JGY	3001260
1517	11KV	28907	11KV GAIL FEEDER	HTEX	2588694
1518	11KV	124601	11KV AMOD TOWN	URBN	8000760
1519	11KV	124604	11KV NINAM	ADOM	1246620
1520	11KV	124603	11KV GARISSION IND	INDU	2098170
1521	11KV	124602	11KV DENVA	JGY	8467140
1522	11KV	124605	11KV RODH	JGY	2011080
1523	11KV	28510	11KV MATAR	JGY	2856420
1524	11KV	28511	11KV AJAMNAGAR AG	ADOM	2512160
1525	11KV	171104	11KV SAMNI AG	ADOM	1228380
1526	11KV	124606	11KV VADIYA AG	ADOM	1245400
1527	11KV	171105	11KV BUVA JGY	JGY	5559210
1528	11KV	28512	11KV MALKINPURA AG	ADOM	620198
1529	11	124699	STN.TRANSFORMER 66KV AMOD SS	SST	211680
1530	11KV	28902	11KV VAGRA TOWN	URBN	5334480
1531	11KV	28903	11KV KELOD	JGY	3194522
1532	11KV	28901	11KV MOSAM	JGY	4129476
1533	11KV	28910	11KV SARAN	ADOM	342306
1534	11KV	28911	11KV BHERSAM WW(VILAYAT GIDC)	INDU	4667554
1535	11KV	28912	11KV LIMDI JGY	JGY	4444530
1536	11KV	129501	11KV ONGC	INDU	10632840
1537	11KV	129502	11KV GANDHAR SALT	INDU	5934660
1538	11KV	129503	11KV OCHHAN	JGY	6240540
1539	11KV	129504	11KV ALADAR SALT	INDU	7340130
1540	11KV	141303	11KV PIRAMID (GIDC WW)	INDU	12262343
1541	11KV	141304	11KV VILAYAT JGY	JGY	2130600
1542	11KV	141308	11KV COLOURTEX	HTEX	3326957
1543	11	141309	11 KV NEROLAC FEEDER	HTEX	4329900
1544	11KV	173001	11KV TEE VENTURE	INDU	4226244
1545	11	28999	STATION TRANSFORMER VAGRA 66KV	SST	47370
1546	11KV	173002	11KV HIMANI CROP	INDU	3308016
1547	11KV	129505	11KV MULER AG	ADOM	4050
1548	11KV	28301	11KV ANKHI IND	INDU	25918080
1549	11KV	28305	11KV JAMBUSAR TOWN	URBN	14617740
1550	11KV	84908	11KV SCOTT GLASS	HTEX	18985009
1551	11KV	28312	11KV NARMADA TOWN	URBN	9554500
1552	11KV	84916	11KV CRESENT FOUNDARY	INDU	11160840

1553	11	28399	STATION TRANSFORMER JAMBUSAR	SST	62460
1554	11KV	28602	11KV KOLIYAD	INDU	6719497
1555	11KV	28603	11KV DAHEJ PORT	INDU	4726002
1556	11KV	28604	11KV BHARAT SALT	INDU	5299044
1557	11KV	28601	11KV CHEMICAL ZONE (JOLVA OLD)	INDU	4004807
1558	11KV	28605	11KV KADODARA	JGY	3823697
1559	11KV	28609	11KV ONGC PAKHAJAN	HTEX	24948558
1560	11KV	28610	11KV VADIA	JGY	6758954
1561	11KV	28611	11KV LUVARA JGY (GIDC DAHEJ)	JGY	4764337
1562	11KV	140701	11KV SAMBHETI	JGY	2932500
1563	11KV	140702	11KV MODEST FDR	INDU	2178700
1564	11KV	28616	11KV SARASWATI FDR	INDU	270047
1565	11KV	140704	11KV SUVA	JGY	3580700
1566	11KV	28617	11KV SIRISH CROP EXP	HTEX	25912936
1567	11KV	170604	11KV NOCIL EXP	HTEX	14481400
1568	11KV	170603	11KV DIPAK NITRITE	HTEX	14224200
1569	11KV	170601	11KV WELSPUN (220KV DAHEJ)	INDU	2428200
1570	11KV	170602	11KV LUNA (220KV DAHEJ)	INDU	12196429
1571	11KV	170302	11KV UNIVERSAL	HTEX	20542800
1572	11KV	170304	11KV MEGHMANI	HTEX	4289972
1573	11KV	170305	11KV NIKHIL	INDU	10189287
1574	11KV	170307	11KV JOLVA	JGY	9916760
1575	11KV	170606	11KV STERLING	HTEX	11995200
1576	11KV	28618	11KV KHAITAN	HTEX	8167140
1577	11KV	170607	11KV AMBHETA JGY	JGY	2779400
1578	11KV	140707	11KV VEGNI JGY	JGY	2214200
1579	11KV	170311	11KV PHASE-II	INDU	11649538
1580	11KV	170312	11KV NAVIN FLOURINE	HTEX	6341700
1581	11KV	171502	11KV SUMEET	INDU	22588400
1582	11KV	171503	11KV SHIV (EVEREST OLD)	INDU	20623400
1583	11KV	171601	11KV SIGNODE	INDU	8175000
1584	11KV	171602	11KV GIDC W/W	INDU	11658300
1585	11KV	172201	11KV SAMANTPUR JGY	JGY	2822600
1586	11KV	172202	11KV DARAMIC	HTEX	9611300
1587	11KV	172401	11KV TECHNIP	HTEX	1107840
1588	11KV	170608	11KV PIONEER	HTEX	4550700
1589	11KV	172203	11KV EVEREST (SAMBHETI S/S)	INDU	9876700
1590	11KV	172402	11KV KILBURN	HTEX	290
1591	11KV	172701	11KV AGRICO	INDU	14984580
1592	11KV	171504	11KV MOL	HTEX	14283271
1593	11KV	28619	11KV IPL	HTEX	16384167
1594	11KV	171506	11KV AKLYL	HTEX	9823200

1595	11KV	171603	11KV WELPACK	HTEX	13191200
1596	11KV	170314	11KV HIMANI	HTEX	12859009
1597	11KV	170609	11KV ORGANIC	HTEX	15110000
1598	11KV	171507	11KV MEHALI	HTEX	13529000
1599	11KV	172403	11KV DFL	HTEX	3522400
1600	11KV	172204	11KV MARUTI	INDU	94870
1601	11KV	171508	11KV MERINO EXP.	HTEX	4821700
1602	11KV	172404	11KV TOYO INK	HTEX	3498260
1603	11	28699	STATION TRANSFORMER DAHEJ 66KV	SST	49874
1604	11KV	172702	11KV GUJRAT FLUROCHEMICALS	HTEX	4416700
1605	11KV	171509	11KV NEW INDIA	INDU	1883632
1606	11KV	171510	11KV KUKDO CHEMICALS	HTEX	373200
1607	11KV	172206	11KV MECLEODS EXP	HTEX	56460
1608	11KV	171511	11KV DYNAMIC EXP	HTEX	0
1609	11KV	29002	11KV ONGC IND	HTEX	7744882
1610	11KV	29003	11KV BAMBUSAR	ADOM	2736060
1611	11KV	29004	11KV UPRALI	ADOM	2369280
1612	11KV	29005	11KV GNFC AN'AR	HTEX	371528
1613	11KV	29006	11KV PARIAGE	ADOM	80820
1614	11KV	29007	11KV IPCL W/W	HTEX	9639835
1615	11KV	29008	11KV GTEC	HTEX	65075
1616	11KV	29009	11KV ZANOR	JGY	7294860
1617	11KV	28216	11KV HINGALLA	JGY	8833260
1618	11KV	170101	11KV BORI JGY	JGY	8395400
1619	11KV	170102	11KV KUVADAR AG	ADOM	1263600
1620	11KV	170104	11KV PARKHET AG	ADOM	1276200
1621	11KV	170105	11KV NABIPUR AG	ADOM	1109100
1622	11	172099	STN X'MER HALDARWA	SST	19180
1623	11KV	172001	11KV OSARA JGY	JGY	3922400
1624	11KV	172002	11KV ASURIA AG	ADOM	1839200
1625	11KV	172003	11KV VADADALA URBAN	URBN	9018600
1626	11KV	172004	11KV VAGUSANA JGY	JGY	3966900
1627	11KV	103109	11KV CHAVAJ JGY (B S/S)	JGY	8475990
1628	11	29099	STATION TRANSFORMER ZANOR	SST	39720
1629	11	170199	STATION TRANSFORMAR BORI	SST	27600
1630	11KV	170106	11KV ASHMITA JGY	JGY	8607520
1631	11KV	171706	11KV SANJALI JGY	JGY	14573700
1632	11KV	171708	11KV ONGC IND.	INDU	19157000
1633	11KV	26604	11KV KONDH	JGY	4392400
1634	11KV	26607	11KV VALIA (T) FEEDER	URBN	12622230
1635	11KV	26601	11KV AMBOS FEEDER	ADOM	1762800
1636	11KV	26602	11KV SODGAM FEEDER	ADOM	3768420

1637	11KV	26609	11KV VALIA(R) FEEDER	ADOM	4045197
1638	11KV	26608	11KV GUJ APAR FEEDER	HTEX	1107160
1639	11KV	26610	11KV JOLLY	HTEX	451649
1640	11KV	26605	11KV GNAL	JGY	6281039
1641	11KV	26611	11KV KARA	ADOM	4642080
1642	11KV	26614	11KV KADIA DUNGAR	ADOM	1772280
1643	11	26699	STATION TRANSFORMER 132KV VALI	SST	86989
1644	11KV	26617	11KV KANERAV	JGY	4395450
1645	11KV	26618	11KV BHAMADIA	JGY	6401790
1646	11KV	26619	11KV GANESH SUGAR	INDU	4319790
1647	11KV	140801	11KV GUNDIA(DAHELI SS)	JGY	7237170
1648	11KV	140802	11KV MOKHADI	ADOM	2005300
1649	11KV	140803	11KV UMARGAM	ADOM	899580
1650	11KV	140804	11KV DELHI(DELHI SS)	ADOM	1473780
1651	11KV	140805	11KV SEVAD	ADOM	4504080
1652	11KV	170701	11KV MERA AG	ADOM	3906100
1653	11KV	141905	11KV PATHAR JGY	JGY	1811279
1654	11KV	170702	11KV SILUDI	JGY	3367441
1655	11KV	141906	11KV DOLATPUR AG	ADOM	4851240
1656	11KV	172901	11KV MIRAPOR JGY	JGY	5065630
1657	11KV	172902	11KV JAMANIA AG	ADOM	853460
1658	11KV	172903	11KV MOTIPARA AG	ADOM	3541590
1659	11KV	172905	11KV SABARIYA AG	ADOM	464040
1660	11KV	26801	11KV ZAGADIA TOWN	URBN	6509528
1661	11KV	26804	11KV KHADOLI(AVIDHA)	ADOM	2375820
1662	11KV	26802	11KV SELOD AG	ADOM	2218110
1663	11KV	26803	11KV GUMANDEV FEEDER	ADOM	3522660
1664	11KV	26808	11KV SITARAM PAPER MILL	HTEX	5917882
1665	11	26899	ZAGADIA COLONY LIGHTING	SST	44700
1666	11KV	26810	11KV DHOLAKUVA(SELOD)JGY	JGY	1157880
1667	11KV	103502	11KV HIRAPORE	JGY	4434702
1668	11KV	26811	11KV GOVALI JGY	JGY	8365860
1669	11KV	26616	11KV SIYALI	JGY	6978780
1670	11KV	26812	11KV AVIDHA JGY	JGY	5214390
1671	11KV	26813	11KV RANIPURA	ADOM	2991660
1672	11KV	103505	11KV MORAN	ADOM	2207040
1673	11KV	26814	11KV LIMODHRA	ADOM	3775980
1674	11KV	26317	11KV TARSALI (AVIDHA)	ADOM	2256780
1675	11KV	28801	11KV HANSOT (TOWN)	URBN	5204970
1676	11KV	28802	11KV ILAV FEEDER	ADOM	1563060
1677	11KV	28804	11KV SAJOD FEEDER	ADOM	1151580
1678	11KV	28805	11KV KANTIYAJAL FEEDER	JGY	6359220

1679	11KV	28807	11KV KALAM FEEDER	JGY	2352090
1680	11KV	28808	11KV SISODARA	JGY	6651780
1681	11KV	28809	11KV KRIFOR EXP	HTEX	9090150
1682	11KV	28810	11KV NARMADA CLEAN TECH	HTEX	1554540
1683	11KV	28811	11KV ZINGA FARM IND	INDU	6243600
1684	11KV	170408	11KV SAHOL JGY	JGY	4612800
1685	11	28899	STN.TRANSFORMER HANSOT SS	SST	14801
1686	11KV	103511	11KV JITALI AG	ADOM	3212300
1687	11KV	172101	11KV SAMOR JGY	JGY	6577100
1688	11KV	172102	11KV CHHAPRA JGY	JGY	10123600
1689	11KV	172103	11KV MANDVA AG	ADOM	2579900
1690	11KV	172104	11KV ANDADA AG	ADOM	1564800
1691	11KV	172105	11KV ALKEM HTEXP	HTEX	11989900
1692	11	172199	STATION TRANFOPRMER SAMOR SS	SST	46343
1693	11KV	26906	11KV THAVA FEEDER	ADOM	2402490
1694	11KV	26901	11KV NET (T)	URBN	8955300
1695	11KV	26908	11KV ATKOL FEEDER	ADOM	4369680
1696	11KV	26909	11KV CHASWAD FEEDER	ADOM	4375860
1697	11KV	26910	11KV MAUZA	ADOM	1351140
1698	11KV	26912	11KV MOVI	JGY	2083530
1699	11	26999	STATION TRANSFORMER NETRANG	SST	29890
1700	11KV	26911	11KV DHANIKUT	JGY	8872230
1701	11KV	26914	11KV KAVACHIYA	JGY	8016540
1702	11KV	26915	11KV CHANDRAVAN	ADOM	3083250
1703	11KV	26916	11KV BHULESHWAR	ADOM	2118690
1704	11KV	141901	11KV BHENSKHETAR	ADOM	2620200
1705	11KV	141902	11KV BEDOLI	JGY	2959320
1706	11KV	141903	11KV GAMBHIRPARA AG	ADOM	4070878
1707	11KV	171201	11KV ZARNAWADI JGY	JGY	4692040
1708	11KV	171202	11KV JAMUNI AG	ADOM	1348900
1709	11KV	171203	11KV KAMALIYA AG	ADOM	2074100
1710	11KV	172904	11KV KABIRGAM AG	ADOM	2172090
1711	11KV	171204	11KV BALADVA AG	ADOM	2103800
1712	11KV	310201	11KV VANDERVALI JGY	JGY	3734600
1713	11KV	310202	11KV KANTIPADA AG	ADOM	429560
1714	11KV	310203	11KV GADIT AG	ADOM	20520
1715	11 KV	26805	11KVHUBER CHEMICAL(FD 02(NEW)	GIDC	16503291
1716	11 KV	103501	11KV PEPSI FEEDER	INDU	8542926
1717	11	28799	STATION TRANSFORMER PANOLI	SST	25815
1718	11KV	103504	11KV AARTI	INDU	15617502
1719	11	103599	STATION TRANSFORMER RANDERI	SST	23040
1720	11KV	103506	11KV SEJAL(JOHNSON)	INDU	25854432

1721	11KV	103507	11KV JAY TILES	INDU	7680880
1722	11KV	103510	11KV GALAXY	HTEX	10730880
1723	11KV	142101	11KV GUJARAT GAS	INDU	19581870
1724	11KV	142102	11KV GULSHAN	INDU	7308180
1725	11KV	142103	11KV CHEMIE ORGANIC	INDU	35764964
1726	11KV	142106	11KV PANOLI INTERMEDIATE	HTEX	12160830
1727	11KV	171701	11KV GUJARAT AGRO	GIDC	35784870
1728	11KV	171702	11KV SANGHVI	GIDC	17807850
1729	11KV	171704	11KV ANGEL	GIDC	20574800
1730	11KV	142108	11KV BOSTIK	HTEX	2512650
1731	11KV	142109	11KV SAINT GOBIAN	HTEX	710800
1732	11KV	103512	11KV AAKASH POLYFILMS	HTEX	8025080
1733	11KV	171705	11KV JRD DENIMS	HTEX	10864700
1734	11KV	103513	11KV GUJARAT ORGANICS	HTEX	3769500
1735	11KV	103514	11KV HINDUSTAN SPECIALITY	HTEX	4125480
1736	11KV	142110	11KV ANUPAM RASAYAN	HTEX	15211680
1737	11	171799	STN X'MER PANOLI-II	SST	6030
1738	11KV	171707	11KV GHARDA EXP	HTEX	12516620
1739	11KV	171709	11KV SONGWON SPECIALITY EXP	HTEX	15726560
1740	11KV	142112	11KV AMARJYOT CHEMICAL	HTEX	8442300
1741	11KV	142113	11KV JNP PRODUCT	INDU	-52
1742	11KV	26405	11KV KARJAN DAM	URBN	3361080
1743	11KV	26401	11KV RAJPIPLA TOWN	URBN	15037430
1744	11KV	26404	11KV VAVDI	ADOM	4801440
1745	11KV	26406	11KV GORA JGY	JGY	8409360
1746	11KV	26410	11KV THARI AG	ADOM	3165580
1747	11KV	26411	11KV ZUNDA	ADOM	4648920
1748	11KV	26412	11KV NARMADA TOWN	URBN	2585350
1749	11KV	26413	11KV PANCHWATI TOWN	URBN	9318870
1750	11	26499	STN.TRANSFORMER RAJPIPLA SS	SST	41137
1751	11KV	311001	11KV FULWADI JGY	JGY	2706266
1752	11KV	311002	11KV VELCHANDI AG	ADOM	1138740
1753	11KV	311003	11KV SENGPURA AG	ADOM	764710
1754	11KV	311004	11KV VANSLA AG	ADOM	398970
1755	11KV	26403	11KV KOTHARA AG	ADOM	4405520
1756	11KV	103401	11KV NIKOLI	ADOM	2237640
1757	11KV	103402	11KV RAJUVADIA AG	ADOM	2650680
1758	11KV	103404	11KV NARMADA SUGAR	HTEX	1387320
1759	11KV	26407	11KV RASELA	ADOM	3488940
1760	11KV	26408	11KV POICHA JGY	JGY	6425340
1761	11KV	103406	11KV TIMBI JGY	JGY	4094318
1762	11KV	103408	11KV AMRAPARA	ADOM	4015320

1763	11	103499	STATION TRANSFORMER P'NAGAR	SST	38427
1764	11KV	26409	11KV LACHHARAS AG	ADOM	5382240
1765	11KV	140901	11KV BHACHHARWADA JGY	JGY	2437549
1766	11KV	140902	11KV BHUCHAD AG	ADOM	3570800
1767	11KV	140903	11KV VIRSINGPURA AG	ADOM	3015400
1768	11KV	140904	11KV VARKHAD AG	ADOM	278800
1769	11KV	140905	11KV TAROPA AG	ADOM	2156260
1770	11KV	140906	11KV GHATA JGY	JGY	2568700
1771	11	140999	STATION TRANS 66KV BHACHARWADA	SST	18547
1772	11KV	171001	11KV MANGROL AG	ADOM	5222000
1773	11KV	171002	11KV SHEHRAV AG	ADOM	4417000
1774	11KV	171004	11KV JIORPATI AG	ADOM	3973600
1775	11KV	171005	11KV BHADAM AG	ADOM	4191000
1776	11KV	171003	11KV RAMPARA JGY	JGY	2415900
1777	11KV	170801	11KV RAJPARA AG	ADOM	3745280
1778	11KV	170802	11KV UMARVA AG	ADOM	3616220
1779	11KV	170803	11KV VARACHHA JGY	JGY	3049860
1780	11KV	170804	11KV KANDROJ AG	ADOM	1144500
1781	11KV	170805	11KV WAGHODIYA AG	ADOM	3117400
1782	11KV	103409	11KV AMLETHA MILL	HTEX	4417080
1783	11KV	172301	11KV SISODARA AG	ADOM	2664000
1784	11KV	172302	11KV ORI AG	ADOM	1522500
1785	11KV	172303	11KV NAVAPARA AG	ADOM	219500
1786	11KV	172304	11KV PATANA JGY	JGY	2192100
1787	11KV	310101	11KV KHOJALVASA JGY	JGY	575800
1788	11KV	310103	11KV AMLETHA JGY	JGY	2797540
1789	11KV	310102	11KV HANDI AG	ADOM	926050
1790	11KV	310104	11KV PRATAPPARA AG	ADOM	2381900
1791	11KV	26302	11KV UMALLA AG	ADOM	3909960
1792	11KV	26307	11KV DHUNDHA AG	ADOM	3880440
1793	11KV	26306	11KV JAMBOI AG	ADOM	4674120
1794	11KV	26309	11KV DHOLI	INDU	5032140
1795	11KV	26304	11KV GMDC FEEDER	HTEX	15147720
1796	11KV	103403	11KV KOLIAPADA	ADOM	4906920
1797	11KV	26305	11KV RAZALWADA JGY	JGY	7267110
1798	11KV	26310	11KV BHIMPOR MINES	INDU	2274780
1799	11KV	103405	11KV ASHA FDR	ADOM	2965440
1800	11KV	26301	11KV BHALOD	ADOM	1714140
1801	11KV	26311	11KV VANAKPORE	ADOM	4210920
1802	11KV	26312	11KV ACHHALIA JGY	JGY	3933360
1803	11KV	26313	11KV RAJPARDI JGY	JGY	8809890
1804	11KV	103407	11KV MANDVI JGY	JGY	5563380

1805	11KV	26314	11KV SANJALI JGY	JGY	2824860
1806	11KV	129601	11KV FICHWADA	ADOM	3028080
1807	11KV	129602	11KV INDORE AG	ADOM	4070880
1808	11KV	129603	11KV PANETHA AG	ADOM	2560800
1809	11KV	129604	11KV NAVRA AG	ADOM	1871640
1810	11KV	26315	11KV CHOKI AG	ADOM	1111080
1811	11KV	129605	11KV VADIA TALAV AG	ADOM	3504720
1812	11KV	129606	11KV MOTA VASNA	JGY	4638833
1813	11KV	26316	11KV VADHVANA AG	ADOM	1499490
1814	11KV	141801	11KV OREPATAR	JGY	5622800
1815	11KV	141802	11KV RUNDH W/W	HTEX	5981600
1816	11KV	141803	11KV PIPODARA AG	ADOM	2475800
1817	11KV	141804	11KV TOTHIDRA AG	ADOM	1794600
1818	11KV	26917	11KV ASHANAVI JGY	JGY	4765520
1819	11KV	26918	11KV JESPORE AG	ADOM	594480
1820	11	129607	11 KV JITPURA FEEDER	JGY	1141020
1821	11KV	26919	11KV ZARIYA IND.	INDU	3925880
1822	11	26399	STN.TRANSFORMER RAJPARDI SS	SST	49395
1823	11KV	26501	11KV SAGBARA (TOWN)	URBN	2019330
1824	N1KV	26504	N1KV KHOPIJGY	JGY	2913540
1825	11KV	26502	11KV ROZDEV JGY	JGY	2374770
1826	11KV	26505	11KV DEVMOGRA	JGY	3294450
1827	11KV	26506	11KV PATLAMAU JGY	JGY	2386860
1828	11KV	26507	11KV DABKA AG	ADOM	1621560
1829	11KV	26508	11KV TELIAMBA AG	ADOM	1567800
1830	11KV	26509	11KV KAKDI AMBA AG	ADOM	2072460
1831	11KV	141603	11KV NAL JGY	JGY	3320300
1832	11KV	141604	11KV GAYSAVAR AG	ADOM	800800
1833	11KV	26510	11KV NARVADI AG	ADOM	773520
1834	11KV	26511	11KV SELAMBA JGY	JGY	6152070
1835	11KV	172501	11KV KOLVAN JGY	JGY	5797570
1836	11KV	172502	11KV JAVLI AG	ADOM	2309950
1837	11KV	172504	11KV PANCHPIPRI JGY	JGY	3051950
1838	11KV	172503	11KV KHOCHARPADA AG	ADOM	1003240
1839	11	26599	STN.TRANSFORMER SAGBARA SS	SST	11984
1840	11KV	27204	11KV DEDIAPADA (TOWN)	URBN	7061560
1841	11KV	27201	11KV BHATPUR	ADOM	3701260
1842	11KV	27203	11KV GANGAPUR JGY	JGY	1541760
1843	11KV	27202	11KV MOSIT JGY	JGY	2112570
1844	11KV	27205	11KV MANDALA JGY	JGY	4553690
1845	11KV	27206	11KV JORGAM AG	ADOM	1668580
1846	11KV	141101	11KV CHIKDA JGY	JGY	4604918

1847	11KV	141102	11KV AMBAWADI JGY	JGY	2940300
1848	11KV	141103	11KV GOPALIYA AG	ADOM	2126010
1849	11KV	27207	11KV GHATOLI JGY	JGY	4303650
1850	11KV	141104	11KV BEDVAN AG	ADOM	1569500
1851	11KV	27208	11KV SOLIA AG	ADOM	2053770
1852	11KV	141105	11KV DABHAVAN JGY	JGY	2081970
1853	11KV	27209	11KV PANUDA JGY	JGY	3127740
1854	11KV	172601	11KV SAMOT JGY	JGY	3769200
1855	11KV	172602	11KV KHATAM JGY	JGY	1757800
1856	11KV	141106	11KV GWSSB	HTEX	685600
1857	11	27299	STN.TRANSFORMER DEDIAPADA SS	SST	52195
1858	11KV	311101	11KV BORIPITHA JGY	JGY	1389470
1859	11KV	311102	11KV RUKHAL AG	ADOM	226980
1860	11KV	311103	11KV ZANK AG	ADOM	415190
1861	11KV	311104	11KV ROJGHAT JGY	JGY	92780
1862	11 KV	36101	11KVTILAKWADA(T)	URBN	1890730
1863	11KV	36102	11KV ALWA JGY	JGY	2017010
1864	11KV	36105	11KV KESARPURA JGY	JGY	1535230
1865	11KV	36806	11KV KATHOLI (DGVCL)	JGY	59316
1866	11KV	131102	11KV VASAN	JGY	1707710
1867	11KV	131103	11KV KANTHARPURA	JGY	2743210
1868	11KV	131104	11KV SURVA AG	ADOM	748830
1869	11KV	131105	11KV RENGAN AG	ADOM	1806400
1870	11KV	36812	11KV NANDPUR AG (DGVCL)	ADOM	64952
1871	11KV	303701	11KV BUNJETHA JGY	JGY	878390
1872	11KV	303702	11KV VAJERIYA JGY	JGY	1767670
1873	11KV	303703	11KV TANKA AG	ADOM	991660
1874	11KV	303704	11KV SAHEBPURA AG	ADOM	1267860
1875	11KV	303705	11KV VARVADA AG	ADOM	989100
1876	11KV	304601	11KV AGAR JGY	JGY	2004600
1877	11KV	304602	11KV PINDOLI JGY	JGY	782840
1878	11KV	304603	11KV VHORA AG	ADOM	580480
1879	11KV	304604	11KV RATUDIYA AG	ADOM	783960
1880	11KV	304605	11KV KHATA ASHITRA AG	ADOM	551450
1881	11KV	36106	11KV ODMBIYA AG	ADOM	841510
1882	11KV	36107	11KV GAMBHIRPURA AG	ADOM	884220
1883	11	36199	STN.TRANSFORMER TILAKWADA SS	SST	83940
1884	11KV	303706	11KV MORIYA JGY	JGY	856010
1885	11KV	305801	11KV KANDLEJ AG	ADOM	182170
1886	11KV	305802	11KV MAHJIPURA JGY	JGY	150270
1887	11KV	305803	11KV LIMADIYA JGY	JGY	172140
1888	11KV	305804	11KV KASOTIYA AG	ADOM	52980
1889	11KV	305805	11KV ZAZPURA AG	ADOM	7150

1890	11KV	305902	11KV FERKUVA JGY	JGY	60330
1891	11KV	305901	11KV VAVIYALA JGY	JGY	152620
1892	11KV	305903	11KV VYADHAR AG	ADOM	21070
1893	11KV	305904	11KV SONARIYA AG	ADOM	39610
1894	11KV	305905	11KV SULTANPURA AG	ADOM	59110
1895	11KV	131101	11KV VAGADIA	JGY	3425700
1896	11KV	131201	11KV AMADALA JGY	JGY	4641700
1897	11KV	131202	11KV SANDHIYA JGY	JGY	4179100
1898	11KV	131203	11KV SUKA AG	ADOM	762830
1899	11KV	131204	11KV VADI AG	ADOM	2388300
1900	11KV	131106	11KV KEVADIA TOWN	URBN	5696759
1901	11KV	131205	11KV SBB EXP	HTEX	2110341
1902	11KV	141701	11KV TOWER	URBN	12728612
1903	11KV	141702	11KV HOSTEL GROUND	URBN	4547365
1904	11KV	141703	11KV NAVCHOKI	URBN	10167600
1905	11KV	141704	11KV FALSHRUTI NAGAR	URBN	8699200
1906	11KV	141708	11KV SONERI MAHEL	URBN	3870488
1907	11KV	103111	11KV SARYU URBAN	URBN	5654660
1908	11	141799	STN.TRANSFORMER PANCHBATTI SS	SST	61699
1909	11KV	141705	11KV SEVASHRAM FDR	URBN	4637800
1910	11KV	141706	11KV MOHMMADPURA	URBN	8836125
1911	11KV	141707	11KV DUNGARI	URBN	10330511
1912	11KV	103107	11KV APMC	URBN	8546678
1913	11KV	172801	11KV DSPO FDR	URBN	5626875
1914	11KV	172802	11KV VASILA	URBN	8500403
1915	11KV	172803	11KV REVA FDR	URBN	3548810
1916	11KV	103108	11KV SHAKTINATH	URBN	9395504
1917	11	172804	11 KV AMAN URBAN FEEDER	URBN	4098798
1918	11KV	103110	11KV NANDINI	URBN	4485623
1919	11	161101	11 KV KRISHNA	INDU	11335400
1920	11	162001	11 KV SHANTIVAN	URBN	11504400
1921	11	161102	11 KV BHAGVATI	INDU	9177600
1922	11	139202	11 KV SMC W/W JIAV	HTEX	1450000
1923	11	161103	11 KV EWS AVAS	URBN	5774800
1924	11	161104	11 KV SHREE GANESH	INDU	7107000
1925	11	161107	11 KV BHAVANI	INDU	10957600
1926	11	161108	11 KV SHIVAM	INDU	8441400
1927	11	162002	11 KV OM NAGAR	URBN	9972800
1928	11	162003	11 KV SMC W/W DINDOLI	HTEX	8920900
1929	11	162004	11 KV PRIYANKA	URBN	19661020
1930	11	102012	11 KV KANSAD	ADOM	30936
1931	11	102011	11 KV PALI	JGY	11363800

1932	11	124501	11 KV GHB	URBN	16239820
1933	11	124503	11 KV BHATIA	JGY	10055001
1934	11	124505	11 KV PARDIKANDE	URBN	15954760
1935	11	124533	11 KV SACHIN BAZAR	URBN	800900
1936	11	139201	11 KV SONARI	JGY	6515580
1937	11	139203	11 KV UNN	URBN	17555400
1938	11	139411	11 KV GABHENI	JGY	8573200
1939	11	102030	11 KV TALANGPUR	JGY	10316323
1940	11	139232	11 KV SAI NAGAR URBAN	URBN	8299000
1941	11	124502	11 KV VAKTANA	ADOM	1028481
1942	11	124504	11 KV LAJPORE	JGY	9212240
1943	11	118904	11 KV KHARVASA	ADOM	269428
1944	11	162005	11 KV BHANODRA	ADOM	736721
1945	11	320401	11 KV SOMA ISOLAX	INDU	382880
1946	11	320402	11 KV VANZ	JGY	2769060
1947	11	320403	11 KV POPADA AG	ADOM	1700339
1948	11	324903	11 KV KHODIYAR	URBN	4281893
1949	11	324904	11 KV GOJA	ADOM	773610
1950	11	324905	11 KV DELADVA	ADOM	119562
1951	11	320404	11 KV DAJI NI VADI	ADOM	316290
1952	11	325501	11 KV SANIYA KANDE JGY	JGY	5879000
1953	11	325502	11 KV BONAND AG	ADOM	729600
1954	11	325503	11 KV JAY RADHE JGY	JGY	6219900
1955	11	161201	11 KV ERTHAN	JGY	5011000
1956	11	161202	11 KV TARAJ	ADOM	1798077
1957	11	161204	11 KV TATIZAGDA	ADOM	962000
1958	11	118902	11 KV KARAN	JGY	14270180
1959	11	118903	11 KV MOHINI	ADOM	1234280
1960	11	324901	11 KV MADHURAM	URBN	12267700
1961	11	324902	11 KV VINAYAK	URBN	9662097
1962	11	102101	11 KV ADAJAN TOWN	URBN	11995520
1963	11	139107	11 KV SARGAM	URBN	6801900
1964	11	139109	11 KV DEEPA	URBN	9944100
1965	11	139108	11 KV MARUTI	URBN	7347800
1966	11	324101	11 KV MADHAV	URBN	3337880
1967	11	324102	11 KV VELENTINA	URBN	7941080
1968	11	324104	11 KV BAPS	URBN	10071100
1969	11	324105	11 KV CENTER POINT	URBN	7309220
1970	11	324106	11 KV YOGI URBAN	URBN	8569700
1971	11	324107	11 KV UMA URBAN	URBN	7588640
1972	11	102121	11 KV SHUBHAM	URBN	2706960
1973	11	139101	11 KV NEMNATH	URBN	7054600

1974	11	139102	11 KV SHEETAL	URBN	9974200
1975	11	139104	11 KV JAY AMBE	URBN	11580200
1976	11	139105	11 KV SAHAJ	URBN	6148800
1977	11	139106	11 KV SHIVAM	URBN	7664300
1978	11	139110	11 KV LILAVIHAR	URBN	6811080
1979	11	139111	11 KV HETALNAGAR	URBN	6990200
1980	11	324103	11 KV PAVITRA	URBN	3471210
1981	11	101617	11 KV JAGINARPURA	URBN	12203775
1982	11	101618	11 KV S.M.C.W/W	HTEX	6205580
1983	11	101622	11 KV RANG AVDHUT	URBN	13214236
1984	11	139103	11 KV RANDER TOWN	URBN	14611800
1985	11	101625	11 KV VAISHNODEVI	URBN	9287345
1986	11	162807	11 KV STERLING	URBN	9178304
1987	11	139112	11 KV ZANDA CHOWK	URBN	9071600
1988	11	162810	11 KV GHB:1	URBN	2237760
1989	11	24816	11 KV DANDI	JGY	10100620
1990	11	24802	11 KV SAROLI	ADOM	526772
1991	11	24804	11 KV ONGC	INDU	13904085
1992	11	24806	11 KV MASMA	JGY	8218011
1993	11	24818	11 KV TENA JGY	JGY	7031610
1994	11	24821	11 KV HONEY	INDU	12025240
1995	11	24822	11 KV KAVIS	JGY	6132700
1996	11	325901	11 KV VALKAL	INDU	8332430
1997	11	325902	11 KV JOTHAN	JGY	916075
1998	11	325903	11 KV NARTHAN	JGY	2460044
1999	11	325904	11 KV OKHA	ADOM	185600
2000	11	101602	11 KV KOSAM JGY	JGY	1688840
2001	11	101611	11 KV RELIANCE WATER WORKS	HTEX	9647760
2002	11	101612	11 KV NTPC	HTEX	649120
2003	11	101613	11 KV RAMA	HTEX	474820
2004	11	101601	11 KV AMROLI TOWN	URBN	17509020
2005	11	101619	11 KV ESSAR	HTEX	11995640
2006	11	101620	11 KV ONGC	HTEX	505040
2007	11	139305	11 KV ASTHA	INDU	24542600
2008	11	101623	11 KV SHREE RAM	URBN	15965304
2009	11	101624	11 KV TADWADI	URBN	946956
2010	11	139306	11 KV MALDHARI W/W	HTEX	12903800
2011	11	139307	11 KV BHAGUNAGAR	URBN	14923600
2012	11	139314	11 KV PRAMUKH	INDU	16238440
2013	11	139315	11 KV VRUNDAVAN	URBN	732880
2014	11	102110	11 KV PAL	URBN	3796000
2015	11	102102	11 KV RANDER CITY-2	URBN	8552020

2016	11	102109	11 KV SHIVDHARA	URBN	7988900
2017	11	102112	11 KV SARTHAK	URBN	9197597
2018	11	102116	11 KV RAJHANS	URBN	14762920
2019	11	102117	11 KV TGB	URBN	6783460
2020	11	162801	11 KV SUDA	URBN	9857010
2021	11	102118	11 KV SANSKRUTI	URBN	11093429
2022	11	900502	11 KV VARACHHA	URBN	23560920
2023	11	900504	11 KV HANS	URBN	25916981
2024	11	900506	11 KV SMC W/W MV	HTEX	7720500
2025	11	323201	11 KV VEDANT	URBN	5476320
2026	11	323202	11 KV NILKANTH	URBN	5551600
2027	11	323203	11 KV GOPINATH	URBN	5551020
2028	11	323204	11 KV MOTA VARACHHA AG	ADOM	978720
2029	11	102104	11 KV C.K.PARK	URBN	3450405
2030	11	102103	11 KV L.P.SAVANI	URBN	6062683
2031	11	101616	11 KV RAMNAGAR	URBN	16560749
2032	11	101621	11 KV MORABHAGAL	URBN	14262879
2033	11	102115	11 KV JOGANI NAGAR	URBN	6945740
2034	11	162805	11 KV SHRIDHAR	URBN	12108600
2035	11	102119	11 KV WATER WORKS EXPRESS	HTEX	5332500
2036	11	102120	11 KV RAMDEV	URBN	7917152
2037	11	24808	11 KV G.I.D.C	GIDC	5715312
2038	11	24807	11 KV MOR BHAGVA	JGY	658318
2039	11	24803	11 KV OLPAD	URBN	11900800
2040	11	24817	11 KV SITHAN	ADOM	348180
2041	11	24801	11 KV CYNIDE	HTEX	11353320
2042	11	24810	11 KV UMRACHHI	JGY	6401010
2043	11	24809	11 KV BHARUNDI	JGY	12548184
2044	11	24819	11 KV MANDROI	JGY	1107000
2045	11	24820	11 KV SABNAM	HTEX	3859880
2046	11	24823	11 KV KANTHA SUGAR	URBN	8550090
2047	11	310301	11 KV NAGHOI	JGY	5234888
2048	11	310302	11 KV DELASA	JGY	3681980
2049	11	310303	11 KV JINOD	JGY	4199440
2050	11	310304	11 KV KARANJ	JGY	3067680
2051	11	310305	11 KV ASNAD	ADOM	208380
2052	11	310306	11 KV LUNA CHEMICAL	HTEX	6205100
2053	11	310307	11 KV SONDALA KHARA	ADOM	35900
2054	11	325701	11 KV MORTHAN JGY	JGY	3342700
2055	11	325702	11 KV KARAMLA JGY	JGY	2923440
2056	11	325703	11 KV GALAXY HT EXP	HTEX	21069860
2057	11	325704	11 KV ACHHARAN AG	ADOM	587900

2058	11	325705	11 KV SANDHIYER AG	ADOM	540630
2059	11	311301	11 KV PARISHRAM	JGY	446172
2060	11	311302	11 KV SARSANA	ADOM	22490
2061	11	311303	11 KV THOTHAB	ADOM	200
2062	11	900501	11 KV UTRAN COLONY	SST	131625
2063	11	139302	11 KV SAI	URBN	15869459
2064	11	900503	11 KV ANMOL	URBN	17950009
2065	11	900507	11 KV GOKULDHAM	URBN	10874769
2066	11	900508	11 KV OMKAR	URBN	8300109
2067	11	162802	11 KV NAKSHATRA	URBN	12537857
2068	11	162803	11 KV PALANPORE JAKATNAKA	URBN	16232353
2069	11	162804	11 KV NUTAN	URBN	6840389
2070	11	162806	11 KV KASTURBA	URBN	16353408
2071	11	162809	11 KV STUTI	URBN	8170276
2072	11	22802	11 KV KAJIWALA (FDR NO:2A)	GIDC	18338795
2073	11	22801	11 KV PUSPANJALI (FDR NO: 1A)	GIDC	13021778
2074	11	22814	11 KV DEVREKHA (FDR NO: 13A)	GIDC	18832490
2075	11	22810	11 KV SUDHA (FDR NO:9A)	GIDC	22031997
2076	11	22804	11 KV HEATEX (FDR NO:4A)	GIDC	12016830
2077	11	22807	11 KV RADHIKA (FDR NO:7A)	GIDC	16465540
2078	11	22808	11 KV MULLAJI (FDR NO:8A)	INDU	15971615
2079	11	102002	11 KV GOLWALA (FDR NO:7B)	GIDC	9498000
2080	11	22805	11 KV ORADIYA (FDR NO:5A)	INDU	14718200
2081	11	102005	11 KV JIVRAJ (FDR NO:5B)	INDU	16192920
2082	11	22806	11 KV DHAMI (FDR NO:6A)	GIDC	16685130
2083	11	22811	11 KV SHRUTI (FDR NO:10A)	GIDC	16939825
2084	11	102007	11 KV TIRUPATI (FDR NO:2B)	GIDC	8494000
2085	11	22809	11 KV ASHOK JYOT (FDR NO:3A)	GIDC	15295810
2086	11	102024	11 KV BALAJI (FDR NO:6B)	GIDC	14236000
2087	11	102001	11 KV BORE WELL (FDR NO:4B)	GIDC	18313000
2088	11	22813	11 KV VARDHAMAN (FDR NO:12A)	GIDC	16714725
2089	11	102025	11 KV EXPORT ZONE	INDU	19826000
2090	11	102026	11 KV LAXMI VILLA (FDR NO:10B)	URBN	8409020
2091	11	22815	11 KV RIRA (FDR NO:14A)	INDU	15434140
2092	11	139401	11 KV COLOURTEX (FDR NO:1C)	HTEX	19707000
2093	11	139402	11 KV VIPUL (FDR NO:2C)	GIDC	14380100
2094	11	139403	11 KV NEMINATH (FDR NO:3C)	GIDC	19880900
2095	11	139405	11 KV VIVEKANAND (FDR NO:5C)	GIDC	19527500
2096	11	139407	11 KV GINZA (FDR NO:7C)	GIDC	17485300
2097	11	22816	11 KV SEZ (FDR NO:11A)	INDU	16258795
2098	11	139409	11 KV SMPL (FDR NO:8C)	HTEX	9451200
2099	11	139410	11 KV PRAFFUL (FDR NO:6C)	GIDC	12701400

2100	11	22817	11 KV MEGHARSH (FDR NO:15A)	INDU	14099250
2101	11	22818	11 KV DIAMOND NATION (16A)	HTEX	26064665
2102	11	139412	11 KV ANUPAM RASAYAN	HTEX	25198200
2103	11	102028	11 KV MADHAV IND(LAXMI TEX:1)	INDU	20176000
2104	11	102029	11 KV THAVKI IND (LAXMI TEX:2)	INDU	22193440
2105	11	139413	11 KV SANJOO DYEING (FDR NO:4C	GIDC	11746200
2106	11	322401	11 KV JMT (FDR NO:1D)	GIDC	13826384
2107	11	322402	11 KV KIRTIDA (FDR NO:7D)	GIDC	13511320
2108	11	322403	11 KV SACHINAM (FDR NO:9D)	GIDC	14335024
2109	11	322404	11 KV AASTHA (FDR NO:6D)	GIDC	16940240
2110	11	322405	11 KV AAKASH (FDR NO:2D)	GIDC	10729540
2111	11	139414	11 KV AETHER IND (FDR NO:9C)	HTEX	17736000
2112	11	322406	11 KV SIDDHNATH (FDR NO:8D)	GIDC	19723740
2113	11	322407	11 KV RADIANT (FDR NO:10D)	GIDC	5358200
2114	11	322408	11 KV RAMAPIR (FDR NO:4D)	GIDC	8133080
2115	11	322409	11 KV VISHWA (FDR NO:3D)	GIDC	8466000
2116	11	139415	11 KV AMI ORGANICS	HTEX	4420002
2117	11	322410	11 KV SAILEELA (FDR NO:5D)	GIDC	6822360
2118	11	322411	11 KV SHREE NAVDURGA EXPRESS	HTEX	3015320
2119	11	139416	11 KV ARKRAY HEALTHCARE	HTEX	6600000
2120	11	102031	11 KV GITA MET INDUSTRIES	HTEX	3340599
2121	11	22819	11 KV NATIONAL INDUSTRIES	HTEX	2599970
2122	11	102032	11 KV MADHUSUDAN	GIDC	7138000
2123	11	102033	11 KV BHIVANDI	GIDC	10926000
2124	11	22820	11 KV SP3	HTEX	3800460
2125	11	102034	11 KV GULSHAN (16-B)	INDU	9391000
2126	11	139417	11 KV SIDDHI VINAYAK	HTEX	3336800
2127	11	124523	11 KV APPAREL PARK	INDU	5200020
2128	11	124524	11 KV SOORAJ (SUSM:1)	INDU	9680040
2129	11	124525	11 KV FEMINA (SUSM:2)	INDU	15892920
2130	11	124526	11 KV BILLFINGAR (SUSM:3)	INDU	9855362
2131	11	124527	11 KV SUNTEX (SUSM:4)	INDU	11890320
2132	11	124528	11 KV J.CORIN	HTEX	10680660
2133	11	124529	11 KV RICHLOOK (SUSM:5)	INDU	13898580
2134	11	124530	11 KV VASUDEV (SUSM:6)	INDU	14788600
2135	11	124532	11 KV MUNIVAR (SUSM:7)	INDU	13517000
2136	11	162601	11 KV SALASAR HANUMAN (M:1)	INDU	14612264
2137	11	162603	11 KV SILVER POLYCOAT (M:2)	INDU	17282600
2138	11	162604	11 KV HIMALAY COTTAN (M:3)	INDU	23138000
2139	11	162605	11 KV NAYANA (M:4)	INDU	9536260
2140	11	162606	11 KV KAILASH (M:6)	INDU	20056000
2141	11	162607	11 KV LADDOO GOPAL (M:5)	INDU	10787736

2142	11	162608	11 KV KAPIL HOJIWALA (M:7)	INDU	19227000
2143	11	162609	11 KV SAGAR (M:8)	INDU	2839258
2144	11	162610	11 KV MANISH PACKAGING	HTEX	6162820
2145	11	320405	11 KV SUJATA	INDU	16739200
2146	11	162611	11 KV BORANA	INDU	17041940
2147	11	162612	11 KV SHUKLA DAIRY	INDU	14544300
2148	11	162613	11 KV MAHARAJA	HTEX	3415060
2149	11	162614	11 KV SMP	HTEX	3003340
2150	11	162615	11 KV YASH JARI	HTEX	4258740
2151	11	163101	11 KV NEHRUNAGAR	URBN	4424740
2152	11	163104	11 KV SHRDAYATAN	URBN	10355800
2153	11	163108	11 KV KRUSHNADHAM	URBN	10403160
2154	11	163004	11 KV RATNAJYOTI	URBN	8891200
2155	11	163110	11 KV NANDI PARK	URBN	3956740
2156	11	163112	11 KV VATSALYA	URBN	8449020
2157	11	163113	11 KV PIPLOD	URBN	9050630
2158	11	162901	11 KV KHAJOD	URBN	4980340
2159	11	162902	11 KV BHIMRAD	URBN	11688320
2160	11	162904	11 KV AMUL	URBN	9674500
2161	11	163103	11 KV UP NAGAR	URBN	4589620
2162	11	162905	11 KV KHODIYAR	URBN	15644540
2163	11	163105	11 KV CANAL	URBN	10298620
2164	11	163106	11 KV HAPPY	URBN	12382580
2165	11	163107	11 KV AGRASEN	URBN	9251680
2166	11	163109	11 KV DMD	URBN	6147660
2167	11	162907	11 KV SAFAL	URBN	21387400
2168	11	163006	11 KV ALTHAN WATER WORKS	HTEX	3020900
2169	11	163007	11 KV BHARTHANA	URBN	12244900
2170	11	163008	11 KV SANGINI	URBN	9002920
2171	11	101404	11 KV RANDER CITY-1	JGY	5794108
2172	11	101401	11 KV KAWAS (HAZIRA)	JGY	7662961
2173	11	101402	11 KV L&T	HTEX	2760000
2174	11	101403	11 KV ICHCHHAPORE	URBN	9217900
2175	11	101409	11 KV BHATPORE INDUSTRIAL	INDU	13663260
2176	11	101406	11 KV I.O.C.	INDU	2330245
2177	11	101407	11 KV SMC BHESAN	HTEX	451826
2178	11	101499	11 KV ICHCHHAPORE SS COLONY	SST	228670
2179	11	101411	11 KV RJD	INDU	11852000
2180	11	161301	11 KV MORA	JGY	13897070
2181	11	161302	11 KV SUVALI	HTEX	5499720
2182	11	102114	11 KV GREEN CITY	URBN	6838990
2183	11	161304	11 KV HAZIRA COSTAL	JGY	7548466

2184	11	161305	11 KV NIKO COSTAL	HTEX	8578220
2185	11	161307	11 KV L&T COSTAL	HTEX	17834020
2186	11	161308	11 KV PAPRIKA	HTEX	790440
2187	11	101412	11 KV GAIL	HTEX	7165600
2188	11	161309	11 KV L&T MHI	HTEX	16110900
2189	11	101413	11 KV KUNAL	INDU	18393940
2190	11	321401	11 KV H.K.DIAMOND	HTEX	2770700
2191	11	321402	11 KV HARE KRISHNA	HTEX	1405800
2192	11	321403	11 KV G H B	INDU	1280200
2193	11	321404	11 KV SHRI RAM KRISHNA	HTEX	100800
2194	11	161310	11 KV JUNAGAM	JGY	3497460
2195	11	321405	11 KV ANKIT GEMS	HTEX	1489000
2196	11	162808	11 KV UGAT WATER WORKS	HTEX	11414108
2197	11	321406	11 KV K.P SANGHVI	HTEX	1710600
2198	11	101414	11 KV BHULKA VIHAR	URBN	5487740
2199	11	161311	11 KV CHHAB CHHABA CHHAB	HTEX	189844
2200	11	101415	11 KV WEAL PARK	INDU	12047640
2201	11	101416	11 KV ABHISHEK	HTEX	4385000
2202	11	161313	11 KV HYDRO CARBON	HTEX	3780680
2203	11	101417	11 KV OMKAR TREND	HTEX	347100
2204	11	139219	11 KV BALKRISHNA	INDU	9285473
2205	11	139224	11 KV TIRUPATI	INDU	14908000
2206	11	139225	11 KV SHIV	INDU	9994000
2207	11	139226	11 KV JAYVEER	INDU	10867000
2208	11	139228	11 KV KRISHNA (OLD UMA)	INDU	7094800
2209	11	139229	11 KV SHRIHARI	INDU	8154000
2210	11	322303	11 KV SAHAJ	INDU	17949360
2211	11	322302	11 KV UMA (MODIFIED)	INDU	12546810
2212	11	322305	11 KV HARI OM	INDU	11550181
2213	11	322309	11 KV BAPASITARAM	INDU	10275127
2214	11	322311	11 KV SATYANARAYAN	INDU	12944220
2215	11	322312	11 KV RAMESHWAR GREEN	URBN	16514154
2216	11	322314	11 KV SAIRAM	INDU	10474260
2217	11	139230	11 KV SHYAM	INDU	8455600
2218	11	322316	11 KV SHRIRAM	INDU	11469649
2219	11	139231	11 KV DUNDI TTP	HTEX	15101880
2220	11	322317	11 KV DRAINAGE <SMC>	HTEX	5350540
2221	11	139220	11 KV UMIYANAGAR	INDU	9702020
2222	11	139221	11 KV P.I.L.	HTEX	9053280
2223	11	139222	11 KV CHAMUDA	INDU	7884880
2224	11	139223	11 KV SHREENATHJI	INDU	10936000
2225	11	139227	11 KV AKASH	INDU	9432160

2226	11	322301	11 KV SURAJ SMALL	INDU	9933140
2227	11	322304	11 KV AMRUT	INDU	7753780
2228	11	322306	11 KV VISHVAKARMA	INDU	9202820
2229	11	322307	11 KV AMIZARA	INDU	6438780
2230	11	322308	11 KV PAVANPUTRA	URBN	18821366
2231	11	322310	11 KV SAI MOHAN	URBN	11433720
2232	11	322313	11 KV MANAV	INDU	11372260
2233	11	322315	11 KV SATYA SAI	INDU	9024140
2234	11	162903	11 KV VR MALL	HTEX	6300920
2235	11	163001	11 KV SHUBH	URBN	12501900
2236	11	163002	11 KV SAMARTH	URBN	9495320
2237	11	163003	11 KV NANDINI	URBN	8888600
2238	11	162906	11 KV MANGLAM	URBN	5575333
2239	11	163005	11 KV SHILP EXPRESS	HTEX	1136300
2240	11	324201	11 KV DUMAS	URBN	6186900
2241	11	324202	11 KV BHIMPOR	URBN	7467300
2242	11	324203	11 KV SILENT ZONE	URBN	8425500
2243	11	324204	11 KV PITHAWALA	URBN	3347800
2244	11	163009	11 KV KHATIWALA	URBN	3744187
2245	11	324205	11 KV AQUAFARM	URBN	3487540
2246	11	163010	11 KV SEVEN HEAVEN	URBN	789500
2247	11	0	100 SHEDS(CHANOD COLONY)	URBN	8628719
2248	22	124403	22 KV RANUJA DHAM	URBN	14378100
2249	22	124401	22 KV PUNA(U)	URBN	9622200
2250	22	124402	22 KV MATRUSHAKTI	URBN	16113499
2251	22	124409	22 KV AVIRA	URBN	7226000
2252	22	24202	22 KV KAPODARA	INDU	22421100
2253	22	24208	22 KV AKSHAR DIAM0ND	INDU	13487300
2254	22	24207	22 KV SPINNINGMILL	INDU	9485500
2255	22	24205	22 KV P.R.MILL	INDU	20703600
2256	22	24201	22 KV GAJJAR	INDU	20475800
2257	22	24203	22 KV TAPI URBAN	URBN	10746615
2258	22	24204	22 KV SHREE KRUPA	INDU	12732600
2259	22	24206	22 KV W/WORKS	INDU	16730200
2260	22	24209	22 KV KAMREJ	URBN	19170748
2261	22	24299	22KV CORPORATE	SST	928850
2262	22	124405	22 KV SAROLI(U)	URBN	28725964
2263	22	124406	22 KV JAY BHAVANI	INDU	16216569
2264	22	124407	22 KV SMC PUNA W/W	HTEX	5555200
2265	22KV	325603	22KV ARIHANT	URBN	730960
2266	22	101904	22 KV TULSISHYAM	URBN	28907301
2267	22	124404	22 KV VALLABHNAGAR	URBN	32643003

2268	22	101908	22 KV YOGI CHOWK	URBN	30310100
2269	22	101903	22 KV N.V. W/W (EXP)	HTEX	7051500
2270	22	101902	22 KV LAXMANNAGAR	URBN	21802400
2271	22	101901	22 KV GIRNAR	URBN	15324111
2272	22	101905	22 KV SARTHANA W/W (EXP)	HTEX	23415980
2273	22	101906	22 KV SIMADA W/W	HTEX	15617950
2274	22	101907	22 KV RUSHIKESH	URBN	18160900
2275	22	101909	22 KV VRAJ	URBN	17930858
2276	22	28420	22 KV DINESH COLONY	JGY	7916470
2277	22	28403	22 KV KARAVALIA(FDR NO.3)	ADOM	4434840
2278	22	104201	22 KV SHREEJI	INDU	10160313
2279	22	104202	22 KV SHIV SHAKTI	INDU	4905065
2280	22	104204	22 KV KOSAMBA-T(TARSADI) NO.4	URBN	16028544
2281	22	104205	22 KV HATHURAN	ADOM	3027659
2282	22	28428	22 KV MAHUVEJ	INDU	1141620
2283	22	28431	22 KV PATCO FOODS	HTEX	4587870
2284	22	28432	22 KV ZILL MILL	HTEX	9778900
2285	22	104210	22 KV MAHADEV	URBN	5081100
2286	22	28433	22 KV J.B.ECOTEX	HTEX	39310090
2287	22	28435	22 KV RICON	HTEX	12185198
2288	22	28436	22 KV P P SAVANI	HTEX	302150
2289	22	28437	22 KV LORD DENIM	HTEX	12989130
2290	22	104214	22 KV HANDLING HANS	HTEX	6980931
2291	22	104215	22 KV NUTAN GLASS	HTEX	26740000
2292	22KV	28438	22KV WIPH-5	JGY	84200
2293	22KV	28299	STATION TRANSFORMER PALEJ	SST	68150
2294	22KV	28425	22KV KHAROD KOSAMDI	JGY	19268766
2295	22KV	103003	22KV ASHOK ORGANIC	JGY	10935140
2296	22KV	103004	22KV JUNA DIVA	ADOM	2368350
2297	22KV	103005	22KV BORBHATHA BET	JGY	12007230
2298	22KV	103007	22KV BHARUCH ECO-AQUA INFRA	HTEX	18384690
2299	22KV	28406	22KV KANTWA [FDR NO.6]	ADOM	316710
2300	22KV	103008	22KV SURVADI AG	ADOM	426100
2301	22KV	104207	22KV PANDVAI	JGY	6143758
2302	22KV	26709	22KV SENGPUR	JGY	11321160
2303	22KV	26211	22KV GADKHOL (FDR NO 13 132)	JGY	13176349
2304	22KV	26718	22KV MOTALI JGY	JGY	11735940
2305	22KV	26701	22KV GLAXO (FDR NO 01 66'A')	GIDC	10202220
2306	22KV	26702	22KV TELEPHONE EXCHANGE (02/A)	GIDC	35253687
2307	22KV	26703	22KV GUJARAT LYKA(FDR NO 03/A)	GIDC	41451960
2308	22KV	26704	22KV CHIRON (FDR NO 04 66'A')	GIDC	35584120
2309	22KV	26705	22KV KANORIYA	HTEX	14482080

2310	22KV	26706	22KV UPL.II (FDR NO 06)	HTEX	33787260
2311	22KV	26707	22KV TONIRA (FDR NO 07 66'A')	GIDC	25085640
2312	22KV	26708	22KV HEUBACH (FDR NO 08 66'A')	GIDC	29521800
2313	22KV	102901	22KV GWALIOR (F:01 ANK'B')	GIDC	30840913
2314	22KV	102902	22KV PARAS (F:02 ANK'B')	GIDC	15833851
2315	22KV	102904	22KV J.P.INDUSTRY(F:04 ANK'B')	GIDC	20591339
2316	22KV	102905	22KV ANK METAL FDR(66B/F5)	GIDC	18250716
2317	22KV	102906	22KV GIDC COLONY FDR(66B/F6)	URBN	25127194
2318	22KV	102907	22KV HARIYANA FDR(66B/F7)	GIDC	36892960
2319	22KV	26799	STN X'MER 66KV A	SST	41369
2320	22KV	102909	22KV COLONY PHASE IV	URBN	15095048
2321	22KV	26204	22KV ICPA (FDR NO 04 132)	GIDC	26315428
2322	22KV	26207	22KV VISHAL (FDR NO 08 132)	HTEX	1672740
2323	22KV	26209	22KV SUBHSHRI (FDR NO 10 132)	GIDC	53214800
2324	22KV	26210	22KV K.PATEL (FDR NO 07 132)	GIDC	37232160
2325	22KV	26213	22KV OLD NATIONAL H'WAY(FD 11)	URBN	15332042
2326	22KV	26299	STN X'MER 132KV ANK	SST	62030
2327	22KV	26712	22KV SULPHURIC (FDR NO 11 A)	GIDC	30172636
2328	22KV	26713	22KV RALLIES (FDR NO 12 A)	HTEX	12190440
2329	22KV	102911	22KV BASF(NO. 10B)	GIDC	21793680
2330	22KV	102912	22KV MEGHMANI EXP(NO. 11B)	HTEX	18913636
2331	22KV	26202	22KV GIL (FDR NO 02 132KV S/S)	GIDC	47934240
2332	22KV	26203	22KV WOCHARDT (FDR NO 03 132)	GIDC	29396440
2333	22KV	26201	22KV ETL (FDR NO 01 132KV S/S)	GIDC	33834853
2334	22KV	26715	22KV ZCL	HTEX	11200800
2335	22	26719	22 KV UPL III(ANK-A SS)	HTEX	19626000
2336	22KV	26720	22KV SAJJAN IND. EXP	HTEX	33168800
2337	22KV	28704	22KV SANDOZ	HTEX	26376860
2338	22KV	28702	22KV P.I. (FDR NO 02)	GIDC	30095713
2339	22KV	28701	22KV HIRAN ORGANICS(FDR NO 01)	GIDC	43822860
2340	22KV	28703	22KV MEGHMANI (FDR NO 03)	GIDC	41342627
2341	22KV	28706	22KV GHARDA CHEMICAL(FD NO 04)	GIDC	14229960
2342	22KV	28705	22KV DY.EX.ENG.W/W (FDR NO 05)	GIDC	21204720
2343	22KV	28707	22KV HARIGIRI FEEDER	HTEX	4717440
2344	22KV	104203	22KV BIRLA CELLULOSE	INDU	15552780
2345	22KV	28708	22KV GINNI	HTEX	18159840
2346	22KV	28709	22KV UNIQUE	HTEX	42829740
2347	22KV	28710	22KV P.I.EXP(FDR. 10)	HTEX	28183440
2348	22KV	28712	22KV BAID (NO.11)	HTEX	875700
2349	22KV	28713	22KV MEGHMANI EXP(NO. 12)	HTEX	24470670
2350	22KV	104216	22KV PRAGATI GLASS EXP	HTEX	4893768
2351	22KV	103001	22KV HANSOT ROAD (F NO:1 URBN)	URBN	15321610

2352	22KV	103002	22KV GUJ HOUSING BOARD(F:02 U]	URBN	8963419
2353	22KV	103006	22KV SARVODAY(FDR NO 6 URBN)	URBN	6335002
2354	22KV	26205	22KV DINESH MILL FDR	URBN	6934016
2355	22KV	26208	22KV STATION ROAD (ANK(T) FDR)	URBN	26838779
2356	22KV	102908	22KV KOSAMDI	JGY	30657620
2357	22KV	26212	22KV RAJPIPLA RD (FDR 14 132)	JGY	13396060
2358	22KV	102910	22KV GARDEN CITY	JGY	5813803
2359	22KV	28105	22KV GHB FEEDER	URBN	11742010
2360	22KV	103101	22KV SWAMINARAYAN	URBN	8444670
2361	22KV	103199	STN.TRANSFORMER 66KV BRH B SS	SST	50085
2362	22KV	170199	22KV N.S.MILL	URBN	10521240
2363	22KV	170199	22KV GUJCO MASOL	URBN	15585000
2364	22KV	28101	22KV HARIMANGLA (GIDC OLD)	GIDC	8829380
2365	22KV	28109	22KV ZADESHWAR (SHUKLATIRTH)	URBN	9348320
2366	22KV	28106	22KV GNFC	URBN	8461030
2367	22KV	28107	22KV B. T. MILL	URBN	2117900
2368	22KV	28199	STATION TRANSFORMER 132KV BRH	SST	89042
2369	22KV	28115	22KV KASAK(NARMADA ALU)	URBN	9110010
2370	22KV	28116	22KV GIDC PH-II	GIDC	12650770
2371	22KV	28117	22KV ALEKH	URBN	9874680
2372	22KV	28118	22KV MAKTAMPUR	URBN	12721980
2373	22KV	103102	22KV CIVIL LINES	URBN	0
2374	22KV	103105	22KV TORRENT	URBN	7690854
2375	22	22203	22 KV JIAV	URBN	8272603
2376	22	23111	22 KV SUDA	URBN	11779026
2377	22	22218	22 KV ASHIRWAD	INDU	10545000
2378	22	124301	22 KV GURUKRUPA	INDU	18339100
2379	22	124315	22 KV PRINCE	INDU	21080500
2380	22	124316	22 KV SARASWATI	URBN	17387900
2381	22	161106	22 KV NEW INDUSTRIAL SOUTH	URBN	23754150
2382	22	325801	22 KV PITHAWALA	INDU	9902474
2383	22	101509	22 KV NAVAGAM	URBN	38798703
2384	22	101504	22 KV NARAYANNAGAR	INDU	15667500
2385	22	101507	22 KV MAGOB	URBN	22057769
2386	22	101510	22 KV GODADRA	URBN	21558035
2387	22	124408	22 KV PARVAT	URBN	13840734
2388	22	101512	22 KV CNG	URBN	4779589
2389	22	101513	22 KV GOKUL NAGAR	INDU	15175000
2390	22	325602	22 KV VAIKUNTH	URBN	13722790
2391	22	124302	22 KV RAJ	INDU	28812400
2392	22	161105	22 KV SI COMPOUND	URBN	25940000
2393	22	101505	22 KV RASIWALA	INDU	24268500

2394	22	101501	22 KV LIMBAYAT (T)	URBN	43536070
2395	22	101503	22 KV GOVINDNAGAR	URBN	23067500
2396	22	101511	22 KV SARVODAYA	INDU	26342770
2397	22	101502	22 KV DINDOLI	URBN	31558706
2398	22	101506	22 KV SAROLI(R)	ADOM	104638
2399	22	325601	22 KV DEVADH	URBN	15451760
2400	22	22705	22 KV PAPER MILL	INDU	15920721
2401	22	22701	22 KV CHOKHAWALA	INDU	17160487
2402	22	22711	22 KV SAI-BABA	INDU	21706918
2403	22	22703	22 KV HANSH	INDU	21362444
2404	22	22702	22 KV KISHOR	INDU	19689138
2405	22	22707	22 KV NEW ESTATE	INDU	28113566
2406	22	124307	22 KV JAY HANUMAN	GIDC	34157829
2407	22	23106	22 KV GUPTA	GIDC	5864800
2408	22	23108	22 KV SAI KRUPA	GIDC	22393661
2409	22	23105	22 KV MARUTI	GIDC	30943286
2410	22	124313	22 KV BALAJI	INDU	32619200
2411	22	124314	22 KV SHRIJI	INDU	37333871
2412	22	23109	22 KV W/W	HTEX	2926100
2413	22	23101	22 KV RELIANCE	GIDC	32081896
2414	22	23103	22 KV GIDC	GIDC	30347843
2415	22	22211	22 KV GHB	URBN	23472421
2416	22	23104	22 KV NARAYAN	GIDC	28974807
2417	22	124303	22 KV AMBAJI	GIDC	37086400
2418	22	23116	22 KV SIDDHIVINAYAK	GIDC	34656586
2419	22	23118	22 KV COLOUR TEX	HTEX	18318600
2420	22	124319	22 KV HIGH TECH PARK	INDU	12259000
2421	22	101804	22 KV BHIDBHANJAN	INDU	17994900
2422	22	101802	22 KV SONAL	INDU	13612200
2423	22	22210	22 KV UDHANA ESTATE	INDU	20136250
2424	22	101805	22 KV CHIKUWADI	URBN	27363000
2425	22	101824	22 KV BHAVANI	INDU	14860000
2426	22	101825	22 KV HT CONSUMER	URBN	19681000
2427	22	22708	22 KV GANESH	INDU	11291595
2428	22	101822	22 KV MANHAR	INDU	16225200
2429	22	101821	22 KV MIRANAGAR	URBN	37303520
2430	22	22706	22 KV KACHHALWAGA	INDU	9993100
2431	22	22704	22 KV JIVAN JYOT	INDU	12269025
2432	22	101823	22 KV ROTALIWALA	INDU	15406000
2433	22	22209	22 KV ADARSH	INDU	25902840
2434	22	22201	22 KV BATLI BOY	INDU	29038746
2435	22	22710	22 KV W.RLY.	INDU	19413360

2436	22	22220	22 KV RAJLAXMI	INDU	24009716
2437	22	22212	22 KV JR	INDU	26076000
2438	22	22206	22 KV JALARAM	INDU	9173960
2439	22	23117	22 KV ANNAPURNA	INDU	21508909
2440	22	22221	22 KV AYYAPA	INDU	22289400
2441	22	22712	22 KV CITY INDUSTRIAL	INDU	19139000
2442	22	22222	22 KV JAYVEER	INDU	15350800
2443	22	325802	22 KV AKASH BHUMI	INDU	8233956
2444	22	325803	22 KV SHALINI	INDU	8776124
2445	22	325804	22 KV JALARAM NEW	INDU	9510440
2446	22	22223	22 KV UMIYA	INDU	12098255
2447	22	101703	22 KV BHARTIMAIYA	URBN	12132484
2448	22	101712	22 KV SOMESHWARA	URBN	23005200
2449	22	163102	22 KV SVNIT	HTEX	3670331
2450	22	101713	22 KV SHAURYA (SMC)	URBN	14218474
2451	22	101714	22 KV VIJYA LAXMI	URBN	7652000
2452	22	163111	22 KV NARMAD	HTEX	646400
2453	22	101715	22 KV SUDA BHAVAN	HTEX	184200
2454	22	22219	22 KV BAMROLI FDR	URBN	25057200
2455	22	101701	22 KV MAHESHWARI	URBN	13846000
2456	22	101704	22 KV MAGDALLA	URBN	1413200
2457	22	101706	22 KV SHRI RAM	INDU	759006
2458	22	101708	22 KV AIRPORT	HTEX	3297800
2459	22	101710	22 KV AQUA FARM	URBN	231300
2460	22	101711	22 KV ISKON MALL	INDU	6175966
2461	66	25106	66 KV CPM	EHT	7846500
2462	66	31501	66 KV MOTA (W/R)	EHT	0
2463	66	31502	66 KV KEJRIWAL	EHT	43792765
2464	66	320908	66KV KAKRAPAR WW	EHT	3363000
2465	66	310406	66KV ORDHA WW	EHT	2738650
2466	66	24304	66 KV VARELI GARDEN	EHT	4655738
2467	66	102201	66 KV GARDEN JOLWA	EHT	17686680
2468	66	128711	66 KV SHREE DURGA	EHT	14792130
2469	66	104012	66 KV SUMIT	EHT	64312460
2470	66	162208	66 KV GOKULANAND	EHT	23808234
2471	66	102203	66 KV J K LAKSHMI	EHT	15901600
2472	66	102608	66KV GPPL	EHT	24795580
2473	66	162222	66 KV SPECTRUM	EHT	42734960
2474	66	29106	66 KV GUJ NYLON	EHT	337655
2475	66	104206	66 KV GUJ GALSS	EHT	59930190
2476	66	28430	66 KV GUJARAT POLYFILS	EHT	0
2477	66	24317	66 KV PEPL	EHT	15158575

2478	66	22117	66KV TATA METAL & STRIPS	EHT	8556150
2479	66	20119	66KV D'GANGA PAPER MILL	EHT	0
2480	66	139704	66KV WELSPUN	EHT	69161400
2481	66	139705	66KV ALOK IND	EHT	49108200
2482	66	139712	66KVMWV (RUBBY MAC)	EHT	706000
2483	66	321705	66 KV JAYBHARAT METCAST	EHT	5161000
2484	66	321707	66 KV BALBIR	EHT	32884050
2485	66KV	21710	66KV RAYMOND	EHT	18898800
2486	66KV	21610	66KV UPPL EHT	EHT	30704580
2487	66KV	100217	66KV MICRO INK	EHT	42893760
2488	66KV	162301	66KV BILAG IND	EHT	51261200
2489	66	100225	66 KV AARTI	EHT	16547160
2490	66KV	20401	66KV CHANDAN STEEL EHT	EHT	33702200
2491	66KV	161703	66KV SUNRISE CONTAINER	EHT	20291730
2492	66	161806	66 KV MEHTA TUBE	EHT	5737875
2493	66KV	161706	66KV CHANDAN STEEL PH-2	EHT	32349250
2494	66	326403	66 KV GHCL	EHT	31488104
2495	66	20724	S'GAM JBF EHT	EHT	50772780
2496	66KV	20728	66KV MADURA IND	EHT	96155850
2497	66KV	333304	66KV MACLOID PHARMA	EHT	44493862
2498	66	20735	66 KV PNP POLYMER	EHT	17233200
2499	66	161506	66 KV MAXWIN	EHT	6550740
2500	66KV	20206	66KV ATUL -I	EHT	37060100
2501	66KV	103601	66KV VIDEOCON	EHT	765600
2502	66KV	84904	66KV GUJARAT GLASS	EHT	67614960
2503	66KV	50802	66KV SEZ STERLING	EHT	83112050
2504	66KV	28211	66KV STEELCO	EHT	0
2505	66KV	28212	66KV PHILIPS CARBON	EHT	363120
2506	66KV	28909	66KV GAIL	EHT	14204400
2507	66KV	28904	66KV ONGC CTF- I & II	EHT	2479500
2508	66KV	141302	66KV JUBILANT	EHT	46266000
2509	66KV	141305	66KV GRASIM	EHT	350762200
2510	66KV	141202	66KV CEPT GIDC	EHT	268000
2511	66KV	28612	66KV BASF (PUSHPA POLYMER)	EHT	9595140
2512	66KV	28613	66KV GCPTL	EHT	13165902
2513	66KV	102805	66KV G F L	EHT	254634160
2514	66KV	102807	66KV ADANI PETRONET	EHT	10801500
2515	66KV	140706	66KV SHUBHLAKSMI POLY.	EHT	69728400
2516	66KV	170310	66KV LINDE	EHT	32666400
2517	66KV	170901	66KV ATC TYRE	EHT	77657000
2518	66KV	171501	66KV LUBRIZOL	EHT	5188500
2519	66KV	140708	66KV SHUBHALAXMI POLYTEX	EHT	22380900

2520	66KV	102808	66KV BASF(220KV)	EHT	24631400
2521	66KV	170904	66KV FILATEX	EHT	142590000
2522	66KV	170313	66KV MEGHMANI	EHT	2207800
2523	66KV	170906	66KV SRF	EHT	131074000
2524	66KV	170905	66KV GIDC ETP	EHT	763000
2525	66KV	102809	66KV DEEPAK PHENOLICS	EHT	115998200
2526	66KV	171505	66KV INDOFIL	EHT	24618000
2527	66KV	28620	66KV TAGROS	EHT	40770910
2528	66KV	102810	66KV HIMANI	EHT	26726800
2529	66KV	172205	66KV UPL 12	EHT	7637660
2530	66KV	171512	66KV MOL	EHT	10441480
2531	66KV	26612	66KV GUJ GODREJ	EHT	38493360
2532	66KV	26806	66KV GUJARAT BOROSIL	EHT	64275090
2533	66KV	26807	66KV RAJESHWARANAND	EHT	122280
2534	66KV	26711	66KV HEUBACH	EHT	31686750
2535	66KV	26216	66KV UPPL	EHT	35808720
2536	66KV	26714	66KV ATUL	EHT	39896820
2537	66KV	26217	66KV LUPIN	EHT	48506864
2538	66KV	26717	66KV DECCAN	EHT	47943750
2539	66KV	26721	66KV GLENMARK	EHT	38588600
2540	66KV	103202	66KV SEARCHCHEM (UPL 5)	EHT	130804200
2541	66KV	103204	66KV KOHLER	EHT	20403000
2542	66KV	103508	66KV SEJAL GLASS (SAINTGOBAIN)	EHT	10721340
2543	66KV	103207	66KV LANXESS	EHT	24787800
2544	66KV	103509	66KV AIR LIQUID	EHT	43993710
2545	66KV	103208	66KV CENTURY TEXTILE & IND	EHT	55929600
2546	66KV	103209	66KV FLOMETALLIC	EHT	53570600
2547	66KV	103210	66KV DCM SHRIRAM (DSCL)	EHT	8647200
2548	66KV	142105	66KV ABBOTT	EHT	16925000
2549	66KV	28711	66KV PRAFFUL OVERSEAS	EHT	35618000
2550	66KV	103211	66KV GULBRANDSEN	EHT	11399400
2551	66KV	171703	66KV SOLVEY	EHT	21734976
2552	66KV	103212	66KV LUCID COLLOIDS	EHT	2843400
2553	66KV	103203	66KV HINDUSTAN COPPER LTD	EHT	641700
2554	66KV	104211	66KV BIRLA CELLULOSIC	EHT	6841100
2555	66KV	142111	66KV AARTI EXP	EHT	26813300
2556	66KV	102913	66KV ANK.CLEANING PROCESSOR	EHT	24364500
2557	66KV	171710	66KV MAHANSARIYA TYRE	EHT	3510600
2558	66KV	171711	66KV HIKAL	EHT	0
2559	66KV	36104	66KV NAVAGAM	EHT	6399300
2560	66	22214	66 KV NFI	EHT	34298700
2561	66	139408	66 KV COLOUR TEX	EHT	65414100

2562	66	124531	66 KV GOKULANAND	EHT	77812668
2563	66	124318	66 KV COLOURTEX PANDESARA	EHT	50737680
2564	66	21405	66 KV ONGC	EHT	542776
2565	66	102202	66 KV KRIBHCO	EHT	866700
2566	66	101301	66 KV NARMADA CEMENT	EHT	30161310
2567	66	101302	66 KV AMBUJA	EHT	14121000
2568	66	161303	66 KV ADANI PORT	EHT	29921160
2569	66	161306	66 KV LNG HAZIRA	EHT	32086200
2570	66	21407	66 KV SURAT METALICS	EHT	59348160
2571	66	21403	66 KV HEAVY WATER PROJECT	EHT	118303200
2572	66	21404	66 KV RAMA NEWS	EHT	1785744
2573	66	161312	66 KV ADANI WILMAR	EHT	18067860
2574	132KV	103301	132KV GNFC 1 & 2	EHT	30639840
2575	132KV	26613	132KV GUJ GARDIAN	EHT	41140020
2576	132KV	103302	132KV RAJSHREE POLYFIL	EHT	81705600
2577	220KV	141201	220KV RAILWAY VAGRA	EHT	7272700
2578	220KV	103603	220KV IPCL	EHT	5106000
2579	220KV	102801	220KV INDO GULF FEEDER	EHT	47378000
2580	220KV	102802	220KV G A C L FEEDER	EHT	207505200
2581	220KV	102803	220KV P-LNG FDR I & II	EHT	288075000
2582	220KV	170902	220KV CHINA STEEL	EHT	20820000
2583	220KV	170903	220KV GNFC	EHT	86128000
2584	220KV	170907	220KV MRF	EHT	1984900
2585	220KV	103201	220KV REMI METAL (NEW)	EHT	10320000
2586	220	139601	220 KV MORA(L&T)	EHT	9613525
2587	220	128901	220 KV L&T(SSHF)-1	EHT	23595150
2588	220	21402	220 KV RELIANCE	EHT	3642000

There are few schemes being implemented by Union & State Governments and therefore, access to electricity for every citizen becomes easy which resulted in an increase of energy input.

6.4 Billed Energy

Billed energy reported by DGVCL for the Financial Year 2020-21 is **21063.66MU**.

Calculation of Billed Energy

Total Billed Energy of the DISCOM measured in MU as per the following formula:

Billed Energy (Total Energy) = Metered Energy (MU) + Un-Metered energy (MU)

Billed Energy of the DISCOM is calculated from division wise on a monthly basis using the Metered Energy and Sales in MU. Category wise sale of the DGVCL (all divisions) in financialyear2020-21is shown below is verified through LT CGL, HT CGL and Unmetered agricultural energy sale documents is presented below.

Table 5: Consumer category wise billed energy details

S.No	Name of circle	Consumer category	Metered Energy (MU)	Un-metered Energy (MU)	Total Energy Sold (MU)
1	Surat O & M	Residential	326.848773	0	326.848773
		Agricultural	3.305664	9.41663	12.722294
		Commercial/Industrial-LT	923.620956	0	923.620956
		Commercial/Industrial-HT	107.609742	0	107.609742
		Others	27.285613	0.299112	27.584725
		Total	**1388.670748**	**9.715742**	**1398.38649**
2	Vyara O & M	Residential	113.303974	0	113.303974
		Agricultural	105.293025	35.806034	141.099059
		Commercial/Industrial-LT	40.927521	0	40.927521
		Commercial/Industrial-HT	45.566715	0	45.566715
		Others	35.499249	1.269547	36.768796
		Total	**340.590484**	**37.075581**	**377.666065**
3	Bardoli O & M	Residential	165.392961	0	165.392961
		Agricultural	100.542994	76.421554	176.964548
		Commercial/Industrial-LT	63.146342	0	63.146342
		Commercial/Industrial-HT	259.873198	0	259.873198
		Others	34.74232	0.776275	35.518595
		Total	**623.697815**	**77.197829**	**700.895644**
4	Kadodra O&M	Residential	230.656342	0	230.656342
		Agricultural	22.773998	65.060584	87.834582
		Commercial/Industrial-LT	770.710299	0	770.710299
		Commercial/Industrial-HT	1757.532276	0	1757.532276
		Others	34.215084	0.440213	34.655297
		Total	**2815.887999**	**65.500797**	**2881.388796**
5	Navsari O&M	Residential	158.711828	0	158.711828
		Agricultural	63.303088	50.278893	113.581981

S.No	Name of circle	Consumer category	Metered Energy (MU)	Un-metered Energy (MU)	Total Energy Sold (MU)
		Commercial/Industrial-LT	63.181921	0	63.181921
		Commercial/Industrial-HT	56.545905	0	56.545905
		Others	30.178116	0.4409	30.619016
		Total	**371.920858**	**50.719793**	**422.640651**
6	Vapi O & M	Residential	273.611916	0	273.611916
		Agricultural	15.682856	11.457085	27.139941
		Commercial/Industrial-LT	107.321009	0	107.321009
		Commercial/Industrial-HT	389.331858	0	389.331858
		Others	23.830247	0.490051	24.320298
		Total	**809.777886**	**11.947136**	**821.725022**
7	Vapi IND	Residential	114.359788	0	114.359788
		Agricultural	0.602011	5.875594	6.477605
		Commercial/Industrial-LT	203.150126	0	203.150126
		Commercial/Industrial-HT	1827.112652	0	1827.112652
		Others	7.749764	0.255999	8.005763
		Total	**2152.974341**	**6.131593**	**2159.105934**
8	Valsad O & M	Residential	144.154331	0	144.154331
		Agricultural	36.489843	31.062133	67.551976
		Commercial/Industrial-LT	74.837995	0	74.837995
		Commercial/Industrial-HT	97.1912	0	97.1912
		Others	15.862171	0.561896	16.424067
		Total	**368.53554**	**31.624029**	**400.159569**
9	Valsad city	Residential	109.21156	0	109.21156
		Agricultural	1.15129	3.547193	4.698483
		Commercial/Industrial-LT	57.054984	0	57.054984
		Commercial/Industrial-HT	128.318882	0	128.318882
		Others	6.779903	0.004424	6.784327
		Total	**302.516619**	**3.551617**	**306.068236**
10	Navsari city	Residential	130.229988	0	130.229988
		Agricultural	5.317187	8.425544	13.742731
		Commercial/Industrial-LT	63.749651	0	63.749651
		Commercial/Industrial-HT	58.588614	0	58.588614
		Others	19.140581	0.04884	19.189421
		Total	**277.026021**	**8.474384**	**285.500405**
11	Baruch O & M	Residential	150.706716	0	150.706716
		Agricultural	32.614262	35.255506	67.869768

S.No	Name of circle	Consumer category	Metered Energy (MU)	Un-metered Energy (MU)	Total Energy Sold (MU)
		Commercial/Industrial-LT	80.146677	0	80.146677
		Commercial/Industrial-HT	2832.555271	0	2832.555271
		Others	26.483486	0.281553	26.765039
		Total	**3122.506412**	**35.537059**	**3158.043471**
12	Ankleshwar O&M	Residential	83.890693	0	83.890693
		Agricultural	44.851669	34.5729	79.424569
		Commercial/Industrial-LT	35.976927	0	35.976927
		Commercial/Industrial-HT	220.509109	0	220.509109
		Others	17.984704	0.260565	18.245269
		Total	**403.213102**	**34.833465**	**438.046567**
13	Ankleshwar Ind	Residential	93.313341	0	93.313341
		Agricultural	0.358727	0.369363	0.72809
		Commercial/Industrial-LT	154.969204	0	154.969204
		Commercial/Industrial-HT	1972.917858	0	1972.917858
		Others	10.861238	0.106264	10.967502
		Total	**2232.420368**	**0.475627**	**2232.895995**
14	Rajpipla	Residential	72.851044	0	72.851044
		Agricultural	111.956667	33.089239	145.045906
		Commercial/Industrial-LT	26.168057	0	26.168057
		Commercial/Industrial-HT	126.89878	0	126.89878
		Others	24.300517	0.674459	24.974976
		Total	**362.175065**	**33.763698**	**395.938763**
15	Baruch city	Residential	142.428351	0	142.428351
		Agricultural	0.018429	0.017645	0.036074
		Commercial/Industrial-LT	49.04522	0	49.04522
		Commercial/Industrial-HT	20.615529	0	20.615529
		Others	16.143096	0.010435	16.153531
		Total	**228.250625**	**0.02808**	**228.278705**
16	Surat urban	Residential	291.086444	0	291.086444
		Agricultural	3.82034	8.127309	11.947649
		Commercial/Industrial-LT	342.688938	0	342.688938
		Commercial/Industrial-HT	29.502455	0	29.502455
		Others	21.8779	0.405755	22.283655
		Total	**688.976077**	**8.533064**	**697.509141**
17	Rander O&M	Residential	447.990884	0	447.990884
		Agricultural	1.345181	4.785675	6.130856

S.No	Name of circle	Consumer category	Metered Energy (MU)	Un-metered Energy (MU)	Total Energy Sold (MU)
		Commercial/Industrial-LT	228.979181	0	228.979181
		Commercial/Industrial-HT	133.339637	0	133.339637
		Others	23.820691	0.058105	23.878796
		Total	**835.475574**	**4.84378**	**840.319354**
18	Surat IND	Residential	84.106193	0	84.106193
		Agricultural	0	0	0
		Commercial/Industrial-LT	905.256252	0	905.256252
		Commercial/Industrial-HT	1126.684535	0	1126.684535
		Others	5.325803	0.044896	5.370699
		Total	**2121.372783**	**0.044896**	**2121.417679**
19	Piplod	Residential	288.041533	0	288.041533
		Agricultural	0.025863	0.344372	0.370235
		Commercial/Industrial-LT	359.239236	0	359.239236
		Commercial/Industrial-HT	532.680949	0	532.680949
		Others	17.211602	0.125986	17.337588
		Total	**1197.199183**	**0.470358**	**1197.669541**
20	**At company level**	**Residential**	3420.89666	0	3420.89666
		Agricultural	549.453094	413.913253	963.366347
		Commercial/Industrial-LT	4550.170496	0	4550.170496
		Commercial/Industrial-HT	11723.37517	0	11723.37517
		Others	399.292085	6.555275	405.84736
		Grand Total	**20643.1875**	**420.468528**	**21063.65603**

Billed energy share among the categories of consumer of DGVCL in the FY 20 -21 is given below.

Figure 4: Energy sale share diagram

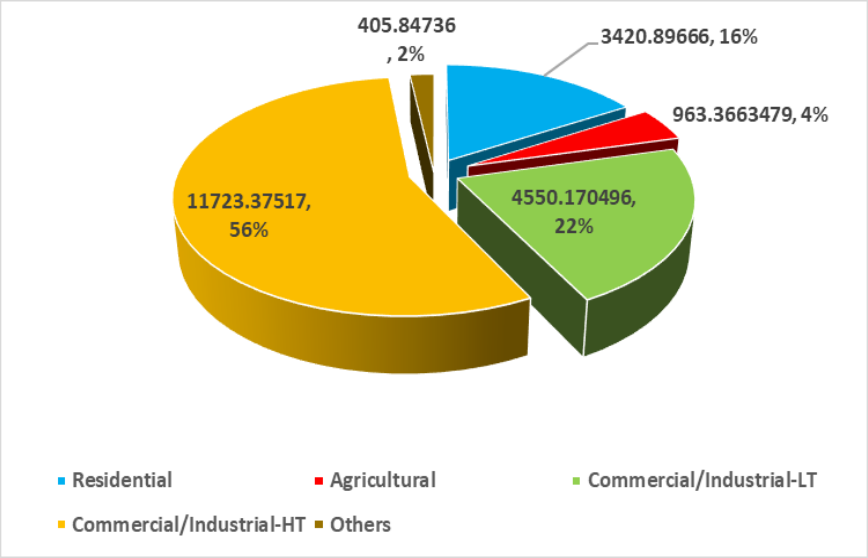

6.5 T&D Loss computation & Verification

Calculation of Transmission and Distribution Losses

The T&D Losses of the DISCOM is calculated Circle wise on a monthly basis using the Input Energy and Billed Energy (MU), the T&D Losses of the DISCOM measured in MU as per the following formula

T&D Loss (MU) = Input Energy (MU) – Billed Energy (MU)

% T&D Loss = T&D Loss (MU) / Input Energy (MU)*100

Based on the data provided and verified % T&D loss of DGVCL for the FY2020 -21 is **7.54%**.

As per the data made available, input energy and billed energy of FY 2020 - 21, Gate to Gate (GtG) percentage of T&D loss of DGVCL is as given below.

Table 6: DGVCL T&D loss details

S. No	Particulars	T&D Losses (MU)	T&D Losses in %
1	Percentage of Transmission and Distribution losses	**1717.21**	**7.54**

6.6 Collection efficiency

As per the verification of the billed amount and collection amount of the FY 2020 – 21 computed Collection efficiency of DGVCL excluding arrears is 104.99%.

Table 7: Collection efficiency

DGVCL	Total Billed Amount (Cr. INR)	Total Collected Amount (Cr. INR)	Collection Efficiency %
FY 2020 -21	16773.294	17610.407	104.99

Figure 5: AT&C losses in %

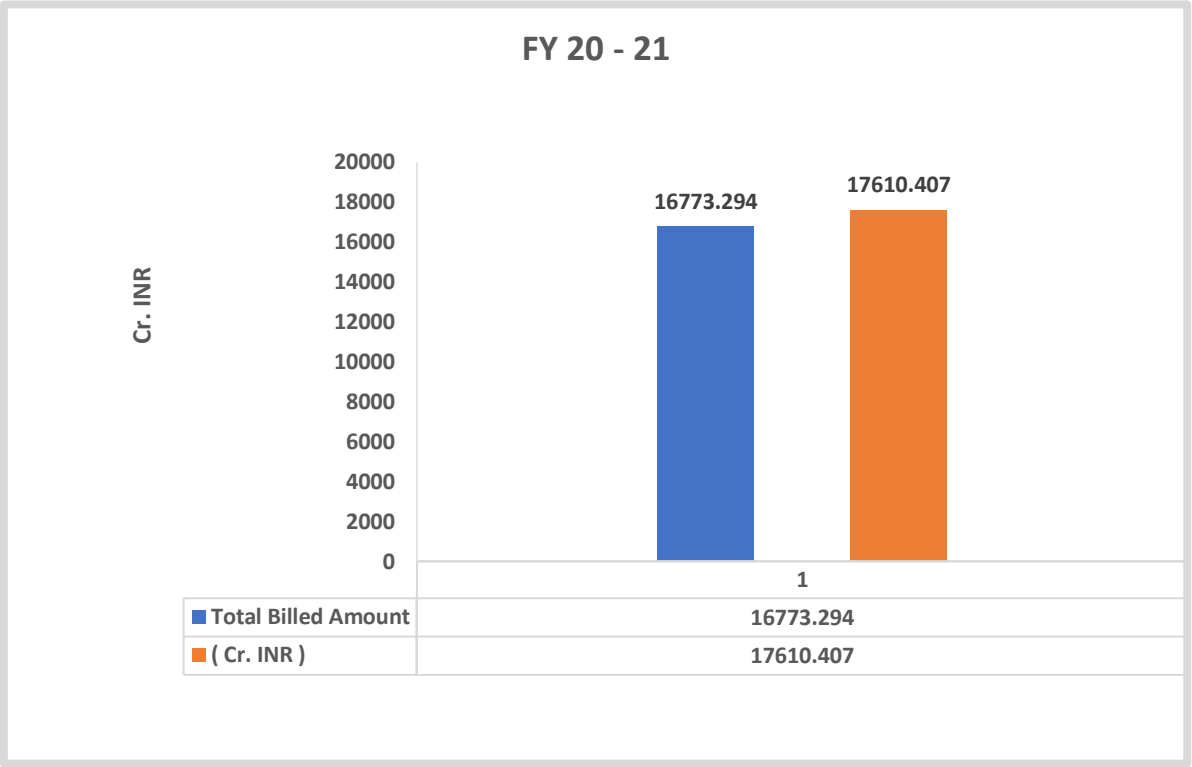

6.7 Calculation of AT&C Loss

As per our verification of input energy and billed energy units for the FY2020-21, AT&C losses for DGVCL, Surat is shown below.

Table 8: AT&C Loss Details

Parameter	FY2020-21
Billing Efficiency (%)	98.00
Collection Efficiency (%)	104.99
AT&C losses (%)	3

6.8 Brief summary of DISCOM 20-21

Overall performance summary is given in the table below:

Table 9: Performance summary

Consumer Category	Consumers (no.)	Connected Load (MW)	Billed Energy (MU)	Billed Energy (MU)
Residential	2709202	3088.45733	3420.8966	22780.8694
Agricultural	200067	1183.3358	963.3663	
Commercial/Industrial-LT	460389	3293.87584	4550.1704	
Commercial/Industrial-HT	4442	38928.56352	11723.3751	
Others	69333	2237.9269	405.8473	
Total	3443433	48732.15939	21063.6560	

6.9 DGVCL Performance 20-21

Table 10: Energy and commercial loss details

S. No	Year	Energy		Commercial	
		T&D loss (MU)	T&D Losses %	Collection efficiency %	AT&C Loss %
1	20-21	1795.95	7.54	105	3

6.10 Number of Feeders at different Voltage Level

Table 11: Feeder categories

Description	FY 2020-21
No of feeders at 220 kV level	12
No of feeders at 132 kV level	03
No of feeders at 66 kV level	113
No of feeders at 22 kV level	213
No of feeders at 11 kV level	2247
Total no. of feeders	**2588**

7. PRO-FORMA VERIFICATION

7.1 Findings on linking errors, calculation errors if any

We have verified calculations and linking incorporated in the Pro-forma sheet prepared by BEE for DISCOM sector. We did not find any linking errors and calculation errors in the Pro-forma sheet for DISCOM sector.

7.2 Discrepancies in calculations in Pro-forma and Normalization sheets

We have verified Pro-forma sheet prepared by BEE for DISCOM sector. We found following discrepancy in Pro-forma sheet.

In baseline year DGVCL has not considered **EHT energy sales in A-6** of Form-input energy and the same considered in **Division wise losses Commercial/Industrial HT sales**, so that the same practice have been considered for the financial year 20- 21.

7.3 Document Verification

7.3.1 List of document verified with each parameter

Each of the parameter in Proforma is verified with the supporting document provided by the DISCOM. The DISCOM is using MRI Dumps & manual certification data, Open access certified by corporate office. Expenditure wing Report (HT & LT CGL) as base document for the data presented in the Form 'Division wise losses'.

7.3.2 Specific Percentage of Transmission and Distribution Losses

The details of % T&D Losses for the Baseline Year and the Assessment Year are presented below.

S. No	Particulars	Unit	Financial Year 2018-19	Financial Year 2020-21
1	Percentage of Transmission and Distribution losses	%	7.34	**7.54**

8. DOCUMENTATION (INCLUDED IN THE REPORT)

8.1 Annual Division wise and Category wise Consumers details Report

Authorised source of document for Circle wise and Category Wise Consumer details (985 PRT report) are enclosed as Annexure-1 to this report.

8.2 Annual Division wise and Category wise HT energy sales details Report

Authorised source of document for Circle wise and Category wise HT energy sales details (HT Revenue report CGL) are enclosed as Annexure-2 to this report.

8.3 Annual Division wise and Category wise LT energy sales details Report

Authorised source of document for Circle wise and Category wise LT energy sales details (LT Revenue report CGL) are enclosed as Annexure-3 to this report.

8.4 Annual Division wise and Category wise Ag-Unmetered energy sales details Report

Authorised source of document for Circle wise and Ag-Category unmetered energy sales details (Ag – Unmetered report) are enclosed as Annexure-4 to this report.

8.5 Annual Power Purchase Report

Authorised source of document for total power purchase details (GUVNL Purchase PPA report, Solar power generation reports) are enclosed as Annexure-5 to this report.

8.6 Annual Open Access Sales Report

Enclosed as Annexure-6 to this report

8.7 Work Order Copy

Copy of WO is attached as Annexure -7 to this report.

8.8 DT metering

DTC metering details attached as Annexure -8 to this report.

8.9 Major Finds and Suggestions

(i) From the data it was observed that the T&D Losses during the FY 2018-19 are 7.34% whereas during 2020-21 the losses increased to7.54% which indicates that the loses increased by a margin of 2.72%.

(ii) It is evident that DGVCL has not taken up any major ENCONs during 2019-20 to reduce the T&D Losses or the ENCON measures taken up in 2019-20 are not completed in the same FY and got extended to 2020-21.

(iii) During Lockdown period billing was done with 'N' status (Not reachable) as average units, after lockdown period actual reading was taken at that time Finical Year change in which those consumers have actual consumption less than the average consumption which given in previous Financial Year when lockdown started. Such Average consumption are adjusted in bill. Therefore, cumulative sales units indeed more compare in FY 20-21 sales units if there was no lockdown period. So, T&D would have been really low if COVID 19 epidemic had not occurred and average billing would not have been done.

(iv) Since 20-21 is highly critical year due to spread of COVID-19 and the functioning of most of the industries, organizations, Institutes etc got severely got affected (Not only during the lock down period but also during post lock down period), the efforts made by DGVCL are highly appreciable to have around 98% billing efficiency, 7.54% T&D Losses and 105% collection efficiency.

(v) Collection efficiency exceeded 100 % indicated that because of Covid – 19 no billing was done for mar 2020 (reading supposed to be taken 1st week of Apr – 20 but not taken due to complete lockdown) Hence, the collection for the year 20-21 accounted for 13 months instead of 12 months.

(vi) This energy audit report pertaining to the financial year 2020-21 is prepared based on the data provided by DGVCL and verification of documents submitted by DGVCL.

9. LIST OF ANNEXURES

9.1 Summary sheet

DGVCL performance summary sheet is enclosed as Annexure-9 to this report

9.2 Division wise losses (Signed)

Division wise losses form is enclosed in Annexure-10 to this report

9.3 Input energy form

DGVCL feeder wise input energy enclosed as Annexure-11 to this report

9.4 Other Documents

DGVCL infrastructure details such as feeder map are attached as an Annexure-12 to this report.

Annexure 1

Load & No. of Consumers

23 Categories

Dakshin Gujarat Vij Company Limited

MONTHLY FEEDER-WISE BILLING STATISTICS OVERALL REPORT(985PRT)

COM: 1 DGVCL CIR: All DIV: All SUB: All

PROCESSED ON: 07/05/2022 PERIOD: Mar,21 BILLED IN: APR,2021

DESC	A1 NRGP WW.MU	A2 NRGPN WW.NP	A3 PDC WW.PR	A4 RGPR	A5 RGPU	GLP SL.PR	GLP.SL SL.PU	GLP.SP TMP	LED UN	LTMD WW.GP	Total Total		
Total Consumers	42961	150811	1926	115	4237	17435	8949	1718	448	20639	3991234		
	439750	0	545906	1406235	1302967	0	0	7541	5932	26143	169	679	6673
Billed Consumers	42965	70249	811	102	2002	9239	6680	1018	0	20441	2152653		
	275627	0	312139	696755	685608	0	0	7467	3336	13276	159	547	4232
Single Phase	63	101	0	0	6	15036	6949	1350	0	9	3211197		
	326561	0	213436	1383372	1241651	0	0	5191	35	16303	7	60	1067
Three Phase	254	150643	1921	75	4218	2052	1936	353	0	4533	389000		
	107768	0	13085	22803	61180	0	0	2110	133	9766	140	506	5524
Poly Phase	1	67	5	40	13	346	64	15	0	16096	24096		
	5419	0	1317	52	129	0	0	240	1	74	22	113	82
Without Meter	42643	0	0	0	0	1	0	0	448	1	366939		
	2	0	318068	7	6	0	0	0	5763	0	0	0	0
Locked Consumers	0	2549	46	2	79	316	53	9	0	109	12757		
	2209	0	0	4632	2532	0	0	17	0	160	5	10	29
Faulty Consumers	0	12314	170	6	395	384	217	19	0	98	43984		
	1752	0	0	23913	2769	0	0	26	0	1841	5	11	64
Meter Change	0	1129	16	0	47	61	19	5	0	185	15359		
	1619	0	0	7250	4856	0	0	25	0	120	0	3	24
Zero Consumption	1	13756	186	35	699	2910	736	120	0	893	540936		
	51083	0	303253	85322	73581	0	0	1046	3335	3536	30	117	297
Assessed Units	0	59996622	899772	256263	754886	3477578	4540247	680697	0	283491119	897204364		
	279891356	0	0	94623948	145331388	0	0	5000486	0	11209869	404517	1996811	4648805
Adjustmnet Units	0	-2509325	-171201	0	12967	-150396	25484	1370	0	-1661054	-11854391		
	-2026298	0	291116	-3567574	-2622792	0	0	-4413	0	501471	46	34535	-8327
Total Units	0	57487297	728571	256263	767853	3327182	4565731	682067	0	281830065	885349973		
	277865058	0	291116	91056374	142708596	0	0	4996073	0	11711340	404563	2031346	4640478
Total Load	242320.5	884790.5	13364.5	4033.5	19059	62223.9	32134	5951.5	0	1398699	8927135.42		
	1895176.84	0	1030621.85	1281529.7	1806927.63	0	0	49517	29712.5	106210	4216.5	15508	45139
Billed Load	242344	418360.5	5999	3773.5	9790.5	47901.8	28130.5	4187	0	1384882.5	6377948.95		
	1565701.07	0	856969.45	646882.57	984008.56	0	0	48872.5	19129	60145.5	4150.5	14763	31957.5
Total Assessment	29301553.07	58778249.52	1107645.27	323109.11	552802.48	24202096.49	27509955.29	4644119.38	0	2145382044.04	6162277328.82		
	2167476307.83	0	7625982.22	549676915.14	960464598.98	0	0	63946911.41	1181705.26	63374995.62	2602931.91	20018215.53	34107190.27
Total Credit Adjustment	-546076.55	-4587158.3	-218356	-2167.09	-42200.81	-5878870.22	-438445.18	-142030.72	0	-22942685.97	-187496947.72		
	-30607592.73	0	-1785006.39	-36805872.6	-26644635.88	0	0	-807726.41	-11462.24	-55606639.34	-60349.07	-109146.57	-260525.65
Total Debit Adjustment	302564.98	38829204.86	415493.47	0	219319.57	382207.49	200171.11	25766.6	0	25747821.01	124715014.56		
	19585665.55	0	6195221.26	17667409.56	5434599.95	0	0	608741.54	131833.26	8502556.06	296.7	203020.35	263121.24

S.E. (DSM)
DGVCL, Surat.

Dakshin Gujarat Vij Company Limited

MONTHLY FEEDER-WISE BILLING STATISTICS OVERALL REPORT(985PRT)

COM: 1 DGVCL **CIR:** 21 SURAT O&M **DIV:** 21 SURAT O&M **SUB:** All

PROCESSED ON: 07/05/2022 **PERIOD:** Mar,21 **BILLED IN:** APR,2021

DESC	A1 NRGP WW.MU	A2 NRGPN WW.NP	A3 PDC WW.PR	A4 RGPR	A5 RGPU	GLP SL.PR	GLP.SL SL.PU	GLP.SP TMP	LED UN	LTMD WW.GP	Total Total		
Total Consumers	1088	1130	17	0	140	178	721	242	0	2984	321637		
	54903	0	21362	18683	217659	0	0	576	389	70	20	0	1475
Billed Consumers	1088	481	15	0	40	116	614	152	0	2959	183217		
	36985	0	14556	14561	109671	0	0	588	248	38	13	0	1092
Single Phase	1	0	0	0	0	104	520	222	0	0	277744		
	38076	0	5297	18604	214471	0	0	303	0	4	3	0	139
Three Phase	2	1130	17	0	140	57	199	20	0	309	22844		
	15324	0	725	79	3181	0	0	245	1	65	17	0	1333
Poly Phase	0	0	0	0	0	17	2	0	0	2675	4265		
	1503	0	30	0	6	0	0	28	0	1	0	0	3
Without Meter	1085	0	0	0	0	0	0	0	0	0	16783		
	0	0	15310	0	0	0	0	0	388	0	0	0	0
Locked Consumers	0	28	1	0	4	4	4	1	0	2	466		
	165	0	0	28	221	0	0	2	0	2	1	0	3
Faulty Consumers	0	48	1	0	1	2	7	1	0	12	586		
	140	0	0	46	316	0	0	2	0	1	0	0	9
Meter Change	0	5	0	0	1	2	2	1	0	31	758		
	236	0	0	15	460	0	0	0	0	0	0	0	5
Zero Consumption	0	185	12	0	29	21	25	11	0	76	29310		
	5612	0	14245	2423	6314	0	0	63	248	4	2	0	40
Assessed Units	0	294661	3149	0	7301	119784	431839	58921	0	76099129	162339730		
	57874828	0	0	2289912	23181795	0	0	502642	0	157750	21090	0	1296929
Adjustmnet Units	0	0	0	0	0	0	2375	0	0	123770	-72335		
	99525	0	11379	-255	-309415	0	0	0	0	0	46	0	240
Total Units	0	294661	3149	0	7301	119784	434214	58921	0	76222899	162267395		
	57974353	0	11379	2289657	22872380	0	0	502642	0	157750	21136	0	1297169
Total Load	5371.5	6547	93.5	0	675.5	1789	3060	405	0	220392	864552.5		
	286233.5	0	59220	18384	246721	0	0	4754	2207.5	721.5	138.5	0	7839
Billed Load	5371.5	2920	83.5	0	169	1446.5	2757.5	277.5	0	218377	696247		
	257977	0	52738.5	14119	126453.5	0	0	4726.5	2142	520	100	0	6068
Total Assessment	742056.39	329387.26	6948.04	0	6615.88	802326.95	2563784.63	412119.69	0	555063601.78	1177776487.69		
	436601335.76	0	578730.7	13447882.57	150049563.73	0	0	6308945.85	281239.46	804329.49	193539.84	0	9584079.67
Total Credit Adjustment	-14553.38	-34479.84	0	0	-324.06	-45900.9	-27957.68	-66.18	0	-2054659.4	-8590590.95		
	-1779446.8	0	-307074.92	-35910.34	-3386302.36	0	0	-13145.98	-37.61	-868311.97	-21969.55	0	-449.98
Total Debit Adjustment	0	0	0	0	0	0	13561.25	0	0	6325687.16	13496282.94		

SE (DSM)
DGVCL, Surat.

Dakshin Gujarat Vij Company Limited

MONTHLY FEEDER-WISE BILLING STATISTICS OVERALL REPORT(985PRT)

COM: 1 DGVCL **CIR:** 21 SURAT O&M **DIV:** 24 VYARA O&M **SUB:** All

PROCESSED ON: 07/05/2022 **PERIOD:** Mar,21 **BILLED IN:** APR,2021

DESC	A1 NRGP WW.MU	A2 NRGPN WW.NP	A3 PDC WW.PR	A4 RGPR	A5 RGPU	GLP SL.PR	GLP.SL SL.PU	GLP.SP TMP	LED UN	LTMD WW.GP	Total Total		
Total Consumers	3844	29207	472	48	168	1743	221	95	448	173	259281		
	12720	0	66133	114876	24309	0	0	235	109	4172	19	31	258
Billed Consumers	3844	11570	188	44	84	858	146	69	0	171	132965		
	6853	0	35714	55103	15855	0	0	246	61	1941	18	31	169
Single Phase	13	21	0	0	0	1646	200	60	0	0	183749		
	10264	0	30650	114277	23603	0	0	204	2	2756	0	2	51
Three Phase	16	29177	468	34	157	84	21	35	0	47	36226		
	2391	0	830	598	704	0	0	28	0	1414	14	15	193
Poly Phase	0	9	4	14	11	12	0	0	0	126	309		
	65	0	26	1	2	0	0	3	1	2	5	14	14
Without Meter	3815	0	0	0	0	1	0	0	448	0	38997		
	0	0	34627	0	0	0	0	0	106	0	0	0	0
Locked Consumers	0	18	1	1	2	13	1	1	0	0	297		
	21	0	0	172	55	0	0	0	0	10	0	0	2
Faulty Consumers	0	2702	76	4	23	136	9	3	0	0	8440		
	126	0	0	4765	99	0	0	0	0	479	0	1	17
Meter Change	0	190	1	0	0	5	0	0	0	0	706		
	48	0	0	371	76	0	0	0	0	14	0	0	1
Zero Consumption	0	1479	24	10	18	254	22	12	0	23	45698		
	1225	0	34563	5054	2467	0	0	43	61	408	4	10	21
Assessed Units	0	9147225	184588	166560	62797	193398	144418	56322	0	821666	23353255		
	2639703	0	0	5365368	2389683	0	0	130030	0	1448526	91654	207469	303848
Adjustmnet Units	0	53134	5244	0	0	0	0	0	0	0	174538		
	7975	0	3231	-79800	1	0	0	0	0	192831	0	0	-8078
Total Units	0	9200359	189832	166560	62797	193398	144418	56322	0	821666	23527793		
	2647678	0	3231	5285568	2389684	0	0	130030	0	1641357	91654	207469	295770
Total Load	21019	123509.5	2799	1657.5	1718	2600.5	556.5	394	0	12280	376683.74		
	37740.5	0	48601.5	77090.24	27179.5	0	0	1178.5	285.5	12701	1010	1273.5	3089.5
Billed Load	21019	53952	1429.5	1572.5	1324.5	1760.5	397	313	0	12145	225143.24		
	25475.5	0	36971	38062.24	17973	0	0	1172.5	146	6521	995	1273.5	2640.5
Total Assessment	2609428.68	8272936.39	232659.51	194812.72	40445.27	1304754.95	853034.57	380593.12	0	7357234.51	102172860.79		
	22495930.18	0	158377.33	28975001.07	15667501.14	0	0	1649023.56	6115.61	8255141.23	561575.14	1044068.43	2114227.38
Total Credit Adjustment	-48199.23	-70710.15	-6436.19	0	-54.02	-782702.28	-36977.37	-12.93	0	-288.77	-9502192.88		
	-114477	0	-120928.73	-897050.56	-77450.79	0	0	0	-66.51	-7291527.64	-3404.45	-260.98	-51645.28

S.E. (DSM)
DGVCL, Surat.

Dakshin Gujarat Vij Company Limited

MONTHLY FEEDER-WISE BILLING STATISTICS OVERALL REPORT(985PRT)

COM: 1 DGVCL **CIR:** 21 SURAT O&M **DIV:** 27 BARDOLI O&M **SUB:** All

PROCESSED ON: 07/05/2022 **PERIOD:** Mar,21 **BILLED IN:** APR,2021

DESC	A1 NRGP WW.MU	A2 NRGPN WW.NP	A3 PDC WW.PR	A4 RGPR	A5 RGPU	GLP SL.PR	GLP.SL SL.PU	GLP.SP TMP	LED UN	LTMD WW.GP	Total Total		
Total Consumers	8053	26241	295	19	166	2008	510	64	0	279	272373		
	19614	0	59047	123641	27836	0	0	325	425	3382	3	59	406
Billed Consumers	8053	11898	58	17	87	981	318	40	0	278	141302		
	12056	0	29804	56883	18421	0	0	345	214	1576	3	59	211
Single Phase	23	12	0	0	0	1816	448	51	0	0	189750		
	15835	0	22274	120391	26193	0	0	257	5	2340	0	2	103
Three Phase	26	26225	295	14	166	168	62	13	0	86	37979		
	3695	0	881	3243	1642	0	0	63	17	1037	2	47	297
Poly Phase	0	4	0	5	0	24	0	0	0	193	383		
	84	0	39	6	1	0	0	5	0	5	1	10	6
Without Meter	8004	0	0	0	0	0	0	0	0	0	44260		
	0	0	35853	0	0	0	0	0	403	0	0	0	0
Locked Consumers	0	752	16	0	7	23	0	0	0	1	1335		
	148	0	0	292	85	0	0	1	0	7	0	1	2
Faulty Consumers	0	1951	9	0	14	43	26	0	0	1	5875		
	137	0	0	3342	117	0	0	1	0	227	0	0	7
Meter Change	0	99	2	0	0	0	0	0	0	6	494		
	41	0	0	274	67	0	0	3	0	0	0	0	2
Zero Consumption	0	1982	13	7	15	387	33	8	0	16	43841		
	2158	0	28985	6591	2937	0	0	56	214	410	1	6	22
Assessed Units	0	9960272	40170	37738	54776	250701	208541	23684	0	1804951	30125507		
	4620554	0	0	7748399	3222677	0	0	307603	0	1389554	13452	223493	218942
Adjustmnet Units	0	67412	1339	0	0	12771	0	0	0	935	-234532		
	-396495	0	5898	73687	-3897	0	0	0	0	3818	0	0	0
Total Units	0	10027684	41509	37738	54776	263472	208541	23684	0	1805886	29890975		
	4224059	0	5898	7822086	3218780	0	0	307603	0	1393372	13452	223493	218942
Total Load	45119	147057	2027.5	444	862	5270	1108.5	252.5	0	18956	520228.5		
	55304.5	0	59743.5	123157	42126.5	0	0	1421.5	1692	11652	110	1125	2800
Billed Load	45119	67106	518	421.5	428.5	3498	890	157	0	18881	321058		
	40750	0	42806.5	58031	30245.5	0	0	1918.5	984	6142	110	1125	1926.5
Total Assessment	5382959.63	9634915.96	75896.19	42748.91	36380.48	1808577.88	1257575.04	162168.57	0	15767115.73	153802764.52		
	38701835.78	0	339546.14	45935915.63	21183301.43	0	0	3560701.88	48608.87	7102266.86	81701.33	1121205.01	1559343.2
Total Credit Adjustment	-114903.46	-502401.75	-11516.95	0	-1151.88	-429023.99	-4110.23	-9616.76	0	-7.72	-13138187.71		
	-3357581.36	0	-122901.08	-1295574.28	-202943.61	0	0	-2713.2	-27.34	-6963532.73	0	-94792.93	-25388.44

S.E. (DSM)
DGVCL, Surat.

Dakshin Gujarat Vij Company Limited

MONTHLY FEEDER-WISE BILLING STATISTICS OVERALL REPORT(985PRT)

COM: 1 DGVCL **CIR:** 21 SURAT O&M **DIV:** 29 KADODARA **SUB:** All

PROCESSED ON: 07/05/2022 **PERIOD:** Mar,21 **BILLED IN:** APR,2021

DESC	A1 NRGP WW.MU	A2 NRGPN WW.NP	A3 PDC WW.PR	A4 RGPR	A5 RGPU	GLP SL.PR	GLP.SL SL.PU	GLP.SP TMP	LED UN	LTMD WW.GP	Total Total		
Total Consumers	6097	7091	404	7	32	831	459	219	0	3597	296682		
	36777	0	43424	147062	47654	0	0	867	1010	718	26	32	375
Billed Consumers	6097	2844	165	6	18	444	250	135	0	3538	162468		
	23857	0	27240	69757	26270	0	0	858	299	413	26	29	222
Single Phase	4	3	0	0	0	610	416	145	0	0	231511		
	27349	0	12374	142975	47029	0	0	471	1	58	0	0	76
Three Phase	8	7083	404	3	32	195	43	71	0	863	24563		
	8440	0	1315	4081	625	0	0	392	6	656	26	30	290
Poly Phase	0	5	0	4	0	26	0	3	0	2733	4202		
	988	0	420	4	0	0	0	4	0	4	0	2	9
Without Meter	6085	0	0	0	0	0	0	0	0	1	36406		
	0	0	29315	2	0	0	0	0	1003	0	0	0	0
Locked Consumers	0	48	11	0	0	10	3	0	0	5	719		
	155	0	0	328	150	0	0	0	0	5	0	1	3
Faulty Consumers	0	321	22	0	3	9	24	1	0	20	2212		
	219	0	0	1448	113	0	0	4	0	21	2	0	5
Meter Change	0	18	1	0	0	2	2	0	0	27	418		
	83	0	0	234	47	0	0	2	0	2	0	0	0
Zero Consumption	0	1158	55	0	5	121	32	15	0	163	53635		
	5574	0	26313	14257	5409	0	0	122	298	81	2	5	25
Assessed Units	0	1589796	177733	7345	4588	426728	230132	104971	0	71689165	123187949		
	30523036	0	0	12046019	4542342	0	0	450535	0	1022610	61776	57741	253432
Adjustmnet Units	0	2461	0	0	0	-62548	0	0	0	-39882	-2213798		
	-957160	0	24336	-835211	-345794	0	0	0	0	0	0	0	0
Total Units	0	1592257	177733	7345	4588	364180	230132	104971	0	71649283	120974151		
	29565876	0	24336	11210808	4196548	0	0	450535	0	1022610	61776	57741	253432
Total Load	36762	49228.5	2722	285	180.5	4813	1287	1111	0	257039	931253		
	179525.5	0	154042	173088	51727	0	0	4625	4641.5	5985	314.5	555.5	3321
Billed Load	36762	18163	1079.5	235	99.5	3890	835	730.5	0	252556	735977		
	151796	0	140695	84603	29681	0	0	4558	3815.5	3461.5	314.5	458	2244
Total Assessment	4606663.22	1812788.13	204884.67	10618.42	2805.39	2818748.25	1453465.01	707950.19	0	526918657.92	886476928		
	229224463.95	0	776786.73	73998361.05	29956594.73	0	0	5941150.95	267843.2	5232990.07	382305.77	310417	1849433.35
Total Credit Adjustment	-114257.84	-47704.53	-16023.83	0	-7.17	-735761.14	-21081.1	-29859.68	0	-1561459.85	-25621857.78		
	-8101188.94	0	-18249.51	-7186737.15	-2903723.92	0	0	-2713.2	-88.76	-4882292.6	-321.63	-186.22	-200.71

S.E. (DSM)
DGVCL, Surat.

Dakshin Gujarat Vij Company Limited

MONTHLY FEEDER-WISE BILLING STATISTICS OVERALL REPORT(985PRT)

COM: 1 DGVCL **CIR:** 34 VALSAD O&M **DIV:** 21 NAVSARI O&M **SUB:** All

PROCESSED ON: 07/05/2022 **PERIOD:** Mar,21 **BILLED IN:** APR,2021

DESC	A1 NRGP WW.MU	A2 NRGPN WW.NP	A3 PDC WW.PR	A4 RGPR	A5 RGPU	GLP SL.PR	GLP.SL SL.PU	GLP.SP TMP	LED UN	LTMD WW.GP	Total Total		
Total Consumers	6562	23926	91	13	868	2506	976	106	0	558	307460		
	15358	0	50455	193807	6279	0	0	514	292	4732	2	23	392
Billed Consumers	6563	11081	34	9	263	1292	513	58	0	554	162797		
	9551	0	29496	95020	5021	0	0	519	167	2389	2	20	245
Single Phase	4	16	0	0	0	2287	948	82	0	0	238876		
	12241	0	22298	191335	5977	0	0	477	3	3131	0	0	77
Three Phase	40	23905	91	9	868	179	25	23	0	270	33624		
	3050	0	454	2464	301	0	0	32	3	1582	2	19	307
Poly Phase	0	5	0	4	0	40	3	1	0	288	466		
	67	0	14	7	1	0	0	5	0	19	0	4	8
Without Meter	6518	0	0	0	0	0	0	0	0	0	34494		
	0	0	27689	1	0	0	0	0	286	0	0	0	0
Locked Consumers	0	175	0	0	7	15	3	0	0	0	538		
	60	0	0	250	11	0	0	1	0	13	0	0	3
Faulty Consumers	0	2039	9	1	20	28	20	3	0	2	4198		
	56	0	0	1879	12	0	0	1	0	123	0	0	5
Meter Change	0	189	0	0	11	16	2	0	0	4	2236		
	127	0	0	1839	6	0	0	2	0	37	0	0	3
Zero Consumption	0	1493	7	2	56	343	70	10	0	67	44483		
	1734	0	28658	10429	793	0	0	99	167	518	2	2	33
Assessed Units	0	6032007	26773	28756	93330	300245	197404	19446	0	1929248	23925350		
	3212358	0	0	9454639	654113	0	0	109765	0	1622221	0	63042	182003
Adjustmnet Units	0	25588	0	0	-1680	0	0	0	0	34099	-97127		
	2382	0	-416	-157100	0	0	0	0	0	0	0	0	0
Total Units	0	6057595	26773	28756	91650	300245	197404	19446	0	1963347	23828223		
	3214740	0	-416	9297539	654113	0	0	109765	0	1622221	0	63042	182003
Total Load	30239	110348.5	651.5	415	3210.5	6314.3	1485	358.5	0	39115	466539.07		
	45150.75	0	49779.5	147134.02	6984	0	0	1600.5	1390.5	19055	35	468	2804.5
Billed Load	30242	49953	236	350	981	4731.8	963	178.5	0	38867.5	290668.6		
	33865.21	0	36823.5	72641.09	4662	0	0	1662	918.5	11131.5	35	454	1973
Total Assessment	3399752.99	5797160.86	31110.15	29655.03	59659.62	2062199.59	1244349.26	135903.85	0	18804065.67	125418706.57		

S.E. (DSM)
DGVCL, Surat

Dakshin Gujarat Vij Company Limited

MONTHLY FEEDER-WISE BILLING STATISTICS OVERALL REPORT(985PRT)

COM: 1 DGVCL **CIR:** 34 VALSAD O&M **DIV:** 22 VAPI O&M **SUB:** All

PROCESSED ON: 07/05/2022 **PERIOD:** Mar,21 **BILLED IN:** APR,2021

DESC	A1 NRGP WW.MU	A2 NRGPN WW.NP	A3 PDC WW.PR	A4 RGPR	A5 RGPU	GLP SL.PR	GLP.SL SL.PU	GLP.SP TMP	LED UN	LTMD WW.GP	Total Total		
Total Consumers	1886	10492	5	18	1037	1932	373	28	0	742	318971		
	30376	0	22674	170642	74355	0	0	737	312	3228	4	58	72
Billed Consumers	1886	5344	2	17	595	1009	317	15	0	734	169764		
	17239	0	11704	88151	40242	0	0	717	132	1544	4	58	54
Single Phase	8	13	0	0	1	1712	310	17	0	0	275473		
	25925	0	6531	168146	69918	0	0	598	10	2263	0	2	19
Three Phase	27	10479	5	9	1035	197	61	10	0	327	25162		
	4389	0	506	2491	4425	0	0	126	15	962	4	42	52
Poly Phase	0	0	0	9	1	23	2	1	0	415	587		
	62	0	26	5	12	0	0	13	0	3	0	14	1
Without Meter	1851	0	0	0	0	0	0	0	0	0	17749		
	0	0	15611	0	0	0	0	0	287	0	0	0	0
Locked Consumers	0	117	0	0	8	36	2	0	0	4	1064		
	134	0	0	595	144	0	0	1	0	21	0	1	1
Faulty Consumers	0	1152	0	0	134	70	25	0	0	13	9037		
	264	0	0	6175	806	0	0	8	0	382	1	3	4
Meter Change	0	66	0	0	7	5	0	0	0	10	787		
	94	0	0	455	144	0	0	4	0	2	0	0	0
Zero Consumption	0	1536	1	13	261	308	41	1	0	33	28927		
	3445	0	11056	7550	3960	0	0	101	132	460	3	19	7
Assessed Units	0	2236166	48	7249	123545	316699	149516	13615	0	4728359	34608312		
	5660157	0	0	11407121	8414192	0	0	404662	0	859682	1100	231065	55136
Adjustmnet Units	0	-95200	0	0	4552	9042	0	0	0	4841	-18160		
	16748	0	252	102411	-96003	0	0	662	0	0	0	34535	0
Total Units	0	2140966	48	7249	128097	325741	149516	13615	0	4733200	34590152		
	5676905	0	252	11509532	8318189	0	0	405324	0	859682	1100	265600	55136
Total Load	6594	37475	21.5	865	3662.5	5409	959.5	145.5	0	46004.5	484012.57		
	74126	0	36952.5	147157.68	108865.39	0	0	3213	861.5	9420.5	55	1766	458.5
Billed Load	6594	19123	8	835	2095	4193.5	844.5	111	0	45568.5	305500.07		
	51329	0	27942	82618.68	53665.89	0	0	3145	324.5	4868.5	55	1766	413
Total Assessment	842208.91	2350621.11	358.44	23413.71	86534.04	2311826.81	936336.22	88312.25	0	40224515.43	230986708.71		

S.E. (DSM)
DGVCL, Surat.

Dakshin Gujarat Vij Company Limited

MONTHLY FEEDER-WISE BILLING STATISTICS OVERALL REPORT(985PRT)

COM: 1 DGVCL **CIR:** 34 VALSAD O&M **DIV:** 23 VAPI IND. O&M **SUB:** All

PROCESSED ON: 07/05/2022 **PERIOD:** Mar,21 **BILLED IN:** APR,2021

DESC	A1 NRGP WW.MU	A2 NRGPN WW.NP	A3 PDC WW.PR	A4 RGPR	A5 RGPU	GLP SL.PR	GLP.SL SL.PU	GLP.SP TMP	LED UN	LTMD WW.GP	Total Total		
Total Consumers	911	1078	11	2	171	525	300	24	0	2193	142169		
	17614	0	27087	65376	25972	0	0	254	108	533	0	8	2
Billed Consumers	912	425	6	2	67	233	219	19	0	2195	76890		
	12858	0	15783	30225	13392	0	0	241	57	248	0	8	0
Single Phase	1	4	0	0	1	478	214	6	0	1	119408		
	14036	0	15449	64268	24448	0	0	176	4	322	0	0	0
Three Phase	2	1074	11	1	170	33	53	18	0	569	9194		
	3449	0	894	1107	1513	0	0	72	11	210	0	5	2
Poly Phase	0	0	0	1	0	14	33	0	0	1623	2027		
	129	0	205	1	11	0	0	6	0	1	0	3	0
Without Meter	908	0	0	0	0	0	0	0	0	0	11540		
	0	0	10539	0	0	0	0	0	93	0	0	0	0
Locked Consumers	0	4	0	0	0	5	0	0	0	38	268		
	131	0	0	41	45	0	0	2	0	2	0	0	0
Faulty Consumers	0	18	0	0	5	7	4	1	0	8	851		
	82	0	0	595	110	0	0	1	0	20	0	0	0
Meter Change	0	1	0	0	2	0	1	0	0	14	289		
	62	0	0	149	59	0	0	1	0	0	0	0	0
Zero Consumption	0	345	6	1	46	103	82	5	0	77	22879		
	2473	0	15110	2983	1414	0	0	45	57	129	0	3	0
Assessed Units	0	49275	0	755	14511	91259	143383	20121	0	15274921	28990732		
	5023202	0	0	4920230	3149278	0	0	112067	0	141750	0	49980	0
Adjustmnet Units	0	0	0	0	0	0	0	0	0	-35201	172432		
	38715	0	13161	150631	11612	0	0	-6486	0	0	0	0	0
Total Units	0	49275	0	755	14511	91259	143383	20121	0	15239720	29163164		
	5061917	0	13161	5070861	3160890	0	0	105581	0	141750	0	49980	0
Total Load	3428.5	3868	37	142	644.5	1625.5	2357	187.5	0	136296	402774		
	61522	0	83873	61796.5	42188.5	0	0	1508.5	371	2500.5	0	403.5	24.5
Billed Load	3431.5	1563	20	142	266	1214	2197	177	0	136386.5	333072		
	54048	0	75132	32604	22550	0	0	1349	235	1353.5	0	403.5	0
Total Assessment	469353.48	119416.89	800	4183.33	9331.62	633813.17	864622.55	138509.6	0	125912981.68	226788197.17		

S.E. (DSM)
DGVCL, Surat.

Dakshin Gujarat Vij Company Limited

MONTHLY FEEDER-WISE BILLING STATISTICS OVERALL REPORT(985PRT)

COM: 1 DGVCL **CIR:** 34 VALSAD O&M **DIV:** 24 VALSAD O&M **SUB:** All

PROCESSED ON: 07/05/2022 **PERIOD:** Mar,21 **BILLED IN:** APR,2021

DESC	A1 NRGP WW.MU	A2 NRGPN WW.NP	A3 PDC WW.PR	A4 RGPR	A5 RGPU	GLP SL.PR	GLP.SL SL.PU	GLP.SP TMP	LED UN	LTMD WW.GP	Total Total		
Total Consumers	5031	16314	104	0	826	1162	557	54	0	660	191124		
	16349	0	10328	120020	16303	0	0	484	144	2637	2	23	126
Billed Consumers	5031	8102	58	0	444	600	270	38	0	658	100653		
	9102	0	5957	58014	10452	0	0	488	81	1234	2	23	99
Single Phase	2	10	0	0	0	1065	534	45	0	0	154277		
	12885	0	3726	118572	15611	0	0	436	2	1356	1	0	32
Three Phase	24	16304	104	0	826	80	23	8	0	130	24670		
	3339	0	268	1440	690	0	0	41	8	1272	1	18	94
Poly Phase	0	0	0	0	0	17	0	1	0	530	731		
	125	0	29	6	2	0	0	7	0	9	0	5	0
Without Meter	5005	0	0	0	0	0	0	0	0	0	11446		
	0	0	6305	2	0	0	0	0	134	0	0	0	0
Locked Consumers	0	511	2	0	19	15	2	0	0	8	945		
	81	0	0	256	28	0	0	2	0	21	0	0	0
Faulty Consumers	0	1946	10	0	147	18	12	1	0	3	3121		
	61	0	0	752	22	0	0	1	0	147	0	0	1
Meter Change	0	279	3	0	21	18	1	0	0	6	2147		
	59	0	0	1668	39	0	0	1	0	52	0	0	0
Zero Consumption	0	1389	17	0	105	133	50	6	0	44	14976		
	1455	0	5635	4440	1224	0	0	43	81	337	2	5	10
Assessed Units	0	4306591	16708	0	124455	124322	117861	23344	0	3208802	21392963		
	3465552	0	0	7486876	1547281	0	0	106720	0	741357	0	79337	43757
Adjustmnet Units	0	101156	0	0	-1260	0	0	0	0	37729	143926		
	11323	0	1427	85233	-91682	0	0	0	0	0	0	0	0
Total Units	0	4407747	16708	0	123195	124322	117861	23344	0	3246531	21536889		
	3476875	0	1427	7572109	1455599	0	0	106720	0	741357	0	79337	43757
Total Load	17812	59471.5	457	0	2841	2898.1	829	216	0	35602.5	323250.1		
	51037.83	0	22892.5	95912.67	20455.5	0	0	1764	472	9136	36	844.5	572
Billed Load	17812	29955.5	256.5	0	1528.5	2248.5	479.5	190.5	0	35404.5	210379.09		
	39595.53	0	18626.5	45984.56	10116.5	0	0	1805	287	4752	36	844.5	456

S.E. (DSM)
DGVCL, Surat.

Dakshin Gujarat Vij Company Limited

MONTHLY FEEDER-WISE BILLING STATISTICS OVERALL REPORT(985PRT)

COM: 1 DGVCL **CIR:** 34 VALSAD O&M **DIV:** 25 VALSAD CITY O&M **SUB:** All

PROCESSED ON: 07/05/2022 **PERIOD:** Mar,21 **BILLED IN:** APR,2021

DESC	A1 NRGP WW.MU	A2 NRGPN WW.NP	A3 PDC WW.PR	A4 RGPR	A5 RGPU	GLP SL.PR	GLP.SL SL.PU	GLP.SP TMP	LED UN	LTMD WW.GP	Total Total		
Total Consumers	602	1194	9	0	201	337	293	33	0	396	115812		
	13743	0	13357	42204	42722	0	0	378	22	251	0	19	51
Billed Consumers	602	602	3	0	40	191	218	21	0	393	70523		
	9605	0	8774	22425	27015	0	0	383	6	180	0	19	46
Single Phase	0	0	0	0	1	250	256	22	0	1	96917		
	10868	0	4484	40365	40205	0	0	318	0	134	0	0	13
Three Phase	37	1193	9	0	200	78	37	10	0	89	9548		
	2838	0	487	1830	2513	0	0	58	0	116	0	16	37
Poly Phase	0	1	0	0	0	9	0	1	0	306	397		
	37	0	23	9	4	0	0	2	0	1	0	3	1
Without Meter	565	0	0	0	0	0	0	0	0	0	8950		
	0	0	8363	0	0	0	0	0	22	0	0	0	0
Locked Consumers	0	19	0	0	0	9	0	1	0	1	500		
	201	0	0	97	166	0	0	0	0	6	0	0	0
Faulty Consumers	0	20	0	0	3	0	3	1	0	1	192		
	55	0	0	62	44	0	0	1	0	1	0	1	0
Meter Change	0	9	0	0	1	1	0	0	0	4	708		
	53	0	0	404	235	0	0	0	0	0	0	0	1
Zero Consumption	0	194	2	0	32	49	14	2	0	17	18758		
	1789	0	8302	4239	4010	0	0	44	6	41	0	8	9
Assessed Units	0	141171	50	0	847	109359	127612	9793	0	2288484	13726081		
	3003873	0	0	3315802	4361521	0	0	89771	0	136295	0	93247	48256
Adjustmnet Units	0	0	0	0	0	0	0	0	0	0	25520		
	6299	0	173	23170	-4122	0	0	0	0	0	0	0	0
Total Units	0	141171	50	0	847	109359	127612	9793	0	2288484	13751601		
	3010172	0	173	3338972	4357399	0	0	89771	0	136295	0	93247	48256
Total Load	2058.5	4332.5	29	0	675	2140	783	180	0	23525.5	229061.42		
	40333.26	0	28513	55506.42	67272.24	0	0	1330	155	1135	0	714.5	378.5
Billed Load	2058.5	2255	9	0	122	1816.5	691.5	142.5	0	23305.5	163823.5		
	32054.83	0	22561.5	34679	40724.17	0	0	1354.5	104	877.5	0	714.5	353
Total Assessment	243800.05	182160.24	400.76	0	1201.1	724700.47	766772.39	69005.3	0	19052890.68	98231396.38		
	25662011.81	0	15612.2	20004174.23	28423365.35	0	0	1415453.99	6388.78	701447.59	0	618329.26	343682.18
Total Credit Adjustment	-3017.34	-771.1	0	0	-456.28	-90963.54	-7552.58	-14238.11	0	-122085.99	-1640505.75		
	-339546.52	0	-45701.51	-207629.33	-251921.64	0	0	-35181.05	-1157.75	-515640.71	0	-902.3	-3740

S.E. (O&M)
DGVCL, Surat.

Dakshin Gujarat Vij Company Limited

MONTHLY FEEDER-WISE BILLING STATISTICS OVERALL REPORT(985PRT)

COM: 1 DGVCL **CIR:** 34 VALSAD O&M **DIV:** 21 NAVSARI O&M **SUB:** All

PROCESSED ON: 07/05/2022 **PERIOD:** Mar,21 **BILLED IN:** APR,2021

DESC	A1 NRGP WW.MU	A2 NRGPN WW.NP	A3 PDC WW.PR	A4 RGPR	A5 RGPU	GLP SL.PR	GLP.SL SL.PU	GLP.SP TMP	LED UN	LTMD WW.GP	Total Total		
Total Consumers	6562	23926	91	13	868	2506	976	106	0	558	307460		
	15358	0	50455	193807	6279	0	0	514	292	4732	2	23	392
Billed Consumers	6563	11081	34	9	263	1292	513	58	0	554	162797		
	9551	0	29496	95020	5021	0	0	519	167	2389	2	20	245
Single Phase	4	16	0	0	0	2287	948	82	0	0	238876		
	12241	0	22298	191335	5977	0	0	477	3	3131	0	0	77
Three Phase	40	23905	91	9	868	179	25	23	0	270	33624		
	3050	0	454	2464	301	0	0	32	3	1582	2	19	307
Poly Phase	0	5	0	4	0	40	3	1	0	288	466		
	67	0	14	7	1	0	0	5	0	19	0	4	8
Without Meter	6518	0	0	0	0	0	0	0	0	0	34494		
	0	0	27689	1	0	0	0	0	286	0	0	0	0
Locked Consumers	0	175	0	0	7	15	3	0	0	0	538		
	60	0	0	250	11	0	0	1	0	13	0	0	3
Faulty Consumers	0	2039	9	1	20	28	20	3	0	2	4198		
	56	0	0	1879	12	0	0	1	0	123	0	0	5
Meter Change	0	189	0	0	11	16	2	0	0	4	2236		
	127	0	0	1839	6	0	0	2	0	37	0	0	3
Zero Consumption	0	1493	7	2	56	343	70	10	0	67	44483		
	1734	0	28658	10429	793	0	0	99	167	518	2	2	33
Assessed Units	0	6032007	26773	28756	93330	300245	197404	19446	0	1929248	23925350		
	3212358	0	0	9454639	654113	0	0	109765	0	1622221	0	63042	182003
Adjustmnet Units	0	25588	0	0	-1680	0	0	0	0	34099	-97127		
	2382	0	-416	-157100	0	0	0	0	0	0	0	0	0
Total Units	0	6057595	26773	28756	91650	300245	197404	19446	0	1963347	23828223		
	3214740	0	-416	9297539	654113	0	0	109765	0	1622221	0	63042	182003
Total Load	30239	110348.5	651.5	415	3210.5	6314.3	1485	358.5	0	39115	466539.07		
	45150.75	0	49779.5	147134.02	6984	0	0	1600.5	1390.5	19055	35	468	2804.5
Billed Load	30242	49953	236	350	981	4731.8	963	178.5	0	38867.5	290668.6		
	33865.21	0	36823.5	72641.09	4662	0	0	1662	918.5	11131.5	35	454	1973
Total Assessment	3399752.99	5797160.86	31110.15	29655.03	59659.62	2062199.59	1244349.26	135903.85	0	18804065.67	125418706.57		
	27526340.74	0	104402.43	49902027.53	4147168.91	0	0	1718309.13	44411.49	8761738.28	734.36	325512.44	1324204.24
Total Credit Adjustment	-81329.57	-98312.79	-52.52	-391.09	-2810.34	-618883.52	-426.12	-1138.28	0	-180001.73	-9838621.53		
	-274826.93	0	-117819.8	-1357201.96	-23925.4	0	0	-4011.14	-144.44	-7072485.32	-49.09	-19.24	-4792.25

S.E. (DSM)
DGVCL, Surat.

Dakshin Gujarat Vij Company Limited

MONTHLY FEEDER-WISE BILLING STATISTICS OVERALL REPORT(985PRT)

COM: 1 DGVCL **CIR:** 35 BHARUCH O&M **DIV:** 21 BHARUCH O&M **SUB:** All

PROCESSED ON: 07/05/2022 **PERIOD:** Mar,21 **BILLED IN:** APR,2021

DESC	A1 NRGP WW.MU	A2 NRGPN WW.NP	A3 PDC WW.PR	A4 RGPR	A5 RGPU	GLP SL.PR	GLP.SL SL.PU	GLP.SP TMP	LED UN	LTMD WW.GP	Total Total		
Total Consumers	1472	4212	83	4	240	1393	413	64	0	399	184782		
	13463	0	26614	117996	17361	0	0	281	78	548	0	29	132
Billed Consumers	1473	1468	45	3	155	790	256	27	0	396	96648		
	8271	0	14088	59499	9423	0	0	274	59	328	0	29	64
Single Phase	3	2	0	0	0	1163	315	53	0	1	162904		
	11136	0	16077	116796	17187	0	0	98	0	29	0	9	35
Three Phase	15	4202	83	4	239	208	98	10	0	268	10088		
	2277	0	565	1192	174	0	0	148	0	507	0	14	84
Poly Phase	0	8	0	0	1	22	0	1	0	130	342		
	50	0	57	7	0	0	0	35	0	12	0	6	13
Without Meter	1454	0	0	0	0	0	0	0	0	0	11448		
	0	0	9915	1	0	0	0	0	78	0	0	0	0
Locked Consumers	0	95	7	0	17	61	6	0	0	12	1737		
	205	0	0	1240	63	0	0	3	0	23	0	0	5
Faulty Consumers	0	54	1	0	10	7	23	0	0	2	873		
	64	0	0	659	33	0	0	1	0	17	0	1	1
Meter Change	0	30	3	0	1	0	2	0	0	5	640		
	38	0	0	535	20	0	0	2	0	4	0	0	0
Zero Consumption	0	275	5	2	74	272	71	5	0	27	25123		
	1530	0	13425	8003	1214	0	0	47	59	91	0	10	13
Assessed Units	0	2400867	54375	1650	82047	178735	161426	25085	0	4082898	24868663		
	4437097	0	0	10519152	1383493	0	0	308822	0	1025560	0	89676	117780
Adjustmnet Units	0	-108282	0	0	10650	2934	1920	0	0	-7659	-1999601		
	-895458	0	106499	-1312019	-27190	0	0	3674	0	222746	0	0	2584
Total Units	0	2292585	54375	1650	92697	181669	163346	25085	0	4075239	22869062		
	3541639	0	106499	9207133	1356303	0	0	312496	0	1248306	0	89676	120364
Total Load	20601.5	54084	1010.5	35	2067	5343.5	2310	215	0	28550	325198		
	38409	0	47598	94490.5	15245.5	0	0	5163.5	335.5	6965	0	664.5	2110
Billed Load	20611.5	18668	480.5	27.5	1282.5	3896.5	1807.5	123.5	0	28451	211789.5		
	28800	0	39276	48119.5	8321.5	0	0	4812.5	222	4519.5	0	664.5	1705.5
Total Assessment	2373701.96	2411474.96	84042.61	2421.01	73292.73	1491664.74	1062343.53	164003.45	0	33958621.63	167182313.42		
	35730774.92	0	972877.84	61444761.6	9049387.33	0	0	4576252.15	12790.69	8084215.06	0	4796734.02	892953.19
Total Credit Adjustment	-34209.59	-248654.29	-3864.21	0	-3804.04	-415932.3	-66058.79	-8.26	0	-387283.79	-26031697.95		

S.E. (DSM)
DGVCL, Surat.

Dakshin Gujarat Vij Company Limited

MONTHLY FEEDER-WISE BILLING STATISTICS OVERALL REPORT(985PRT)

COM: 1 DGVCL **CIR:** 35 BHARUCH O&M **DIV:** 22 ANKLESHWAR O&M **SUB:** All

PROCESSED ON: 07/05/2022 **PERIOD:** Mar,21 **BILLED IN:** APR,2021

DESC	A1	A2	A3	A4	A5	GLP	GLP.SL	GLP.SP	LED	LTMD	Total		
	NRGP	NRGPN	PDC	RGPR	RGPU	SL.PR	SL.PU	TMP	UN	WW.GP	Total		
	WW.MU	WW.NP	WW.PR										
Total Consumers	3155	9159	143	0	108	1015	154	55	0	220	133391		
	8312	0	31050	77933	46	0	0	120	273	1524	0	8	116
Billed Consumers	3155	4456	73	0	64	470	62	40	0	220	68473		
	4287	0	15598	39049	27	0	0	119	113	659	0	8	73
Single Phase	1	5	0	0	0	937	136	46	0	0	95766		
	6994	0	9012	77484	43	0	0	97	0	994	0	0	17
Three Phase	13	9145	143	0	108	63	18	7	0	98	12408		
	1278	0	415	446	3	0	0	21	19	526	0	6	99
Poly Phase	1	9	0	0	0	15	0	2	0	122	230		
	40	0	30	3	0	0	0	2	0	4	0	2	0
Without Meter	3140	0	0	0	0	0	0	0	0	0	24987		
	0	0	21593	0	0	0	0	0	254	0	0	0	0
Locked Consumers	0	192	1	0	3	13	1	0	0	2	639		
	55	0	0	357	0	0	0	0	0	14	0	1	0
Faulty Consumers	0	1028	21	0	16	24	10	4	0	2	2205		
	58	0	0	916	0	0	0	0	0	125	0	0	1
Meter Change	0	107	2	0	2	0	0	1	0	6	839		
	38	0	0	676	1	0	0	0	0	5	0	0	1
Zero Consumption	0	1199	13	0	17	211	21	7	0	47	22020		
	834	0	14952	4396	3	0	0	25	113	172	0	3	7
Assessed Units	0	5751851	60240	0	77572	111666	48933	37730	0	1829117	16634618		
	1845808	0	0	5739815	2548	0	0	78439	0	902621	0	52263	96015
Adjustmnet Units	0	128196	0	0	0	0	0	0	0	-983677	-1315864		
	-9366	0	5286	-396049	0	0	0	0	0	-60254	0	0	0
Total Units	0	5880047	60240	0	77572	111666	48933	37730	0	845440	15318754		
	1836442	0	5286	5343766	2548	0	0	78439	0	842367	0	52263	96015
Total Load	20205	78558	1021.5	0	666.5	2421	343.5	234	0	15978.5	248285.5		
	23234	0	33051	60341.5	95.5	0	0	705.5	2461	7416	0	425.5	1127.5
Billed Load	20205	36461	485.5	0	396	1778.5	157.5	187	0	15978.5	150160		
	14757.5	0	22514.5	30335.5	41	0	0	715.5	1281.5	3616.5	0	425.5	823.5
Total Assessment	2600053.82	6008528.96	81226.33	0	63397.1	792914.57	295285.28	253445.98	0	14734730.7	80847146.52		
	15656670.87	0	123925	33594854.19	16957.14	0	0	954025.65	53114.84	4647196.41	0	275514.93	695304.75
Total Credit Adjustment	-31551.09	-503558.12	-17133.78	0	-8636.23	-234242.97	-41807.33	-391.64	0	-7116696.99	-15943243.92		
	-294296.17	0	-44.28	-3447268.18	-.33	0	0	0	-234.79	-4240946.16	0	-3.27	-6432.59

S.E. (C.S.M.)
DGVCL, Surat.

Dakshin Gujarat Vij Company Limited

MONTHLY FEEDER-WISE BILLING STATISTICS OVERALL REPORT(985PRT)

COM: 1 DGVCL **CIR:** 35 BHARUCH O&M **DIV:** 23 ANKLESHWAR IND. O&M **SUB:** All

PROCESSED ON: 07/05/2022 **PERIOD:** Mar,21 **BILLED IN:** APR,2021

DESC	A1 NRGP WW.MU	A2 NRGPN WW.NP	A3 PDC WW.PR	A4 RGPR	A5 RGPU	GLP SL.PR	GLP.SL SL.PU	GLP.SP TMP	LED UN	LTMD WW.GP	Total Total		
Total Consumers	43	73	1	0	10	82	217	56	0	1462	89763		
	16828	0	9777	21619	39149	0	0	257	30	44	4	21	90
Billed Consumers	43	56	1	0	5	59	203	39	0	1451	50465		
	8352	0	6940	10243	22705	0	0	256	24	16	4	20	48
Single Phase	0	0	0	0	0	34	40	39	0	0	74607		
	13500	0	2139	21354	37311	0	0	174	0	2	1	1	12
Three Phase	1	73	1	0	10	32	163	15	0	149	6279		
	3216	0	320	265	1825	0	0	77	0	42	3	11	76
Poly Phase	0	0	0	0	0	16	14	2	0	1313	1670		
	112	0	184	0	12	0	0	6	0	0	0	9	2
Without Meter	42	0	0	0	0	0	0	0	0	0	7207		
	0	0	7134	0	1	0	0	0	30	0	0	0	0
Locked Consumers	0	13	0	0	1	6	2	0	0	16	403		
	127	0	0	65	173	0	0	0	0	0	0	0	0
Faulty Consumers	0	1	0	0	0	0	0	0	0	1	207		
	30	0	0	151	21	0	0	0	0	2	0	0	1
Meter Change	0	3	0	0	0	0	1	1	0	13	457		
	51	0	0	52	333	0	0	3	0	0	0	0	0
Zero Consumption	0	18	1	0	2	9	17	2	0	46	12148		
	1627	0	6923	1047	2369	0	0	53	24	4	1	1	4
Assessed Units	0	31419	0	0	1892	72560	346841	26208	0	11086362	22448029		
	3510931	0	0	2057569	4897192	0	0	100910	0	72832	2970	141550	98793
Adjustmnet Units	0	0	0	0	0	0	0	0	0	-826924	-1335756		
	-95649	0	3818	-21374	-395627	0	0	0	0	0	0	0	0
Total Units	0	31419	0	0	1892	72560	346841	26208	0	10259438	21112273		
	3415282	0	3818	2036195	4501565	0	0	100910	0	72832	2970	141550	98793
Total Load	214.5	609.5	5	0	61.5	1519	2119.5	331.5	0	89689.5	321580		
	58947	0	66703.5	24568.5	72345.5	0	0	1729	171	481.5	94	1113	877
Billed Load	214.5	467.5	5	0	42.5	1287	2060.5	295.5	0	89037.5	255564		
	39864.5	0	61929.5	13501	42936	0	0	1727.5	165	196.5	94	1103	637
Total Assessment	24957.48	49092.89	200	0	1465.7	495883.2	2057302.29	177296.98	0	82236825.09	168393181.84		
	35895120.77	0	431515.71	11441432.2	32175498.63	0	0	1609719.58	5234.5	365675.69	19432.7	709165.5	697362.93
Total Credit Adjustment	-142.16	-1140.01	0	0	-2300.81	-25310.5	-77087.33	-5308.16	0	-6492436.36	-12501226.44		

S.E. (DSM)
DGVCL, Surat.

Dakshin Gujarat Vij Company Limited

MONTHLY FEEDER-WISE BILLING STATISTICS OVERALL REPORT(985PRT)

COM: 1 DGVCL **CIR:** 35 BHARUCH O&M **DIV:** 25 RAJPIPALA O&M **SUB:** All

PROCESSED ON: 07/05/2022 **PERIOD:** Mar,21 **BILLED IN:** APR,2021

DESC	A1 NRGP WW.MU	A2 NRGPN WW.NP	A3 PDC WW.PR	A4 RGPR	A5 RGPU	GLP SL.PR	GLP.SL SL.PU	GLP.SP TMP	LED UN	LTMD WW.GP	Total Total		
Total Consumers	1671	16899	273	4	157	1970	288	76	0	142	198454		
	7163	0	55297	96773	13002	0	0	120	493	3894	1	17	214
Billed Consumers	1671	9627	159	4	101	1041	146	33	0	129	102244		
	2939	0	28985	54460	50	0	0	118	253	2425	0	17	86
Single Phase	3	13	0	0	3	1874	256	61	0	1	147710		
	5794	0	27525	96456	12713	0	0	89	6	2872	0	0	44
Three Phase	14	16861	272	1	154	86	32	14	0	46	21466		
	1334	0	794	315	289	0	0	22	51	1014	1	7	159
Poly Phase	0	25	1	3	0	10	0	1	0	95	237		
	35	0	27	2	0	0	0	9	0	8	0	10	11
Without Meter	1654	0	0	0	0	0	0	0	0	0	29041		
	0	0	26951	0	0	0	0	0	436	0	0	0	0
Locked Consumers	0	414	7	1	4	56	1	0	0	0	1228		
	58	0	0	653	0	0	0	0	0	32	0	1	1
Faulty Consumers	0	848	20	1	19	39	12	2	0	0	4130		
	37	0	0	2851	2	0	0	1	0	291	0	3	4
Meter Change	0	92	4	0	1	5	0	0	0	1	395		
	15	0	0	276	0	0	0	0	0	0	0	0	1
Zero Consumption	0	1778	29	0	17	500	69	6	0	9	39613		
	537	0	28245	7262	20	0	0	47	253	819	0	3	19
Assessed Units	0	16396444	333666	6210	97895	291837	56816	16505	0	802924	25261163		
	1231253	0	0	4529370	6425	0	0	73445	0	1161141	0	139904	117328
Adjustmnet Units	0	-2788022	-177784	0	0	-102645	281	0	0	0	-3688819		
	-118206	0	35423	-617284	0	0	0	0	0	87873	0	0	-8455
Total Units	0	13608422	155882	6210	97895	189192	57097	16505	0	802924	21572344		
	1113047	0	35423	3912086	6425	0	0	73445	0	1249014	0	139904	108873
Total Load	19462	185634.5	2380	190	1273.5	3011	522	225	0	10308.5	398665.5		
	20209.5	0	55943	63548	12130	0	0	1109.5	4146.5	15527	7.5	575	2463
Billed Load	19462	103130	1355.5	190	822.5	1893.5	238	114.5	0	9445.5	236137.5		
	10849.5	0	38770	35279	71.5	0	0	984	2178	9492.5	0	575	1286.5
Total Assessment	2377256.77	15922044.58	361347.28	15255.98	64878.66	2059133.88	378368.74	111208.03	0	7721194.29	82809313.99		
	10842868.43	0	1206210.24	26214619.18	199404.37	0	0	1025638.27	105898.22	7412289.1	0	5859190.1	932507.87
Total Credit Adjustment	-22724.02	-2594752.97	-163205.64	0	-4544.48	-1212269.63	-1328.77	-228.51	0	-128261.51	-16291282.62		

S.E. (DSM)
DGVCL, Surat.

Dakshin Gujarat Vij Company Limited

MONTHLY FEEDER-WISE BILLING STATISTICS OVERALL REPORT(985PRT)

COM: 1 DGVCL **CIR:** 35 BHARUCH O&M **DIV:** 26 BHARUCH CITY **SUB:** All

PROCESSED ON: 07/05/2022 **PERIOD:** Mar,21 **BILLED IN:** APR,2021

DESC	A1 NRGP WW.MU	A2 NRGPN WW.NP	A3 PDC WW.PR	A4 RGPR	A5 RGPU	GLP SL.PR	GLP.SL SL.PU	GLP.SP TMP	LED UN	LTMD WW.GP	Total Total		
Total Consumers	1	2	0	0	9	271	281	288	0	231	119164		
	17562	0	11765	30214	57730	0	0	137	16	23	11	21	602
Billed Consumers	1	2	0	0	9	186	258	121	0	226	61911		
	9082	0	7061	13528	30945	0	0	151	1	20	10	21	289
Single Phase	0	0	0	0	0	128	211	276	0	0	103974		
	14989	0	4481	28236	55453	0	0	99	0	0	0	0	101
Three Phase	0	2	0	0	9	131	63	12	0	36	8069		
	2530	0	468	1978	2274	0	0	29	0	22	8	11	496
Poly Phase	0	0	0	0	0	12	7	0	0	195	312		
	42	0	25	0	3	0	0	9	0	1	3	10	5
Without Meter	1	0	0	0	0	0	0	0	0	0	6809		
	1	0	6791	0	0	0	0	0	16	0	0	0	0
Locked Consumers	0	1	0	0	3	12	6	1	0	2	792		
	252	0	0	91	420	0	0	0	0	0	0	1	3
Faulty Consumers	0	0	0	0	0	0	4	1	0	1	171		
	33	0	0	50	81	0	0	0	0	0	0	0	1
Meter Change	0	0	0	0	0	1	2	1	0	1	560		
	66	0	0	157	329	0	0	0	0	0	0	0	3
Zero Consumption	0	2	0	0	4	34	15	8	0	14	14099		
	1566	0	7061	948	4411	0	0	14	1	3	0	9	9
Assessed Units	0	0	0	0	1095	170919	199131	59094	0	1181494	14473394		
	2859211	0	0	3204645	6125934	0	0	97762	0	96892	10051	102662	364504
Adjustmnet Units	0	0	0	0	1140	-9950	14160	380	0	14532	-416505		
	13510	0	-843	-400608	-107845	0	0	0	0	54457	0	0	4562
Total Units	0	0	0	0	2235	160969	213291	59474	0	1196026	14056889		
	2872721	0	-843	2804037	6018089	0	0	97762	0	151349	10051	102662	369066
Total Load	5	35	0	0	97.5	3287	1636	415	0	14601	250333.5		
	44576	0	30785	65679.5	81737	0	0	1153.5	52	355	439	1153.5	4326.5
Billed Load	5	35	0	0	97.5	2439	1570	173.5	0	14321.5	145652		
	25609	0	25326	22635.5	47976.5	0	0	1224.5	5	300	434	1153.5	2346.5
Total Assessment	554.16	700	0	0	1945.34	1137762.25	1301660.09	420891.06	0	10449321.39	104294881.78		
	25111421.48	0	58440.15	19559432.45	40741398.54	0	0	1355360.44	250	763885.35	101251.82	514336.62	2776270.64
Total Credit Adjustment	0	0	0	0	-3.93	-117857.85	-11216.75	-107.43	0	-7215.95	-5928280.88		
	-531068.31	0	-72859.26	-3333568.55	-1363110.71	0	0	0	0	-485530.31	-86.67	-4015.55	-1639.61

S.E. (DSM)
DGVCL, Surat.

Dakshin Gujarat Vij Company Limited

MONTHLY FEEDER-WISE BILLING STATISTICS OVERALL REPORT(985PRT)

COM: 1 DGVCL **CIR:** 43 SURAT CITY **DIV:** 21 SURAT(URBAN) O&M **SUB:** All

PROCESSED ON: 07/05/2022 **PERIOD:** Mar,21 **BILLED IN:** APR,2021

DESC	A1 NRGP WW.MU	A2 NRGPN WW.NP	A3 PDC WW.PR	A4 RGPR	A5 RGPU	GLP SL.PR	GLP.SL SL.PU	GLP.SP TMP	LED UN	LTMD WW.GP	Total Total		
Total Consumers	925	1252	11	0	2	331	689	71	0	506	259608		
	33088	0	25174	16056	179829	0	0	376	411	81	12	57	737
Billed Consumers	926	777	2	0	1	240	677	49	0	496	140765		
	22567	0	16891	7291	89523	0	0	355	266	63	12	57	572
Single Phase	0	0	0	0	0	230	467	56	0	0	224450		
	22035	0	8205	15645	177479	0	0	250	0	6	0	5	72
Three Phase	13	1251	11	0	2	96	222	15	0	117	16743		
	10662	0	695	410	2342	0	0	107	1	73	11	51	664
Poly Phase	0	1	0	0	0	5	0	0	0	389	828		
	390	0	13	1	5	0	0	19	0	2	1	1	1
Without Meter	912	0	0	0	0	0	0	0	0	0	17587		
	1	0	16261	0	3	0	0	0	410	0	0	0	0
Locked Consumers	0	90	0	0	0	20	2	1	0	0	643		
	151	0	0	65	308	0	0	0	0	4	0	0	2
Faulty Consumers	0	91	1	0	0	0	5	0	0	3	756		
	113	0	0	123	414	0	0	1	0	1	1	0	3
Meter Change	0	13	0	0	0	1	1	0	0	4	659		
	144	0	0	18	473	0	0	0	0	1	0	0	4
Zero Consumption	1	179	0	0	0	41	35	7	0	8	30974		
	3611	0	16692	1703	8287	0	0	76	266	14	1	9	44
Assessed Units	0	765496	2179	0	997	97961	418471	28116	0	6995651	66414377		
	37149790	0	0	1154210	18555629	0	0	378097	0	151009	25345	94499	596927
Adjustmnet Units	0	97798	0	0	1919	0	0	990	0	45096	184372		
	16994	0	1051	328	19376	0	0	0	0	0	0	0	820
Total Units	0	863294	2179	0	2916	97961	418471	29106	0	7040747	66598749		
	37166784	0	1051	1154538	18575005	0	0	378097	0	151009	25345	94499	597747
Total Load	5500	9038.5	66.5	0	17.5	1860.5	2626.5	265.5	0	31630.5	469638		
	183947.5	0	38781	16730	168920.5	0	0	2921	985	913	262.5	744	4428
Billed Load	5507.5	5525.5	17.5	0	10	1593	2606	191.5	0	30981.5	352214		
	168510	0	32586	7348	88753.5	0	0	2697.5	590.5	777.5	262.5	744	3512
Total Assessment	685880.15	844241.08	2462.26	0	1759.86	804120.64	2485097.16	204939.93	0	53004856.94	477198414.91		
	279026406.93	0	698631.35	7082217.4	122107058.84	0	0	4361735.71	28368.03	835675.95	155156.58	479104.04	4390702.06
Total Credit Adjustment	-9303.07	-23648.54	0	0	-1068	-61472.14	-6373.83	-28053.79	0	-347839.15	-3733296		
	-1240634.63	0	-100557	-38597.66	-765081.24	0	0	-508151.47	-25.91	-600467.34	0	-460.77	-1561.46

S.E. (DSM)
DGVCL, Surat

Dakshin Gujarat Vij Company Limited

MONTHLY FEEDER-WISE BILLING STATISTICS OVERALL REPORT(985PRT)

COM: 1 DGVCL **CIR:** 43 SURAT CITY **DIV:** 22 RANDER O&M **SUB:** All

PROCESSED ON: 07/05/2022 **PERIOD:** Mar,21 **BILLED IN:** APR,2021

DESC	A1 NRGP WW.MU	A2 NRGPN WW.NP	A3 PDC WW.PR	A4 RGPR	A5 RGPU	GLP SL.PR	GLP.SL SL.PU	GLP.SP TMP	LED UN	LTMD WW.GP	Total Total		
Total Consumers	712	1263	3	0	38	514	1262	122	0	818	347305		
	47694	0	25144	29752	237763	0	0	760	1025	144	34	0	257
Billed Consumers	712	805	2	0	25	342	1149	80	0	812	189219		
	28233	0	12948	15582	126767	0	0	725	735	94	34	0	174
Single Phase	0	2	0	0	0	311	955	96	0	1	302139		
	37775	0	9257	29364	223828	0	0	511	2	10	2	0	25
Three Phase	5	1261	3	0	38	167	307	26	0	212	27105		
	9662	0	522	388	13910	0	0	213	1	134	28	0	228
Poly Phase	0	0	0	0	0	36	0	0	0	605	983		
	257	0	18	0	23	0	0	36	0	0	4	0	4
Without Meter	707	0	0	0	0	0	0	0	0	0	17078		
	0	0	15347	0	2	0	0	0	1022	0	0	0	0
Locked Consumers	0	2	0	0	3	6	10	1	0	2	524		
	104	0	0	51	338	0	0	4	0	0	2	0	1
Faulty Consumers	0	45	0	0	0	0	19	1	0	1	518		
	101	0	0	72	270	0	0	3	0	3	1	0	2
Meter Change	0	9	0	0	0	3	1	0	0	6	1192		
	127	0	0	67	976	0	0	2	0	0	0	0	1
Zero Consumption	0	463	1	0	15	80	82	9	0	75	38032		
	7037	0	12716	2987	13730	0	0	60	735	25	9	0	8
Assessed Units	0	184523	93	0	7238	235525	693679	58438	0	9635780	57277968		
	13945846	0	0	2098660	29134754	0	0	823079	0	122648	109529	0	228176
Adjustmnet Units	0	0	0	0	0	0	158	0	0	-86919	-211200		
	2035	0	14710	0	-141184	0	0	0	0	0	0	0	0
Total Units	0	184523	93	0	7238	235525	693837	58438	0	9548861	57066768		
	13947881	0	14710	2098660	28993570	0	0	823079	0	122648	109529	0	228176
Total Load	2787	6422.5	22.5	0	168.5	5090.5	4134.5	339.5	0	59073.5	708363.5		
	147572.5	0	56341	34759	378928	0	0	6122	3181.5	990	688	0	1743
Billed Load	2787	4177.5	15	0	105	4291.5	3971.5	256	0	58687.5	457603.5		
	103497.5	0	44003.5	18114.5	206654.5	0	0	5932.5	2387.5	701.5	688	0	1333
Total Assessment	322775.28	275787.74	611.89	0	4767.22	1594367.79	4086934.51	395737.82	0	74778894.3	410950678.88		
	113329999.11	0	129368.8	11278518.55	192199653.92	0	0	9512817.02	125827.23	615613.83	674937.08	0	1624066.79
Total Credit Adjustment	-6757.59	-1922.53	0	0	-28.9	-75985.29	-29572.93	-7871.84	0	-1410627.44	-5261892.07		
	-1061162.45	0	-72409.46	-76830.65	-1813201.56	0	0	-47389.84	-1.21	-620023.74	-34503	0	-3603.64

S.E. (DSM)
DGVCL, Surat

Dakshin Gujarat Vij Company Limited

MONTHLY FEEDER-WISE BILLING STATISTICS OVERALL REPORT(985PRT)

COM: 1 DGVCL **CIR:** 43 SURAT CITY **DIV:** 23 SURAT IND. O&M **SUB:** All

PROCESSED ON: 07/05/2022 **PERIOD:** Mar,21 **BILLED IN:** APR,2021

DESC	A1 NRGP WW.MU	A2 NRGPN WW.NP	A3 PDC WW.PR	A4 RGPR	A5 RGPU	GLP SL.PR	GLP.SL SL.PU	GLP.SP TMP	LED UN	LTMD WW.GP	Total Total		
Total Consumers	0	0	0	0	0	71	277	19	0	4201	104927		
	28620	0	16494	0	54818	0	0	316	44	0	1	0	66
Billed Consumers	0	0	0	0	0	51	276	19	0	4180	68525		
	22067	0	12018	0	29513	0	0	306	44	0	1	0	50
Single Phase	0	0	0	0	0	26	148	3	0	0	71139		
	12743	0	4339	0	53754	0	0	122	0	0	0	0	4
Three Phase	0	0	0	0	0	36	129	15	0	712	18693		
	15204	0	1282	0	1063	0	0	193	0	0	1	0	58
Poly Phase	0	0	0	0	0	9	0	1	0	3489	4292		
	673	0	114	0	1	0	0	1	0	0	0	0	4
Without Meter	0	0	0	0	0	0	0	0	0	0	10803		
	0	0	10759	0	0	0	0	0	44	0	0	0	0
Locked Consumers	0	0	0	0	0	0	0	0	0	12	128		
	59	0	0	0	57	0	0	0	0	0	0	0	0
Faulty Consumers	0	0	0	0	0	0	3	0	0	23	146		
	71	0	0	0	49	0	0	0	0	0	0	0	0
Meter Change	0	0	0	0	0	0	1	0	0	33	490		
	121	0	0	0	334	0	0	1	0	0	0	0	0
Zero Consumption	0	0	0	0	0	5	28	0	0	112	15869		
	2131	0	12018	0	1466	0	0	53	44	0	1	0	11
Assessed Units	0	0	0	0	0	63281	180408	14729	0	60720742	122094278		
	55185375	0	0	0	5759750	0	0	112901	0	0	0	0	57092
Adjustmnet Units	0	0	0	0	0	0	0	0	0	7292	149117		
	118902	0	22072	0	851	0	0	0	0	0	0	0	0
Total Units	0	0	0	0	0	63281	180408	14729	0	60728034	122243395		
	55304277	0	22072	0	5760601	0	0	112901	0	0	0	0	57092
Total Load	0	0	0	0	0	1094	1580.5	196.5	0	289957	720814.5		
	294452	0	78891	0	50670.5	0	0	1843.5	1175	0	6.5	0	948
Billed Load	0	0	0	0	0	839.5	1579.5	196.5	0	288527.5	676983.5		
	280987	0	74656	0	26463	0	0	1791	1099.5	0	6.5	0	837.5
Total Assessment	0	0	0	0	0	398957.53	1061093.69	96572.87	0	456027174.91	912894245.99		
	415456728.94	0	390018.07	0	37265674.89	0	0	1718036.49	53866.59	0	130	0	425992.01
Total Credit Adjustment	0	0	0	0	0	-2923.28	-19784.33	-2.19	0	-448619.22	-1499238.28		
	-947321.25	0	-18472.29	0	-62113.68	0	0	0	-2.04	0	0	0	0

S.E. (DSM)
DGVCL, Surat

Dakshin Gujarat Vij Company Limited

MONTHLY FEEDER-WISE BILLING STATISTICS OVERALL REPORT(985PRT)

COM: 1 DGVCL **CIR:** 43 SURAT CITY **DIV:** 24 PIPLOD **SUB:** All

PROCESSED ON: 07/05/2022 **PERIOD:** Mar,21 **BILLED IN:** APR,2021

DESC	A1 NRGP WW.MU	A2 NRGPN WW.NP	A3 PDC WW.PR	A4 RGPR	A5 RGPU	GLP SL.PR	GLP.SL SL.PU	GLP.SP TMP	LED UN	LTMD WW.GP	Total Total		
Total Consumers	52	9	0	0	2	188	636	34	0	707	178449		
	29241	0	12446	11091	122803	0	0	440	716	50	29	0	5
Billed Consumers	52	6	0	0	2	110	584	22	0	681	99386		
	20664	0	7909	1618	66695	0	0	436	551	22	29	0	5
Single Phase	0	0	0	0	0	124	323	16	0	2	137495		
	18488	0	2540	11003	104780	0	0	211	0	8	0	0	0
Three Phase	1	9	0	0	2	44	311	17	0	124	29230		
	10035	0	370	88	17983	0	0	180	0	40	21	0	5
Poly Phase	0	0	0	0	0	20	2	1	0	581	1433		
	718	0	12	0	40	0	0	49	0	2	8	0	0
Without Meter	51	0	0	0	0	0	0	0	0	0	10291		
	0	0	9524	0	0	0	0	0	716	0	0	0	0
Locked Consumers	0	0	0	0	0	4	7	1	0	1	187		
	42	0	0	1	128	0	0	1	0	0	2	0	0
Faulty Consumers	0	0	0	0	0	0	4	0	0	2	296		
	74	0	0	6	209	0	0	1	0	0	0	0	0
Meter Change	0	1	0	0	0	1	3	1	0	9	1306		
	172	0	0	35	1079	0	0	4	0	1	0	0	0
Zero Consumption	0	2	0	0	2	21	20	2	0	26	20080		
	4843	0	7781	333	6456	0	0	37	551	4	2	0	0
Assessed Units	0	3230	0	0	0	70587	512439	60423	0	7587255	69467906		
	39415347	0	0	274402	20684919	0	0	718510	0	71485	66677	0	2632
Adjustmnet Units	0	0	0	0	0	0	6590	0	0	50914	-849013		
	111722	0	39830	0	-1059499	0	0	1430	0	0	0	0	0
Total Units	0	3230	0	0	0	70587	519029	60423	0	7638169	68618893		
	39527069	0	39830	274402	19625420	0	0	719940	0	71485	66677	0	2632
Total Load	193.5	47.5	0	0	10.5	2526.5	3563	270	0	47140.5	596923.9		
	196986.5	0	42105.4	12941.5	278317	0	0	6096.5	5017	554	1012.5	0	142
Billed Load	193.5	29.5	0	0	10.5	2202.5	3429	230.5	0	45460.5	432148.5		
	166858.5	0	35186.5	2241	166568.5	0	0	6059.5	2160.5	363.5	1012.5	0	142
Total Assessment	26029.66	3136.5	0	0	0	501968.16	3079375.06	399579.84	0	60411776.32	517305834.03		
	299730713.1	0	372192.23	1562389.76	141837509.31	0	0	8484633.4	93799.13	361143.94	418408.72	0	23178.9
Total Credit Adjustment	-420.43	0	0	0	0	-25416.9	-65794.8	-39480.44	0	-574.64	-10526573.39		
	-1130242.7	0	-113021.21	-5014.74	-8961782.93	0	0	0	-78.12	-184746.48	0	0	0

S.E. (DSM)
DGVCL, Surat.

Annexure 2

DAKSHIN GUJARAT VIJ COMPANY LIMITED
HT CGL REPORT FROM MAY-2020 **TO** APR-2021
PERIOD: APR-2021
CIR: All

LAST MONTH END DATE : 30-04-2021
COM: 1 DGVCL

PROCESSED ON: 09-May-2022
DIV: All

Sr.	Category	Consumers OP.Balance	Units Billed Assessment	Collection	Past Payment	Credit-Adj	Non-Cash-Adj Other Office	Payment from	Tran-From	Cl.Balance
1	HT INDUSTRY	4441 2893284059.78	11716092515 99023329044.71	77991769605.53	621320468.64	25281538428.40	573851018.31	0.00	-53479678.25	-2605346094.64
2	TRACTION RL	1 -4272927.50	7282650 58404052.99	58099468.00	0.00	481075.38	0.00	0.00	0.00	-4449417.89
3	AGRICULTURE	17 1133901.07	9080704 9997887.88	9352236.00	0.00	286060.97	229783.00	0.00	0.00	1263708.98
4	LICENSEES	0 0.00	0 0.00	0.00	0.00	0.00	0.00	0.00	0.00	0.00
5	OTHERS	0 0.00	0 0.00	0.00	0.00	0.00	0.00	0.00	0.00	0.00
6	INTER-STATE	0 0.00	0 0.00	0.00	0.00	0.00	0.00	0.00	0.00	0.00
7	DADRA NAGAR	0 0.00	0 0.00	0.00	0.00	0.00	0.00	0.00	0.00	0.00
8	P.D.C	1484 52436633493.54	0 3032796714.70	11168314.27	100001.00	9920897.37	37220281.09	0.00	52336329.60	55463357044.11
9	UNCONNECTED	50 3414999.42	0 38311598.98	32700453.16	25500.00	3619406.47	6934947.95	0.00	1143348.57	-410360.61
10	WATER WORKS	26 12899877.87	13708112 104198749.08	100062349.00	0.00	2472405.73	-286603.24	0.00	0.08	14850475.54
Grand Total		6019 55343093404.18	11746163981 102267038048.34	78203152425.96	621445969.64	25298318274.32	617949427.11	0.00	0.00	52869265355.49

HT P - III load come into Others* HT Industries only.

CREDIT ADJUSTMENT (HT)

SR.	Category	TOTAL	BOARD-CHARGE	ELE.DUTY.	TAX ON SALE	EARTHQUAKE REL	DPC	Incentive Amount
1	HT INDUSTRY	25273506186.75	22821084164.39	2334143302.33	0.00	0.00	118278720.03	0.00
2	TRACTION RL	481075.38	481075.38	0.00	0.00	0.00	0.00	0.00
3	AGRICULTURE	286060.97	272123.80	0.00	0.00	0.00	13937.17	0.00
4	LICENSEES	0.00	0.00	0.00	0.00	0.00	0.00	0.00
5	OTHERS	0.00	0.00	0.00	0.00	0.00	0.00	0.00
6	INTER-STATE	0.00	0.00	0.00	0.00	0.00	0.00	0.00
7	DADRA NAGAR	0.00	0.00	0.00	0.00	0.00	0.00	0.00
8	P.D.C	9920897.37	9611986.06	220530.78	0.00	0.00	88380.53	0.00
9	UNCONNECTED	3619406.47	3617676.38	0.00	0.00	0.00	1730.09	0.00
10	WATER WORKS	2472405.73	2367506.52	287.33	0.00	0.00	104611.88	0.00
Grand Total		25290286032.67	22837434532.53	2334364120.44	0.00	0.00	118487379.70	0.00

S.E. (DSM)
DGVCL, Surat.

HT Revenue Return for the month(CGL)

HT CGL REPORT FROM MAY-2020 **TO** APR-2021

LAST MONTH END DATE : 30-04-2021
PERIOD: APR-2021
PROCESSED ON: 09-May-2022
COM: 1 DGVCL
CIR: 21 SURAT
DIV: 24 VYARA

Sr.	Category	Consumers OP.Balance	Units Billed Assessment	Collection	Past Payment	Credit-Adj	Non-Cash-Adj Other Office	Payment from	Tran-From	Cl.Balance
1	HT INDUSTRY	47 13652958.49	45566715 416698536.22	411752780.80	618860.83	26342838.14	1503965.05	0.00	-209560.28	-10076510.39
2	TRACTION RL	0 0.00	0 0.00	0.00	0.00	0.00	0.00	0.00	0.00	0.00
3	AGRICULTURE	13 1024005.86	2779042 3799419.69	3611309.00	0.00	259445.57	191959.00	0.00	0.00	760711.98
4	LICENSEES	0 0.00	0 0.00	0.00	0.00	0.00	0.00	0.00	0.00	0.00
5	OTHERS	0 0.00	0 0.00	0.00	0.00	0.00	0.00	0.00	0.00	0.00
6	INTER-STATE	0 0.00	0 0.00	0.00	0.00	0.00	0.00	0.00	0.00	0.00
7	DADRA NAGAR	0 0.00	0 0.00	0.00	0.00	0.00	0.00	0.00	0.00	0.00
8	P.D.C	16 -7192890.10	0 7157.05	19869.00	0.00	5916.76	-12348.00	0.00	0.00	-7199170.81
9	UNCONNECTED	2 17658.06	0 501509.53	520823.41	0.00	0.00	381898.54	0.00	209560.20	-173994.16
10	WATER WORKS	6 1887018.69	2918957 23437685.97	26431076.00	0.00	103120.62	-1691197.63	0.00	0.08	481705.75
	Grand Total	84 9388751.00	51264714 444444308.46	442335858.21	618860.83	26711321.09	374276.96	0.00	0.00	-16207257.63

CREDIT ADJUSTMENT (HT)

SR.	Category	TOTAL	BOARD-CHARGE	ELE.DUTY.	TAX ON SALE	EARTHQUAKE REL	DPC	Incentive Amount
1	HT INDUSTRY	26342838.14	22057042.10	4165641.61	0.00	0.00	120154.43	0.00
2	TRACTION RL	0.00	0.00	0.00	0.00	0.00	0.00	0.00
3	AGRICULTURE	259445.57	246079.71	0.00	0.00	0.00	13365.86	0.00
4	LICENSEES	0.00	0.00	0.00	0.00	0.00	0.00	0.00
5	OTHERS	0.00	0.00	0.00	0.00	0.00	0.00	0.00
6	INTER-STATE	0.00	0.00	0.00	0.00	0.00	0.00	0.00
7	DADRA NAGAR	0.00	0.00	0.00	0.00	0.00	0.00	0.00
8	P.D.C	5916.76	0.00	0.00	0.00	0.00	5916.76	0.00
9	UNCONNECTED	0.00	0.00	0.00	0.00	0.00	0.00	0.00
10	WATER WORKS	103120.62	35116.55	0.00	0.00	0.00	68004.07	0.00
Grand Total		26711321.09	22338238.36	4165641.61	0.00	0.00	207441.12	0.00

S.E. (DSM)
DGVCL, Surat.

DAKSHIN GUJARAT VIJ COMPANY LIMITED
HT CGL REPORT FROM MAY-2020 **TO** APR-2021
PERIOD: APR-2021
CIR: 21 SURAT

LAST MONTH END DATE : 30-04-2021
COM: 1 DGVCL

PROCESSED ON: 09-May-202
DIV: 27 BARDOI

Sr.	Category	Consumers OP.Balance	Units Billed Assessment	Collection	Past Payment	Credit-Adj	Non-Cash-Adj Other Office	Payment from	Tran-From	Cl.Balance
1	HT INDUSTRY	126 59174125.04	259873198 2013566816.93	1643474962.45	6394594.74	488261307.69	881572.63	0.00	-69379.81	-66340875.35
2	TRACTION RL	0 0.00	0 0.00	0.00	0.00	0.00	0.00	0.00	0.00	0.00
3	AGRICULTURE	2 0.00	6056153 5737524.39	5234517.00	0.00	0.00	0.00	0.00	0.00	503007.39
4	LICENSEES	0 0.00	0 0.00	0.00	0.00	0.00	0.00	0.00	0.00	0.00
5	OTHERS	0 0.00	0 0.00	0.00	0.00	0.00	0.00	0.00	0.00	0.00
6	INTER-STATE	0 0.00	0 0.00	0.00	0.00	0.00	0.00	0.00	0.00	0.00
7	DADRA NAGAR	0 0.00	0 0.00	0.00	0.00	0.00	0.00	0.00	0.00	0.00
8	P.D.C	31 -1281853.11	0 132218.19	36752.00	0.00	74.72	76473.61	0.00	69379.81	-1193555.44
9	UNCONNECTED	0 0.00	0 0.00	0.00	0.00	0.00	0.00	0.00	0.00	0.00
10	WATER WORKS	8 247333.90	3037971 25930439.74	23658861.00	0.00	70151.59	618071.39	0.00	0.00	1830689.66
	Grand Total	167 58139605.83	268967322 2045366999.25	1672405092.45	6394594.74	488331534.00	1576117.63	0.00	0.00	-65200733.74

CREDIT ADJUSTMENT (HT)

SR.	Category	TOTAL	BOARD-CHARGE	ELE.DUTY.	TAX ON SALE	EARTHQUAKE REL	DPC	Incentive Amount
1	HT INDUSTRY	488261307.69	435329273.23	51493967.38	0.00	0.00	1438067.08	0.00
2	TRACTION RL	0.00	0.00	0.00	0.00	0.00	0.00	0.00
3	AGRICULTURE	0.00	0.00	0.00	0.00	0.00	0.00	0.00
4	LICENSEES	0.00	0.00	0.00	0.00	0.00	0.00	0.00
5	OTHERS	0.00	0.00	0.00	0.00	0.00	0.00	0.00
6	INTER-STATE	0.00	0.00	0.00	0.00	0.00	0.00	0.00
7	DADRA NAGAR	0.00	0.00	0.00	0.00	0.00	0.00	0.00
8	P.D.C	74.72	62.27	12.45	0.00	0.00	0.00	0.00
9	UNCONNECTED	0.00	0.00	0.00	0.00	0.00	0.00	0.00
10	WATER WORKS	70151.59	39878.99	0.00	0.00	0.00	30272.60	0.00
Grand Total		488331534.00	435369214.49	51493979.83	0.00	0.00	1468339.68	0.00

S.E. (DSM)
DGVCL, Surat.

HT Revenue Return for the month(CGL)

LAST MONTH END DATE : 30-04-2021
COM: 1 DGVCL

HT CGL REPORT FROM MAY-2020 **TO** APR-2021
PERIOD: APR-2021
CIR: 21 SURAT

PROCESSED ON: 09-May-2022
DIV: 29 KADODARA

Sr.	Category	Consumers OP.Balance	Units Billed Assessment	Collection	Past Payment	Credit-Adj	Non-Cash-Adj Other Office	Payment from	Tran-From	Cl.Balance
1	HT INDUSTRY	849 644134892.45	1757532276 13787665318.22	12782025478.38	95589392.27	2277911622.08	90472312.13	0.00	-1922987.86	-816121582.05
2	TRACTION RL	0 0.00	0 0.00	0.00	0.00	0.00	0.00	0.00	0.00	0.00
3	AGRICULTURE	2 109895.21	245509 460943.80	506410.00	0.00	26615.40	37824.00	0.00	0.00	-10.39
4	LICENSEES	0 0.00	0 0.00	0.00	0.00	0.00	0.00	0.00	0.00	0.00
5	OTHERS	0 0.00	0 0.00	0.00	0.00	0.00	0.00	0.00	0.00	0.00
6	INTER-STATE	0 0.00	0 0.00	0.00	0.00	0.00	0.00	0.00	0.00	0.00
7	DADRA NAGAR	0 0.00	0 0.00	0.00	0.00	0.00	0.00	0.00	0.00	0.00
8	P.D.C	320 69127388.75	0 535872.41	480792.00	100001.00	942440.41	4807364.50	0.00	7228936.73	70561599.98
9	UNCONNECTED	7 847262.94	0 15029134.83	7709346.96	0.00	2102625.83	464003.15	0.00	-5305948.87	294472.96
10	WATER WORKS	0 0.00	0 0.00	0.00	0.00	0.00	0.00	0.00	0.00	0.00
	Grand Total	1178 714219439.35	1757777785 13803691269.26	12790722027.34	95689393.27	2280983303.72	95781503.78	0.00	0.00	-745265519.50

CREDIT ADJUSTMENT (HT)

SR.	Category	TOTAL	BOARD-CHARGE	ELE.DUTY.	TAX ON SALE	EARTHQUAKE REL	DPC	Incentive Amount
1	HT INDUSTRY	2277911622.08	2000818203.16	268737103.20	0.00	0.00	8356315.72	0.00
2	TRACTION RL	0.00	0.00	0.00	0.00	0.00	0.00	0.00
3	AGRICULTURE	26615.40	26044.09	0.00	0.00	0.00	571.31	0.00
4	LICENSEES	0.00	0.00	0.00	0.00	0.00	0.00	0.00
5	OTHERS	0.00	0.00	0.00	0.00	0.00	0.00	0.00
6	INTER-STATE	0.00	0.00	0.00	0.00	0.00	0.00	0.00
7	DADRA NAGAR	0.00	0.00	0.00	0.00	0.00	0.00	0.00
8	P.D.C	942440.41	942388.98	51.43	0.00	0.00	0.00	0.00
9	UNCONNECTED	2102625.83	2102625.83	0.00	0.00	0.00	0.00	0.00
10	WATER WORKS	0.00	0.00	0.00	0.00	0.00	0.00	0.00
Grand Total		2280983303.72	2003889262.06	268737154.63	0.00	0.00	8356887.03	0.00

S.E. (DSM)
DGVCL, Surat.

LAST MONTH END DATE : 30-04-2021
COM: 1 DGVCL

HT CGL REPORT FROM MAY-2020 **TO** APR-2021
PERIOD: APR-2021
CIR: 34 VALSAD

PROCESSED ON: 09-May-2022
DIV: 21 NAVSARI O&M

Sr.	Category	Consumers OP.Balance	Units Billed Assessment	Collection	Past Payment	Credit-Adj	Non-Cash-Adj Other Office	Payment from	Tran-From	Cl.Balance
1	HT INDUSTRY	80 14716678.98	56545905 465447271.23	458423589.25	6140614.00	33486941.02	2106521.21	0.00	-1867022.32	-21860737.59
2	TRACTION RL	0 0.00	0 0.00	0.00	0.00	0.00	0.00	0.00	0.00	0.00
3	AGRICULTURE	0 0.00	0 0.00	0.00	0.00	0.00	0.00	0.00	0.00	0.00
4	LICENSEES	0 0.00	0 0.00	0.00	0.00	0.00	0.00	0.00	0.00	0.00
5	OTHERS	0 0.00	0 0.00	0.00	0.00	0.00	0.00	0.00	0.00	0.00
6	INTER-STATE	0 0.00	0 0.00	0.00	0.00	0.00	0.00	0.00	0.00	0.00
7	DADRA NAGAR	0 0.00	0 0.00	0.00	0.00	0.00	0.00	0.00	0.00	0.00
8	P.D.C	17 12355607.85	0 168981.43	279065.00	0.00	0.00	1625933.08	0.00	1390274.54	12009865.74
9	UNCONNECTED	2 0.00	0 444559.55	902035.00	0.00	0.00	0.00	0.00	476747.78	19272.33
10	WATER WORKS	0 0.00	0 0.00	0.00	0.00	0.00	0.00	0.00	0.00	0.00
	Grand Total	99 27072286.83	56545905 466060812.21	459604689.25	6140614.00	33486941.02	3732454.29	0.00	0.00	-9831599.52

CREDIT ADJUSTMENT (HT)

SR.	Category	TOTAL	BOARD-CHARGE	ELE.DUTY.	TAX ON SALE	EARTHQUAKE REL	DPC	Incentive Amount
1	HT INDUSTRY	33486941.02	27084632.77	6173051.05	0.00	0.00	229257.20	0.00
2	TRACTION RL	0.00	0.00	0.00	0.00	0.00	0.00	0.00
3	AGRICULTURE	0.00	0.00	0.00	0.00	0.00	0.00	0.00
4	LICENSEES	0.00	0.00	0.00	0.00	0.00	0.00	0.00
5	OTHERS	0.00	0.00	0.00	0.00	0.00	0.00	0.00
6	INTER-STATE	0.00	0.00	0.00	0.00	0.00	0.00	0.00
7	DADRA NAGAR	0.00	0.00	0.00	0.00	0.00	0.00	0.00
8	P.D.C	0.00	0.00	0.00	0.00	0.00	0.00	0.00
9	UNCONNECTED	0.00	0.00	0.00	0.00	0.00	0.00	0.00
10	WATER WORKS	0.00	0.00	0.00	0.00	0.00	0.00	0.00
Grand Total		33486941.02	27084632.77	6173051.05	0.00	0.00	229257.20	0.00

S.E. (DSM)
DGVCL, Surat.

LAST MONTH END DATE : 30-04-2021
COM: 1 DGVCL

HT CGL REPORT FROM MAY-2020 **TO** APR-2021
PERIOD: APR-2021
CIR: 34 VALSAD

PROCESSED ON: 09-May-2022
DIV: 22 VAPI O&M

Sr.	Category	Consumers OP.Balance	Units Billed Assessment	Collection	Past Payment	Credit-Adj	Non-Cash-Adj Other Office	Payment from	Tran-From	Cl.Balance
1	HT INDUSTRY	208 30798672.49	389331858 3301101536.85	2555182772.37	14618451.49	861306302.19	37634695.22	0.00	-3240261.06	-140082272.99
2	TRACTION RL	0 0.00	0 0.00	0.00	0.00	0.00	0.00	0.00	0.00	0.00
3	AGRICULTURE	0 0.00	0 0.00	0.00	0.00	0.00	0.00	0.00	0.00	0.00
4	LICENSEES	0 0.00	0 0.00	0.00	0.00	0.00	0.00	0.00	0.00	0.00
5	OTHERS	0 0.00	0 0.00	0.00	0.00	0.00	0.00	0.00	0.00	0.00
6	INTER-STATE	0 0.00	0 0.00	0.00	0.00	0.00	0.00	0.00	0.00	0.00
7	DADRA NAGAR	0 0.00	0 0.00	0.00	0.00	0.00	0.00	0.00	0.00	0.00
8	P.D.C	43 14381471.00	0 467838.09	3147.92	0.00	15064.09	5015668.49	0.00	2624921.93	12440350.52
9	UNCONNECTED	7 0.17	0 3579980.21	3113166.10	0.00	296347.97	389283.00	0.00	615339.13	396522.44
10	WATER WORKS	0 0.00	0 0.00	0.00	0.00	0.00	0.00	0.00	0.00	0.00
	Grand Total	258 45180143.66	389331858 3305149355.15	2558299086.39	14618451.49	861617714.25	43039646.71	0.00	0.00	-127245400.03

CREDIT ADJUSTMENT (HT)

SR.	Category	TOTAL	BOARD-CHARGE	ELE.DUTY.	TAX ON SALE	EARTHQUAKE REL	DPC	Incentive Amount
1	HT INDUSTRY	861306302.19	763900128.05	97406174.14	0.00	0.00	0.00	0.00
2	TRACTION RL	0.00	0.00	0.00	0.00	0.00	0.00	0.00
3	AGRICULTURE	0.00	0.00	0.00	0.00	0.00	0.00	0.00
4	LICENSEES	0.00	0.00	0.00	0.00	0.00	0.00	0.00
5	OTHERS	0.00	0.00	0.00	0.00	0.00	0.00	0.00
6	INTER-STATE	0.00	0.00	0.00	0.00	0.00	0.00	0.00
7	DADRA NAGAR	0.00	0.00	0.00	0.00	0.00	0.00	0.00
8	P.D.C	15064.09	15064.09	0.00	0.00	0.00	0.00	0.00
9	UNCONNECTED	296347.97	296347.97	0.00	0.00	0.00	0.00	0.00
10	WATER WORKS	0.00	0.00	0.00	0.00	0.00	0.00	0.00
Grand Total		861617714.25	764211540.11	97406174.14	0.00	0.00	0.00	0.00

S.E. (DSM)
DGVCL, Surat.

DAKSHIN GUJARAT VIJ COMPANY LIMITED
HT CGL REPORT FROM MAY-2020 **TO** APR-2021
PERIOD: APR-2021
CIR: 34 VALSAD

LAST MONTH END DATE : 30-04-2021
COM: 1 DGVCL

PROCESSED ON: 09-May-2022
DIV: 23 VAPI IND O&M

Sr.	Category	Consumers OP.Balance	Units Billed Assessment	Collection	Past Payment	Credit-Adj	Non-Cash-Adj Other Office	Payment from	Tran-From	Cl.Balance
1	HT INDUSTRY	785 321705013.72	1827112652 15122430448.37	13701151446.30	112597969.15	2195910464.34	149666413.03	0.00	-1724887.25	-716915717.98
2	TRACTION RL	0 0.00	0 0.00	0.00	0.00	0.00	0.00	0.00	0.00	0.00
3	AGRICULTURE	0 0.00	0 0.00	0.00	0.00	0.00	0.00	0.00	0.00	0.00
4	LICENSEES	0 0.00	0 0.00	0.00	0.00	0.00	0.00	0.00	0.00	0.00
5	OTHERS	0 0.00	0 0.00	0.00	0.00	0.00	0.00	0.00	0.00	0.00
6	INTER-STATE	0 0.00	0 0.00	0.00	0.00	0.00	0.00	0.00	0.00	0.00
7	DADRA NAGAR	0 0.00	0 0.00	0.00	0.00	0.00	0.00	0.00	0.00	0.00
8	P.D.C	209 -12887336.04	0 35132967.26	294635.00	0.00	2437925.72	3325910.27	0.00	1442518.81	17629679.04
9	UNCONNECTED	9 41300.87	0 2064345.23	2252267.98	0.00	153570.16	178658.00	0.00	282368.44	-196481.60
10	WATER WORKS	1 -0.46	1332118 9226630.94	9960116.00	0.00	26248.73	34919.00	0.00	0.00	-794653.25
	Grand Total	1004 308858978.09	1828444770 15168854391.80	13713658465.28	112597969.15	2198528208.95	153205900.30	0.00	0.00	-700277173.79

CREDIT ADJUSTMENT (HT)

SR.	Category	TOTAL	BOARD-CHARGE	ELE.DUTY.	TAX ON SALE	EARTHQUAKE REL	DPC	Incentive Amount
1	HT INDUSTRY	2195865047.67	2026111517.27	163037668.05	0.00	0.00	6715862.35	0.00
2	TRACTION RL	0.00	0.00	0.00	0.00	0.00	0.00	0.00
3	AGRICULTURE	0.00	0.00	0.00	0.00	0.00	0.00	0.00
4	LICENSEES	0.00	0.00	0.00	0.00	0.00	0.00	0.00
5	OTHERS	0.00	0.00	0.00	0.00	0.00	0.00	0.00
6	INTER-STATE	0.00	0.00	0.00	0.00	0.00	0.00	0.00
7	DADRA NAGAR	0.00	0.00	0.00	0.00	0.00	0.00	0.00
8	P.D.C	2437925.72	2398736.37	34559.00	0.00	0.00	4630.35	0.00
9	UNCONNECTED	153570.16	153150.00	0.00	0.00	0.00	420.16	0.00
10	WATER WORKS	26248.73	19965.97	0.00	0.00	0.00	6282.76	0.00
Grand Total		2198482792.28	2028683369.61	163072227.05	0.00	0.00	6727195.62	0.00

S.E. (DSM)
DGVCL, Surat.

LAST MONTH END DATE : 30-04-2021
COM: 1 DGVCL

HT CGL REPORT FROM MAY-2020 **TO** APR-2021
PERIOD: APR-2021
CIR: 34 VALSAD

PROCESSED ON: 09-May-2022
DIV: 24 VALSAD O&M

Sr.	Category	Consumers OP.Balance	Units Billed Assessment	Collection	Past Payment	Credit-Adj	Non-Cash-Adj Other Office	Payment from	Tran-From	Cl.Balance
1	HT INDUSTRY	112 1163899.33	97191200 798055271.27	788135724.35	17962185.32	45801535.35	12559527.53	0.00	-1716627.10	-66956429.05
2	TRACTION RL	0 0.00	0 0.00	0.00	0.00	0.00	0.00	0.00	0.00	0.00
3	AGRICULTURE	0 0.00	0 0.00	0.00	0.00	0.00	0.00	0.00	0.00	0.00
4	LICENSEES	0 0.00	0 0.00	0.00	0.00	0.00	0.00	0.00	0.00	0.00
5	OTHERS	0 0.00	0 0.00	0.00	0.00	0.00	0.00	0.00	0.00	0.00
6	INTER-STATE	0 0.00	0 0.00	0.00	0.00	0.00	0.00	0.00	0.00	0.00
7	DADRA NAGAR	0 0.00	0 0.00	0.00	0.00	0.00	0.00	0.00	0.00	0.00
8	P.D.C	44 1231088.96	0 816624.69	0.00	0.00	669062.36	1571431.00	0.00	1422066.07	1229286.36
9	UNCONNECTED	4 0.00	0 930759.47	1239892.00	0.00	0.00	87000.00	0.00	294561.03	-101571.50
10	WATER WORKS	0 0.00	0 0.00	0.00	0.00	0.00	0.00	0.00	0.00	0.00
	Grand Total	160 2394988.29	97191200 799802655.43	789375616.35	17962185.32	46470597.71	14217958.53	0.00	0.00	-65828714.19

CREDIT ADJUSTMENT (HT)

SR.	Category	TOTAL	BOARD-CHARGE	ELE.DUTY.	TAX ON SALE	EARTHQUAKE REL	DPC	Incentive Amount
1	HT INDUSTRY	45801535.35	36685562.79	8779562.37	0.00	0.00	336410.19	0.00
2	TRACTION RL	0.00	0.00	0.00	0.00	0.00	0.00	0.00
3	AGRICULTURE	0.00	0.00	0.00	0.00	0.00	0.00	0.00
4	LICENSEES	0.00	0.00	0.00	0.00	0.00	0.00	0.00
5	OTHERS	0.00	0.00	0.00	0.00	0.00	0.00	0.00
6	INTER-STATE	0.00	0.00	0.00	0.00	0.00	0.00	0.00
7	DADRA NAGAR	0.00	0.00	0.00	0.00	0.00	0.00	0.00
8	P.D.C	669062.36	663699.86	5362.50	0.00	0.00	0.00	0.00
9	UNCONNECTED	0.00	0.00	0.00	0.00	0.00	0.00	0.00
10	WATER WORKS	0.00	0.00	0.00	0.00	0.00	0.00	0.00
Grand Total		46470597.71	37349262.65	8784924.87	0.00	0.00	336410.19	0.00

S.E. (DSM)
DGVCL, Surat.

HT Revenue Return for the month(CGL)

LAST MONTH END DATE : 30-04-2021
COM: 1 DGVCL

HT CGL REPORT FROM MAY-2020 **TO** APR-2021
PERIOD: APR-2021
CIR: 34 VALSAD

PROCESSED ON: 09-May-2022
DIV: 25 VALSAD CITY O&M

Sr.	Category	Consumers OP.Balance	Units Billed Assessment	Collection	Past Payment	Credit-Adj	Non-Cash-Adj Other Office	Payment from	Tran-From	Cl.Balance
1	HT INDUSTRY	76 70788018.93	128318882 1121746781.99	944277235.95	16326042.84	196837741.00	5828785.21	0.00	13443.08	29278439.00
2	TRACTION RL	0 0.00	0 0.00	0.00	0.00	0.00	0.00	0.00	0.00	0.00
3	AGRICULTURE	0 0.00	0 0.00	0.00	0.00	0.00	0.00	0.00	0.00	0.00
4	LICENSEES	0 0.00	0 0.00	0.00	0.00	0.00	0.00	0.00	0.00	0.00
5	OTHERS	0 0.00	0 0.00	0.00	0.00	0.00	0.00	0.00	0.00	0.00
6	INTER-STATE	0 0.00	0 0.00	0.00	0.00	0.00	0.00	0.00	0.00	0.00
7	DADRA NAGAR	0 0.00	0 0.00	0.00	0.00	0.00	0.00	0.00	0.00	0.00
8	P.D.C	23 -4473401.96	0 15338.47	115978.00	0.00	0.00	-61616.00	0.00	0.00	-4512425.49
9	UNCONNECTED	1 0.00	0 179327.39	113104.39	0.00	0.00	52780.27	0.00	-13443.08	-0.35
10	WATER WORKS	0 0.00	0 0.00	0.00	0.00	0.00	0.00	0.00	0.00	0.00
	Grand Total	100 66314616.97	128318882 1121941447.85	944506318.34	16326042.84	196837741.00	5819949.48	0.00	0.00	24766013.16

CREDIT ADJUSTMENT (HT)

SR.	Category	TOTAL	BOARD-CHARGE	ELE.DUTY.	TAX ON SALE	EARTHQUAKE REL	DPC	Incentive Amount
1	HT INDUSTRY	196837741.00	187288141.86	8714286.72	0.00	0.00	835312.42	0.00
2	TRACTION RL	0.00	0.00	0.00	0.00	0.00	0.00	0.00
3	AGRICULTURE	0.00	0.00	0.00	0.00	0.00	0.00	0.00
4	LICENSEES	0.00	0.00	0.00	0.00	0.00	0.00	0.00
5	OTHERS	0.00	0.00	0.00	0.00	0.00	0.00	0.00
6	INTER-STATE	0.00	0.00	0.00	0.00	0.00	0.00	0.00
7	DADRA NAGAR	0.00	0.00	0.00	0.00	0.00	0.00	0.00
8	P.D.C	0.00	0.00	0.00	0.00	0.00	0.00	0.00
9	UNCONNECTED	0.00	0.00	0.00	0.00	0.00	0.00	0.00
10	WATER WORKS	0.00	0.00	0.00	0.00	0.00	0.00	0.00
Grand Total		196837741.00	187288141.86	8714286.72	0.00	0.00	835312.42	0.00

S.E. (DSM)
DGVCL, Surat.

LAST MONTH END DATE : 30-04-2021
COM: 1 DGVCL

HT CGL REPORT FROM MAY-2020 **TO** APR-2021
PERIOD: APR-2021
CIR: 34 VALSAD

PROCESSED ON: 09-May-2022
DIV: 26 NAVSARI(CITY)

Sr.	Category	Consumers OP.Balance	Units Billed Assessment	Collection	Past Payment	Credit-Adj	Non-Cash-Adj Other Office	Payment from	Tran-From	Cl.Balance
1	HT INDUSTRY	65 1896034.76	58588614 464400101.38	493796031.20	1278149.52	9793586.58	4584245.51	0.00	-317994.81	-43473871.48
2	TRACTION RL	0 0.00	0 0.00	0.00	0.00	0.00	0.00	0.00	0.00	0.00
3	AGRICULTURE	0 0.00	0 0.00	0.00	0.00	0.00	0.00	0.00	0.00	0.00
4	LICENSEES	0 0.00	0 0.00	0.00	0.00	0.00	0.00	0.00	0.00	0.00
5	OTHERS	0 0.00	0 0.00	0.00	0.00	0.00	0.00	0.00	0.00	0.00
6	INTER-STATE	0 0.00	0 0.00	0.00	0.00	0.00	0.00	0.00	0.00	0.00
7	DADRA NAGAR	0 0.00	0 0.00	0.00	0.00	0.00	0.00	0.00	0.00	0.00
8	P.D.C	32 79929864.61	0 88626.55	436.00	0.00	855.35	536518.00	0.00	366078.25	79846760.06
9	UNCONNECTED	0 0.00	0 172476.44	124393.00	0.00	0.00	0.00	0.00	-48083.44	0.00
10	WATER WORKS	0 0.00	0 0.00	0.00	0.00	0.00	0.00	0.00	0.00	0.00
	Grand Total	97 81825899.37	58588614 464661204.37	493920860.20	1278149.52	9794441.93	5120763.51	0.00	0.00	36372888.58

CREDIT ADJUSTMENT (HT)

SR.	Category	TOTAL	BOARD-CHARGE	ELE.DUTY.	TAX ON SALE	EARTHQUAKE REL	DPC	Incentive Amount
1	HT INDUSTRY	9793586.58	7480762.07	2023292.36	0.00	0.00	289532.15	0.00
2	TRACTION RL	0.00	0.00	0.00	0.00	0.00	0.00	0.00
3	AGRICULTURE	0.00	0.00	0.00	0.00	0.00	0.00	0.00
4	LICENSEES	0.00	0.00	0.00	0.00	0.00	0.00	0.00
5	OTHERS	0.00	0.00	0.00	0.00	0.00	0.00	0.00
6	INTER-STATE	0.00	0.00	0.00	0.00	0.00	0.00	0.00
7	DADRA NAGAR	0.00	0.00	0.00	0.00	0.00	0.00	0.00
8	P.D.C	855.35	684.28	171.07	0.00	0.00	0.00	0.00
9	UNCONNECTED	0.00	0.00	0.00	0.00	0.00	0.00	0.00
10	WATER WORKS	0.00	0.00	0.00	0.00	0.00	0.00	0.00
Grand Total		9794441.93	7481446.35	2023463.43	0.00	0.00	289532.15	0.00

S.E. (DSM)
DGVCL, Surat.

LAST MONTH END DATE : 30-04-2021
COM: 1 DGVCL

HT CGL REPORT FROM MAY-2020 **TO** APR-2021
PERIOD: APR-2021
CIR: 35 BHARUCH

PROCESSED ON: 09-May-2022
DIV: 21 BHARUCH O&M

Sr.	Category	Consumers OP.Balance	Units Billed Assessment	Collection	Past Payment	Credit-Adj	Non-Cash-Adj Other Office	Payment from	Tran-From	Cl.Balance
1	HT INDUSTRY	349 1017951265.54	2825272621 25687870860.68	14982864922.43	85103185.18	11089343089.40	86635576.36	0.00	-7202776.54	454672576.31
2	TRACTION RL	1 -4272927.50	7282650 58404052.99	58099468.00	0.00	481075.38	0.00	0.00	0.00	-4449417.89
3	AGRICULTURE	0 0.00	0 0.00	0.00	0.00	0.00	0.00	0.00	0.00	0.00
4	LICENSEES	0 0.00	0 0.00	0.00	0.00	0.00	0.00	0.00	0.00	0.00
5	OTHERS	0 0.00	0 0.00	0.00	0.00	0.00	0.00	0.00	0.00	0.00
6	INTER-STATE	0 0.00	0 0.00	0.00	0.00	0.00	0.00	0.00	0.00	0.00
7	DADRA NAGAR	0 0.00	0 0.00	0.00	0.00	0.00	0.00	0.00	0.00	0.00
8	P.D.C	103 13684222.72	0 5763456.15	22817.00	0.00	4742982.47	1072298.02	0.00	7202776.54	20812357.92
9	UNCONNECTED	0 0.00	0 0.00	0.00	0.00	0.00	0.00	0.00	0.00	0.00
10	WATER WORKS	0 0.00	0 0.00	0.00	0.00	0.00	0.00	0.00	0.00	0.00
	Grand Total	453 1027362560.76	2832555271 25752038369.82	15040987207.43	85103185.18	11094567147.25	87707874.38	0.00	0.00	471035516.34

CREDIT ADJUSTMENT (HT)

SR.	Category	TOTAL	BOARD-CHARGE	ELE.DUTY.	TAX ON SALE	EARTHQUAKE REL	DPC	Incentive Amount
1	HT INDUSTRY	11089330175.52	10183528098.57	812620168.80	0.00	0.00	93181908.15	0.00
2	TRACTION RL	481075.38	481075.38	0.00	0.00	0.00	0.00	0.00
3	AGRICULTURE	0.00	0.00	0.00	0.00	0.00	0.00	0.00
4	LICENSEES	0.00	0.00	0.00	0.00	0.00	0.00	0.00
5	OTHERS	0.00	0.00	0.00	0.00	0.00	0.00	0.00
6	INTER-STATE	0.00	0.00	0.00	0.00	0.00	0.00	0.00
7	DADRA NAGAR	0.00	0.00	0.00	0.00	0.00	0.00	0.00
8	P.D.C	4742982.47	4572649.45	170333.02	0.00	0.00	0.00	0.00
9	UNCONNECTED	0.00	0.00	0.00	0.00	0.00	0.00	0.00
10	WATER WORKS	0.00	0.00	0.00	0.00	0.00	0.00	0.00
Grand Total		11094554233.37	10188581823.40	812790501.82	0.00	0.00	93181908.15	0.00

S.E. (DSM)
DGVCL, Surat.

LAST MONTH END DATE : 30-04-2021
COM: 1 DGVCL

HT CGL REPORT FROM MAY-2020 **TO** APR-2021
PERIOD: APR-2021
CIR: 35 BHARUCH

PROCESSED ON: 09-May-2022
DIV: 22 ANKLESHWAR O&M

Sr.	Category	Consumers OP.Balance	Units Billed Assessment	Collection	Past Payment	Credit-Adj	Non-Cash-Adj Other Office	Payment from	Tran-From	Cl.Balance
1	HT INDUSTRY	55 25367739.17	220509109 1885882363.01	1067620496.56	5339093.43	834814070.42	5815024.89	0.00	-29409711.51	-31748294.63
2	TRACTION RL	0 0.00	0 0.00	0.00	0.00	0.00	0.00	0.00	0.00	0.00
3	AGRICULTURE	0 0.00	0 0.00	0.00	0.00	0.00	0.00	0.00	0.00	0.00
4	LICENSEES	0 0.00	0 0.00	0.00	0.00	0.00	0.00	0.00	0.00	0.00
5	OTHERS	0 0.00	0 0.00	0.00	0.00	0.00	0.00	0.00	0.00	0.00
6	INTER-STATE	0 0.00	0 0.00	0.00	0.00	0.00	0.00	0.00	0.00	0.00
7	DADRA NAGAR	0 0.00	0 0.00	0.00	0.00	0.00	0.00	0.00	0.00	0.00
8	P.D.C	28 158807163.10	0 708.91	1418.00	0.00	0.00	20586300.00	0.00	29358394.11	167578548.12
9	UNCONNECTED	2 0.00	0 112726.45	132244.40	25500.00	0.00	0.00	0.00	51317.40	6299.45
10	WATER WORKS	0 0.00	0 0.00	0.00	0.00	0.00	0.00	0.00	0.00	0.00
	Grand Total	85 184174902.27	220509109 1885995798.37	1067754158.96	5364593.43	834814070.42	26401324.89	0.00	-0.00	135836552.94

CREDIT ADJUSTMENT (HT)

SR.	Category	TOTAL	BOARD-CHARGE	ELE.DUTY.	TAX ON SALE	EARTHQUAKE REL	DPC	Incentive Amount
1	HT INDUSTRY	834814070.42	749560896.63	85075188.40	0.00	0.00	177985.39	0.00
2	TRACTION RL	0.00	0.00	0.00	0.00	0.00	0.00	0.00
3	AGRICULTURE	0.00	0.00	0.00	0.00	0.00	0.00	0.00
4	LICENSEES	0.00	0.00	0.00	0.00	0.00	0.00	0.00
5	OTHERS	0.00	0.00	0.00	0.00	0.00	0.00	0.00
6	INTER-STATE	0.00	0.00	0.00	0.00	0.00	0.00	0.00
7	DADRA NAGAR	0.00	0.00	0.00	0.00	0.00	0.00	0.00
8	P.D.C	0.00	0.00	0.00	0.00	0.00	0.00	0.00
9	UNCONNECTED	0.00	0.00	0.00	0.00	0.00	0.00	0.00
10	WATER WORKS	0.00	0.00	0.00	0.00	0.00	0.00	0.00
Grand Total		834814070.42	749560896.63	85075188.40	0.00	0.00	177985.39	0.00

S.E. (DSM)
DGVCL, Surat.

LAST MONTH END DATE : 30-04-2021
COM: 1 DGVCL

HT CGL REPORT FROM MAY-2020 **TO** APR-2021
PERIOD: APR-2021
CIR: 35 BHARUCH

PROCESSED ON: 09-May-2022
DIV: 23 ANKLESHWAR IND

Sr.	Category	Consumers OP.Balance	Units Billed Assessment	Collection	Past Payment	Credit-Adj	Non-Cash-Adj Other Office	Payment from	Tran-From	Cl.Balance
1	HT INDUSTRY	507 103979740.44	1972917858 16645322385.55	13899168476.60	191771174.03	3138263290.37	61882079.56	0.00	281402.51	-541501492.06
2	TRACTION RL	0 0.00	0 0.00	0.00	0.00	0.00	0.00	0.00	0.00	0.00
3	AGRICULTURE	0 0.00	0 0.00	0.00	0.00	0.00	0.00	0.00	0.00	0.00
4	LICENSEES	0 0.00	0 0.00	0.00	0.00	0.00	0.00	0.00	0.00	0.00
5	OTHERS	0 0.00	0 0.00	0.00	0.00	0.00	0.00	0.00	0.00	0.00
6	INTER-STATE	0 0.00	0 0.00	0.00	0.00	0.00	0.00	0.00	0.00	0.00
7	DADRA NAGAR	0 0.00	0 0.00	0.00	0.00	0.00	0.00	0.00	0.00	0.00
8	P.D.C	204 1452922029.76	0 5760128.87	9467300.60	0.00	163729.41	-3365146.42	0.00	-1852812.58	1450563462.46
9	UNCONNECTED	7 0.00	0 1129340.12	2923582.81	0.00	16451.61	4725.78	0.00	1571410.07	-244010.01
10	WATER WORKS	0 0.00	0 0.00	0.00	0.00	0.00	0.00	0.00	0.00	0.00
	Grand Total	718 1556901770.20	1972917858 16652211854.54	13911559360.01	191771174.03	3138443471.39	58521658.92	0.00	0.00	908817960.39

CREDIT ADJUSTMENT (HT)

SR.	Category	TOTAL	BOARD-CHARGE	ELE.DUTY.	TAX ON SALE	EARTHQUAKE REL	DPC	Incentive Amount
1	HT INDUSTRY	3130811476.15	2691708519.67	434525055.94	0.00	0.00	4577900.54	0.00
2	TRACTION RL	0.00	0.00	0.00	0.00	0.00	0.00	0.00
3	AGRICULTURE	0.00	0.00	0.00	0.00	0.00	0.00	0.00
4	LICENSEES	0.00	0.00	0.00	0.00	0.00	0.00	0.00
5	OTHERS	0.00	0.00	0.00	0.00	0.00	0.00	0.00
6	INTER-STATE	0.00	0.00	0.00	0.00	0.00	0.00	0.00
7	DADRA NAGAR	0.00	0.00	0.00	0.00	0.00	0.00	0.00
8	P.D.C	163729.41	85496.21	399.78	0.00	0.00	77833.42	0.00
9	UNCONNECTED	16451.61	16451.61	0.00	0.00	0.00	0.00	0.00
10	WATER WORKS	0.00	0.00	0.00	0.00	0.00	0.00	0.00
Grand Total		3130991657.17	2691810467.49	434525455.72	0.00	0.00	4655733.96	0.00

S.E. (DSM)
DGVCL, Surat.

LAST MONTH END DATE : 30-04-2021
COM: 1 DGVCL

HT CGL REPORT FROM MAY-2020 **TO** APR-2021
PERIOD: APR-2021
CIR: 35 BHARUCH

PROCESSED ON: 09-May-2022
DIV: 25 RAJPIPALA

Sr.	Category	Consumers OP.Balance	Units Billed Assessment	Collection	Past Payment	Credit-Adj	Non-Cash-Adj Other Office	Payment from	Tran-From	Cl.Balance
1	HT INDUSTRY	50 59382299.94	126898780 1177416912.93	638876720.34	5229692.00	476246300.03	16863009.00	0.00	-882548.89	98700942.61
2	TRACTION RL	0 0.00	0 0.00	0.00	0.00	0.00	0.00	0.00	0.00	0.00
3	AGRICULTURE	0 0.00	0 0.00	0.00	0.00	0.00	0.00	0.00	0.00	0.00
4	LICENSEES	0 0.00	0 0.00	0.00	0.00	0.00	0.00	0.00	0.00	0.00
5	OTHERS	0 0.00	0 0.00	0.00	0.00	0.00	0.00	0.00	0.00	0.00
6	INTER-STATE	0 0.00	0 0.00	0.00	0.00	0.00	0.00	0.00	0.00	0.00
7	DADRA NAGAR	0 0.00	0 0.00	0.00	0.00	0.00	0.00	0.00	0.00	0.00
8	P.D.C	18 2163326.63	0 0.00	70.00	0.00	507936.49	350457.00	0.00	808485.72	2113348.86
9	UNCONNECTED	1 18508.06	0 80345.96	198471.23	0.00	0.00	0.00	0.00	74063.17	-25554.04
10	WATER WORKS	5 9501446.15	1387871 10948648.55	7448066.00	0.00	621251.47	308895.00	0.00	0.00	12071882.23
	Grand Total	74 71065580.78	128286651 1188445907.44	646523327.57	5229692.00	477375487.99	17522361.00	0.00	-0.00	112860619.66

CREDIT ADJUSTMENT (HT)

SR.	Category	TOTAL	BOARD-CHARGE	ELE.DUTY.	TAX ON SALE	EARTHQUAKE REL	DPC	Incentive Amount
1	HT INDUSTRY	475723456.81	433917648.95	41793447.30	0.00	0.00	12360.56	0.00
2	TRACTION RL	0.00	0.00	0.00	0.00	0.00	0.00	0.00
3	AGRICULTURE	0.00	0.00	0.00	0.00	0.00	0.00	0.00
4	LICENSEES	0.00	0.00	0.00	0.00	0.00	0.00	0.00
5	OTHERS	0.00	0.00	0.00	0.00	0.00	0.00	0.00
6	INTER-STATE	0.00	0.00	0.00	0.00	0.00	0.00	0.00
7	DADRA NAGAR	0.00	0.00	0.00	0.00	0.00	0.00	0.00
8	P.D.C	507936.49	507936.49	0.00	0.00	0.00	0.00	0.00
9	UNCONNECTED	0.00	0.00	0.00	0.00	0.00	0.00	0.00
10	WATER WORKS	621251.47	621251.47	0.00	0.00	0.00	0.00	0.00
Grand Total		476852644.77	435046836.91	41793447.30	0.00	0.00	12360.56	0.00

S.E. (DSM)
DGVCL, Surat.

LAST MONTH END DATE : 30-04-2021
COM: 1 DGVCL

HT CGL REPORT FROM MAY-2020 **TO** APR-2021
PERIOD: APR-2021
CIR: 35 BHARUCH

PROCESSED ON: 09-May-2022
DIV: 26 BHARUCH CITY

Sr.	Category	Consumers OP.Balance	Units Billed Assessment	Collection	Past Payment	Credit-Adj	Non-Cash-Adj Other Office	Payment from	Tran-From	Cl.Balance
1	HT INDUSTRY	38 -249353.04	20615529 170776540.90	168276631.75	1509043.00	10084828.12	3618818.02	0.00	-74555.23	-13036688.26
2	TRACTION RL	0 0.00	0 0.00	0.00	0.00	0.00	0.00	0.00	0.00	0.00
3	AGRICULTURE	0 0.00	0 0.00	0.00	0.00	0.00	0.00	0.00	0.00	0.00
4	LICENSEES	0 0.00	0 0.00	0.00	0.00	0.00	0.00	0.00	0.00	0.00
5	OTHERS	0 0.00	0 0.00	0.00	0.00	0.00	0.00	0.00	0.00	0.00
6	INTER-STATE	0 0.00	0 0.00	0.00	0.00	0.00	0.00	0.00	0.00	0.00
7	DADRA NAGAR	0 0.00	0 0.00	0.00	0.00	0.00	0.00	0.00	0.00	0.00
8	P.D.C	24 20926530.11	0 58705.80	5724.00	0.00	58650.00	82232.23	0.00	74555.23	20913184.91
9	UNCONNECTED	2 0.00	0 125775.54	151276.00	0.00	0.00	0.00	0.00	0.00	-25500.46
10	WATER WORKS	4 1991906.97	3683321 25195143.52	24833553.00	0.00	55436.30	319788.00	0.00	0.00	1978273.19
	Grand Total	68 22669084.04	24298850 196156165.76	193267184.75	1509043.00	10198914.42	4020838.25	0.00	0.00	9829269.38

CREDIT ADJUSTMENT (HT)

SR.	Category	TOTAL	BOARD-CHARGE	ELE.DUTY.	TAX ON SALE	EARTHQUAKE REL	DPC	Incentive Amount
1	HT INDUSTRY	10084828.12	8169273.39	1819006.39	0.00	0.00	96548.34	0.00
2	TRACTION RL	0.00	0.00	0.00	0.00	0.00	0.00	0.00
3	AGRICULTURE	0.00	0.00	0.00	0.00	0.00	0.00	0.00
4	LICENSEES	0.00	0.00	0.00	0.00	0.00	0.00	0.00
5	OTHERS	0.00	0.00	0.00	0.00	0.00	0.00	0.00
6	INTER-STATE	0.00	0.00	0.00	0.00	0.00	0.00	0.00
7	DADRA NAGAR	0.00	0.00	0.00	0.00	0.00	0.00	0.00
8	P.D.C	58650.00	51000.00	7650.00	0.00	0.00	0.00	0.00
9	UNCONNECTED	0.00	0.00	0.00	0.00	0.00	0.00	0.00
10	WATER WORKS	55436.30	55436.30	0.00	0.00	0.00	0.00	0.00
Grand Total		10198914.42	8275709.69	1826656.39	0.00	0.00	96548.34	0.00

S.E. (DSM)
DGVCL, Surat.

LAST MONTH END DATE : 30-04-2021
COM: 1 DGVCL

HT CGL REPORT FROM MAY-2020 **TO** APR-2021
PERIOD: APR-2021
CIR: 43 SURAT CITY

PROCESSED ON: 09-May-2022
DIV: 21 SURAT(URBAN)

Sr.	Category	Consumers OP.Balance	Units Billed Assessment	Collection	Past Payment	Credit-Adj	Non-Cash-Adj Other Office	Payment from	Tran-From	Cl.Balance
1	HT INDUSTRY	36 -8518245.17	29502455 224301365.68	223913875.18	745536.00	14426130.12	1778594.41	0.00	0.00	-25081015.20
2	TRACTION RL	0 0.00	0 0.00	0.00	0.00	0.00	0.00	0.00	0.00	0.00
3	AGRICULTURE	0 0.00	0 0.00	0.00	0.00	0.00	0.00	0.00	0.00	0.00
4	LICENSEES	0 0.00	0 0.00	0.00	0.00	0.00	0.00	0.00	0.00	0.00
5	OTHERS	0 0.00	0 0.00	0.00	0.00	0.00	0.00	0.00	0.00	0.00
6	INTER-STATE	0 0.00	0 0.00	0.00	0.00	0.00	0.00	0.00	0.00	0.00
7	DADRA NAGAR	0 0.00	0 0.00	0.00	0.00	0.00	0.00	0.00	0.00	0.00
8	P.D.C	7 -111678.05	0 0.00	7450.00	0.00	0.00	0.00	0.00	0.00	-119128.05
9	UNCONNECTED	0 0.00	0 0.00	0.00	0.00	0.00	0.00	0.00	0.00	0.00
10	WATER WORKS	2 -727827.38	1347874 9460200.36	7730677.00	0.00	1596197.02	122921.00	0.00	0.00	-717422.04
	Grand Total	45 -9357750.60	30850329 233761566.04	231652002.18	745536.00	16022327.14	1901515.41	0.00	0.00	-25917565.29

CREDIT ADJUSTMENT (HT)

SR.	Category	TOTAL	BOARD-CHARGE	ELE.DUTY.	TAX ON SALE	EARTHQUAKE REL	DPC	Incentive Amount
1	HT INDUSTRY	14426130.12	13117704.96	1270451.78	0.00	0.00	37973.38	0.00
2	TRACTION RL	0.00	0.00	0.00	0.00	0.00	0.00	0.00
3	AGRICULTURE	0.00	0.00	0.00	0.00	0.00	0.00	0.00
4	LICENSEES	0.00	0.00	0.00	0.00	0.00	0.00	0.00
5	OTHERS	0.00	0.00	0.00	0.00	0.00	0.00	0.00
6	INTER-STATE	0.00	0.00	0.00	0.00	0.00	0.00	0.00
7	DADRA NAGAR	0.00	0.00	0.00	0.00	0.00	0.00	0.00
8	P.D.C	0.00	0.00	0.00	0.00	0.00	0.00	0.00
9	UNCONNECTED	0.00	0.00	0.00	0.00	0.00	0.00	0.00
10	WATER WORKS	1596197.02	1595857.24	287.33	0.00	0.00	52.45	0.00
Grand Total		16022327.14	14713562.20	1270739.11	0.00	0.00	38025.83	0.00

S.E. (DSM)
DGVCL, Surat.

LAST MONTH END DATE : 30-04-2021
COM: 1 DGVCL

HT CGL REPORT FROM MAY-2020 **TO** APR-2021
PERIOD: APR-2021
CIR: 43 SURAT CITY

PROCESSED ON: 09-May-2022
DIV: 22 RANDER

Sr.	Category	Consumers OP.Balance	Units Billed Assessment	Collection	Past Payment	Credit-Adj	Non-Cash-Adj Other Office	Payment from	Tran-From	Cl.Balance
1	HT INDUSTRY	94 40097772.84	133339637 1030264311.68	895386481.07	2244238.05	180034189.98	12015806.59	0.00	-282727.18	-19601358.35
2	TRACTION RL	0 0.00	0 0.00	0.00	0.00	0.00	0.00	0.00	0.00	0.00
3	AGRICULTURE	0 0.00	0 0.00	0.00	0.00	0.00	0.00	0.00	0.00	0.00
4	LICENSEES	0 0.00	0 0.00	0.00	0.00	0.00	0.00	0.00	0.00	0.00
5	OTHERS	0 0.00	0 0.00	0.00	0.00	0.00	0.00	0.00	0.00	0.00
6	INTER-STATE	0 0.00	0 0.00	0.00	0.00	0.00	0.00	0.00	0.00	0.00
7	DADRA NAGAR	0 0.00	0 0.00	0.00	0.00	0.00	0.00	0.00	0.00	0.00
8	P.D.C	48 -172366.62	0 510916.18	134908.80	0.00	329443.00	273704.00	0.00	45235.02	-354271.22
9	UNCONNECTED	0 0.00	0 103354.84	340847.00	0.00	0.00	0.00	0.00	237492.16	0.00
10	WATER WORKS	0 0.00	0 0.00	0.00	0.00	0.00	0.00	0.00	0.00	0.00
Grand Total		142 39925406.22	133339637 1030878582.70	895862236.87	2244238.05	180363632.98	12289510.59	0.00	0.00	-19955629.57

CREDIT ADJUSTMENT (HT)

SR.	Category	TOTAL	BOARD-CHARGE	ELE.DUTY.	TAX ON SALE	EARTHQUAKE REL	DPC	Incentive Amount
1	HT INDUSTRY	180034189.98	165481790.13	14220610.45	0.00	0.00	331789.40	0.00
2	TRACTION RL	0.00	0.00	0.00	0.00	0.00	0.00	0.00
3	AGRICULTURE	0.00	0.00	0.00	0.00	0.00	0.00	0.00
4	LICENSEES	0.00	0.00	0.00	0.00	0.00	0.00	0.00
5	OTHERS	0.00	0.00	0.00	0.00	0.00	0.00	0.00
6	INTER-STATE	0.00	0.00	0.00	0.00	0.00	0.00	0.00
7	DADRA NAGAR	0.00	0.00	0.00	0.00	0.00	0.00	0.00
8	P.D.C	329443.00	329443.00	0.00	0.00	0.00	0.00	0.00
9	UNCONNECTED	0.00	0.00	0.00	0.00	0.00	0.00	0.00
10	WATER WORKS	0.00	0.00	0.00	0.00	0.00	0.00	0.00
Grand Total		180363632.98	165811233.13	14220610.45	0.00	0.00	331789.40	0.00

S.E. (DSM)
DGVCL, Surat.

LAST MONTH END DATE : 30-04-2021
COM: 1 DGVCL

HT CGL REPORT FROM MAY-2020 **TO** APR-2021
PERIOD: APR-2021
CIR: 43 SURAT CITY

PROCESSED ON: 09-May-2022
DIV: 23 SURAT (IND)

Sr.	Category	Consumers OP.Balance	Units Billed Assessment	Collection	Past Payment	Credit-Adj	Non-Cash-Adj Other Office	Payment from	Tran-From	Cl.Balance
1	HT INDUSTRY	685 295076633.96	1126684535 8874590463.20	8039299394.63	45493198.53	1661397603.96	51139707.16	0.00	-911342.45	-628574149.57
2	TRACTION RL	0 0.00	0 0.00	0.00	0.00	0.00	0.00	0.00	0.00	0.00
3	AGRICULTURE	0 0.00	0 0.00	0.00	0.00	0.00	0.00	0.00	0.00	0.00
4	LICENSEES	0 0.00	0 0.00	0.00	0.00	0.00	0.00	0.00	0.00	0.00
5	OTHERS	0 0.00	0 0.00	0.00	0.00	0.00	0.00	0.00	0.00	0.00
6	INTER-STATE	0 0.00	0 0.00	0.00	0.00	0.00	0.00	0.00	0.00	0.00
7	DADRA NAGAR	0 0.00	0 0.00	0.00	0.00	0.00	0.00	0.00	0.00	0.00
8	P.D.C	237 -30120512.60	0 616444.18	278542.00	0.00	46816.59	1030062.48	0.00	-67920.59	-30927410.08
9	UNCONNECTED	5 614030.32	0 3027691.59	4258834.61	0.00	415850.97	184315.21	0.00	979263.04	-238015.84
10	WATER WORKS	0 0.00	0 0.00	0.00	0.00	0.00	0.00	0.00	0.00	0.00
	Grand Total	927 265570151.68	1126684535 8878234598.97	8043836771.24	45493198.53	1661860271.52	52354084.85	0.00	0.00	-659739575.49

CREDIT ADJUSTMENT (HT)

SR.	Category	TOTAL	BOARD-CHARGE	ELE.DUTY.	TAX ON SALE	EARTHQUAKE REL	DPC	Incentive Amount
1	HT INDUSTRY	1661397603.96	1451467871.36	209929732.60	0.00	0.00	0.00	0.00
2	TRACTION RL	0.00	0.00	0.00	0.00	0.00	0.00	0.00
3	AGRICULTURE	0.00	0.00	0.00	0.00	0.00	0.00	0.00
4	LICENSEES	0.00	0.00	0.00	0.00	0.00	0.00	0.00
5	OTHERS	0.00	0.00	0.00	0.00	0.00	0.00	0.00
6	INTER-STATE	0.00	0.00	0.00	0.00	0.00	0.00	0.00
7	DADRA NAGAR	0.00	0.00	0.00	0.00	0.00	0.00	0.00
8	P.D.C	46816.59	44825.06	1991.53	0.00	0.00	0.00	0.00
9	UNCONNECTED	415850.97	415850.97	0.00	0.00	0.00	0.00	0.00
10	WATER WORKS	0.00	0.00	0.00	0.00	0.00	0.00	0.00
Grand Total		1661860271.52	1451928547.39	209931724.13	0.00	0.00	0.00	0.00

S.E. (DSM)
DGVCL, Surat.

LAST MONTH END DATE : 30-04-2021
COM: 1 DGVCL

HT CGL REPORT FROM MAY-2020 **TO** APR-2021
PERIOD: APR-2021
CIR: 43 SURAT CITY

PROCESSED ON: 09-May-2022
DIV: 24 PIPLOD

Sr.	Category	Consumers OP.Balance	Units Billed Assessment	Collection	Past Payment	Credit-Adj	Non-Cash-Adj Other Office	Payment from	Tran-From	Cl.Balance
1	HT INDUSTRY	201 214915252.82	532680949 5052822769.25	3598706342.73	8097036.07	1607413488.91	22867115.25	0.00	-3942141.55	26711897.56
2	TRACTION RL	0 0.00	0 0.00	0.00	0.00	0.00	0.00	0.00	0.00	0.00
3	AGRICULTURE	0 0.00	0 0.00	0.00	0.00	0.00	0.00	0.00	0.00	0.00
4	LICENSEES	0 0.00	0 0.00	0.00	0.00	0.00	0.00	0.00	0.00	0.00
5	OTHERS	0 0.00	0 0.00	0.00	0.00	0.00	0.00	0.00	0.00	0.00
6	INTER-STATE	0 0.00	0 0.00	0.00	0.00	0.00	0.00	0.00	0.00	0.00
7	DADRA NAGAR	0 0.00	0 0.00	0.00	0.00	0.00	0.00	0.00	0.00	0.00
8	P.D.C	26 50667528928.69	0 2982714568.87	5723.02	0.00	0.00	305038.83	0.00	2223440.01	53652156175.72
9	UNCONNECTED	1 1876239.00	0 10830271.83	8720168.27	0.00	634559.93	5192284.00	0.00	1718701.54	-121799.83
10	WATER WORKS	0 0.00	0 0.00	0.00	0.00	0.00	0.00	0.00	0.00	0.00
	Grand Total	228 50884320420.51	532680949 8046367609.95	3607432234.02	8097036.07	1608048048.84	28364438.08	0.00	0.00	53678746273.45

CREDIT ADJUSTMENT (HT)

SR.	Category	TOTAL	BOARD-CHARGE	ELE.DUTY.	TAX ON SALE	EARTHQUAKE REL	DPC	Incentive Amount
1	HT INDUSTRY	1607413488.91	1489863525.15	116268582.89	0.00	0.00	1281380.87	0.00
2	TRACTION RL	0.00	0.00	0.00	0.00	0.00	0.00	0.00
3	AGRICULTURE	0.00	0.00	0.00	0.00	0.00	0.00	0.00
4	LICENSEES	0.00	0.00	0.00	0.00	0.00	0.00	0.00
5	OTHERS	0.00	0.00	0.00	0.00	0.00	0.00	0.00
6	INTER-STATE	0.00	0.00	0.00	0.00	0.00	0.00	0.00
7	DADRA NAGAR	0.00	0.00	0.00	0.00	0.00	0.00	0.00
8	P.D.C	0.00	0.00	0.00	0.00	0.00	0.00	0.00
9	UNCONNECTED	634559.93	633250.00	0.00	0.00	0.00	1309.93	0.00
10	WATER WORKS	0.00	0.00	0.00	0.00	0.00	0.00	0.00
Grand Total		1608048048.84	1490496775.15	116268582.89	0.00	0.00	1282690.80	0.00

S.E. (DSM)
DGVCL, Surat.

DAKSHIN GUJARAT VIJ COMPANY LIMITED
HT CGL REPORT FROM MAY-2020 TO APR-2021
PERIOD: APR-2021
CIR: 21 SURAT

ST MONTH END DATE : 30-04-2021
4: 1 DGVCL

PROCESSED ON: 09-May-2(
DIV: 21 SURAT(RURA

Sr.	Category	Consumers OP.Balance	Units Billed Assessment	Collection	Past Payment	Credit-Adj	Non-Cash-Adj Other Office	Payment from	Tran-From	Cl.Balance
1	HT INDUSTRY	78 -12749340.91	107609742 782968989.37	699436243.19	4262012.19	133863098.70	5997249.55	0.00	0.00	-73338955.17
2	TRACTION RL	0 0.00	0 0.00	0.00	0.00	0.00	0.00	0.00	0.00	0.00
3	AGRICULTURE	0 0.00	0 0.00	0.00	0.00	0.00	0.00	0.00	0.00	0.00
4	LICENSEES	0 0.00	0 0.00	0.00	0.00	0.00	0.00	0.00	0.00	0.00
5	OTHERS	0 0.00	0 0.00	0.00	0.00	0.00	0.00	0.00	0.00	0.00
6	INTER-STATE	0 0.00	0 0.00	0.00	0.00	0.00	0.00	0.00	0.00	0.00
7	DADRA NAGAR	0 0.00	0 0.00	0.00	0.00	0.00	0.00	0.00	0.00	0.00
8	P.D.C	54 -184090.16	0 6161.60	13685.93	0.00	0.00	0.00	0.00	0.00	-191614.49
9	UNCONNECTED	0 0.00	0 0.00	0.00	0.00	0.00	0.00	0.00	0.00	0.00
10	WATER WORKS	0 0.00	0 0.00	0.00	0.00	0.00	0.00	0.00	0.00	0.00
	Grand Total	132 -12933431.07	107609742 782975150.97	699449929.12	4262012.19	133863098.70	5997249.55	0.00	0.00	-73530569.66

CREDIT ADJUSTMENT (HT)

SR.	Category	TOTAL	BOARD-CHARGE	ELE.DUTY.	TAX ON SALE	EARTHQUAKE REL	DPC	Incentive Amount
1	HT INDUSTRY	133863845.04	127513572.28	6090310.90	0.00	0.00	259961.86	0.00
2	TRACTION RL	0.00	0.00	0.00	0.00	0.00	0.00	0.00
3	AGRICULTURE	0.00	0.00	0.00	0.00	0.00	0.00	0.00
4	LICENSEES	0.00	0.00	0.00	0.00	0.00	0.00	0.00
5	OTHERS	0.00	0.00	0.00	0.00	0.00	0.00	0.00
6	INTER-STATE	0.00	0.00	0.00	0.00	0.00	0.00	0.00
7	DADRA NAGAR	0.00	0.00	0.00	0.00	0.00	0.00	0.00
8	P.D.C	0.00	0.00	0.00	0.00	0.00	0.00	0.00
9	UNCONNECTED	0.00	0.00	0.00	0.00	0.00	0.00	0.00
10	WATER WORKS	0.00	0.00	0.00	0.00	0.00	0.00	0.00
	and Total	133863845.04	127513572.28	6090310.90	0.00	0.00	259961.86	0.00

S.E. (DSM)
DGVCL, Surat.

Annexure 3

DAKSHIN GUJARAT VIJ COMPANY LIMITED

LT ASSESSMENT REPORT FROM : May-2020 TO May-2020

LAST MONTH END DATE : 31-05-2020 | PERIOD: May-2020 TO May-2020 | PROCESSED ON: 16-May-2022

COM: 1 DGVCL | CIR: 21 SURAT O&M | DIV: All | SUB: All

SR	CATEGORY	BOARD CHARGE	B. CHG(THEFT)	MIN CHG DIS.	ELE. DUTY	TAX ON SALE	RENT	SUNDRY CHG.	D. P. C.	ASSESSMENT
1	Residential	363272731.75	482284.10	0.00	1252013.55	576.00	0.00	71045.29	5533484.02	370612134.71
2	General Lighting Purpose	7997320.50	0.00	0.00	11733.41	0.00	0.00	177.00	121384.76	8130615.67
3	Manufacturing & Service Industries	57249265.41	12063348.90	0.00	854258.48	0.00	0.00	27721.68	-370605.01	69823989.46
4	Water Works	43372445.81	0.00	0.00	-1285.00	0.00	0.00	3555.00	58542.66	43433258.47
5	Agricultural	22642723.08	61692.13	0.00	0.00	0.00	0.00	52170.00	1172182.90	23928768.11
6	Street Light	0.00	0.00	0.00	0.00	0.00	0.00	0.00	0.00	0.00
7	Temporary	45766.25	0.00	0.00	4542.71	0.00	0.00	0.00	0.00	50308.96
8	LED	0.00	0.00	0.00	0.00	92060.38	0.00	0.00	0.00	92060.38
9	Solar	0.00	0.00	0.00	0.00	0.00	0.00	0.00	0.00	0.00
8	PDC	4956572.58	0.80	0.00	679933.05	343.00	-5163.86	298.00	-108612.56	5523371.01
9	UNCONNECTED	61134.08	0.00	0.00	0.00	0.00	0.00	0.00	7678.17	68812.25
10	NON-CONS	0.00	6114.40	0.00	0.00	0.00	0.00	0.00	0.00	6114.40
11	TOT(NORMAL)	494580252.80	12607325.13	0.00	2121263.15	92636.38	0.00	154668.97	6514989.33	516071135.76
12	TOT(PCD+UC)	5017706.66	0.80	0.00	679933.05	343.00	-5163.86	298.00	-100934.39	5592183.26
13	TOT(TEMP+NON)	0.00	6114.40	0.00	0.00	0.00	0.00	0.00	0.00	6114.40
14	GRAND TOTAL	499597959.46	12613440.33	0.00	2801196.20	92979.38	-5163.86	154966.97	6414054.94	521669433.42

BREAK-UP OF BOARD CHARGES FROM May-2020 TO May-2020

SR	CATEGORY	CONSUMERS	UNITS BILLED	FIXED-CHRG	ENEG-CHRG	FUEL-COST	ANNUAL-CHG	PRO-BILL	DEBIT-ADJ	BOARD-CHG
1	Residential	354433	1249379	152101.67	6333409.42	2577325.48	0.00	353394631.51	815263.67	363272731.75
2	General Lighting Purpose	3120	22453	7980.40	40320.05	20270.94	0.00	7860983.43	67765.68	7997320.50
3	Manufacturing & Service Industries	43235	825321	61422.86	186731.85	82363.94	0.00	55884258.43	1034488.33	57249265.41
4	Water Works	4851	1270684	850.02	147776.00	91200.65	0.00	36637962.64	6494656.50	43372445.81
5	Agricultural	35635	765489	278880.00	328805.40	0.00	0.00	21840927.28	194110.40	22642723.08
6	Street Light	0	0	0.00	0.00	0.00	0.00	0.00	0.00	0.00
7	Temporary	0	500	0.00	0.00	0.00	0.00	0.00	45766.25	45766.25
8	LED	466	0	0.00	0.00	0.00	0.00	0.00	0.00	0.00
9	Solar			0.00	0.00	0.00	0.00	0.00	0.00	0.00
8	PDC	77645	278759	0.00	0.00	0.00	0.00	0.00	4956572.58	4956572.58
9	UNCONNECTED	698	0	60454.08	0.00	0.00	0.00	0.00	680.00	61134.08
10	NON-CONS	1	4282	0.00	0.00	0.00	0.00	0.00	0.00	0.00
11	TOT(NORMAL)	441740	4133826	501234.95	7037042.72	2771161.01	0.00	475618763.29	8652050.83	494580252.80
12	TOT(PDC+UN)	78343	278759	60454.08	0.00	0.00	0.00	0.00	4957252.58	5017706.66
13	TOT(TEMP+NON)	1	4282	0.00	0.00	0.00	0.00	0.00	0.00	0.00
14	GRAND TOTAL	520084	4416867	561689.03	7037042.72	2771161.01	0.00	475618763.29	13609303.41	499597959.46

LT C. G. L. FROM May-2020 TO May-2020

LAST MONTH END DATE : 31-05-2020 | PERIOD: May-2020 TO May-2020 | PROCESSED ON: 16-May-2022

COM: 1 DGVCL | CIR: 21 SURAT O&M | DIV: All | SUB: All

SR	CATEGORY	CONSUMERS	UNITS BILLED	OPEN. BAL	ASSESSMENT	COLLECTIONS	CREDIT- ADJ	TANS-FROM	TANS-TO	CL. BALANCE
1	Residential	720237	1249379	600491070.78	370612134.71	112891392.87	28113958.54	-327888.33	0.00	829769965.75
2	General Lighting Purpose	7226	22453	14630355.24	8130615.67	3210816.11	1610507.55	-1397.88	0.00	17938249.37
3	Manufacturing & Service Industries	127238	825321	1004486880.54	69823989.46	296876730.93	105158073.47	-143775.89	0.00	672132289.71
4	Water Works	10198	1270684	22174818.07	43433258.47	6395065.03	1845049.49	0.00	0.00	57367962.02
5	Agricultural	81493	765489	49798491.07	23928768.11	6522572.02	5589636.32	-17328.59	0.00	61597722.25
6	Street Light	1	0	0.00	0.00	0.00	63.90	1397.88	0.00	1333.98
7	Temporary	1780	500	8118447.59	50308.96	6362563.69	31951.00	-350998.21	0.00	1423243.65
8	LED	77112	0	1298013.74	92060.38	54348.15	0.00	-0.00	0.00	1335725.97
9	Solar			0.00	0.00	0.00	0.00	0.00	0.00	0.00
8	PDC	177294	278759	683861360.10	5523371.01	551835.00	3188110.83	867706.31	0.00	686512491.59
9	UNCONNECTED	1841	0	1383563.98	68812.25	18997.00	399879.28	-27715.29	0.00	1005784.66
10	NON-CONS	5041	4282	162836267.40	6114.40	93339.00	0.00	0.00	0.00	162749042.80
11	UNPOSTED	0.00	0.00	-650.00	0.00	220600.11	-220600.11	0.00	0.00	-650.00
12	TOT(NOR+UNPOST)	1025285	4133826	1700997427.03	516071135.76	432534088.91	142128640.16	-839991.02	0.00	1641565842.70
13	TOT(PDC+UN)	179135	278759	685244924.08	5592183.26	570832.00	3587990.11	839991.02	0.00	687518276.25
14	TOT(TEMP+NON)	5041	4282	162836267.40	6114.40	93339.00	0.00	0.00	0.00	162749042.80
15	GRAND TOTAL	1209461	4416867	2549078618.51	521669433.42	433198259.91	145716630.27	0.00	0.00	2491833161.75

CREDIT ADJUSTMENT (LT) FOR : May-2020 TO May-2020

SR	CATEGORY	UNPOSTED RCPT-CLEARED	CREDIT ADJ. (BC)	NON-CASH ADJ.	PAY-FROM OTHER-OFFICE	PROVISIONAL BILLING	<----- BOARD-CHG	RELIEF ELE-DUTY	-----> ANGAN/AMNST	SOLAR CREDIT	TOTAL
1	Residential	178738.99	1307908.10	26603561.04	0.00	15669.13	0.00	0.00	0.00	8081.28	28113958.54
2	General Lighting Purpose	0.00	0.00	1585890.84	0.00	0.00	21364.48	0.00	2540.78	711.45	1610507.55
3	Manufacturing & Service Industries	41861.12	1114281.37	103985780.00	0.00	16150.98	0.00	0.00	0.00	0.00	105158073.47
4	Water Works	0.00	5270.00	1603107.64	0.00	0.00	236671.85	0.00	0.00	0.00	1845049.49
5	Agricultural	0.00	22404.60	1800868.22	0.00	1214.00	0.00	0.00	0.00	3765149.50	5589636.32
6	Street Light	0.00	0.00	63.90	0.00	0.00	0.00	0.00	0.00	0.00	63.90
7	Temporary	0.00	0.00	31951.00	0.00	0.00	0.00	0.00	0.00	0.00	31951.00
8	LED	0.00	0.00	0.00	0.00	0.00	0.00	0.00	0.00	0.00	0.00
9	Solar	0.00	0.00	0.00	0.00	0.00	0.00	0.00	0.00	0.00	0.00
8	PDC	0.00	1329176.02	1834803.98	0.00	0.00	0.00	0.00	24130.83	0.00	3188110.83
9	UNCONNECTED	0.00	0.00	399879.28	0.00	0.00	0.00	0.00	0.00	0.00	399879.28
10	NON-CONS		0.00	0.00	0.00					0.00	0.00
11	UNPOSTED	-220600.11	0.00	0.00	0.00	0.00	0.00	0.00	0.00	0.00	-220600.11
12	TOT(NORMAL)	0.00	2449864.07	135611222.64	0.00	33034.11	258036.33	0.00	2540.78	0.00	142128640.16
13	TOT(PDC+UN)	0.00	1329176.02	2234683.26	0.00	0.00	0.00	0.00	24130.83	0.00	3587990.11
14	TOT(TEMP+NON)	0.00	0.00	0.00	0.00	0.00	0.00	0.00	0.00	0.00	0.00
15	GRAND TOTAL	0.00	3779040.09	137845905.90	0.00	33034.11	258036.33	0.00	26671.61	0.00	145716630.27

S.E. (DSM)
DGVCL, Surat

DAKSHIN GUJARAT VIJ COMPANY LIMITED

LT ASSESSMENT REPORT FROM : May-2020 TO Apr-2021

LAST MONTH END DATE : 30-04-2021 | PERIOD: May-2020 TO Apr-2021 | PROCESSED ON: 11-May-2022

COM: 1 DGVCL | CIR: 21 SURAT O&M | DIV: 21 SURAT O&M | SUB: All

SR	CATEGORY	BOARD CHARGE	B. CHG(THEFT)	MIN CHG DIS.	ELE. DUTY	TAX ON SALE	RENT	SUNDRY CHG.	D. P. C.	ASSESSMENT
1	Residential	2046498388.38	3192829.19	0.00	261483096.32	4774.80	640.00	79663.82	15681783.46	2326941175.97
2	General Lighting Purpose	47308550.56	0.00	0.00	1222289.81	1620.00	0.00	15400.00	288345.72	48836206.09
3	Manufacturing & Service Industries	6644972564.37	26977859.16	0.00	552545991.23	14370.50	947.33	246331.03	15173534.80	7239931598.42
4	Water Works	103106495.66	0.00	0.00	14454201.08	405.00	0.00	80216.56	502315.30	118143633.60
5	Agricultural	8506732.54	0.00	0.00	0.00	0.00	0.00	177.00	413912.07	8920821.61
6	Street Light	0.00	0.00	0.00	0.00	0.00	0.00	0.00	0.00	0.00
7	Temporary	50693837.25	12712.80	0.00	9824331.22	90.00	0.00	677.00	177504.76	60709153.03
8	LED	0.00	0.00	0.00	0.00	179588.72	0.00	0.00	0.00	179588.72
9	Solar	0.00	0.00	0.00	0.00	0.00	0.00	0.00	0.00	0.00
8	PDC	4948398.15	0.00	0.00	535275.19	855.00	-59.00	57468.14	1028084.44	6570021.92
9	UNCONNECTED	1799522.15	0.00	0.00	13592.47	0.00	781.00	0.00	7001.14	1820896.76
10	NON-CONS	0.00	3660717.21	0.00	604183.23	0.00	0.00	0.00	53085.50	4317985.94
11	TOT(NORMAL)	8901086568.76	30183401.15	0.00	839529909.66	200849.02	1587.33	422465.41	32237396.11	9803662177.44
12	TOT(PCD+UC)	6747920.30	0.00	0.00	548867.66	855.00	722.00	57468.14	1035085.58	8390918.68
13	TOT(TEMP+NON)	0.00	3660717.21	0.00	604183.23	0.00	0.00	0.00	53085.50	4317985.94
14	GRAND TOTAL	8907834489.06	33844118.36	0.00	840682960.55	201704.02	2309.33	479933.55	33325567.19	9816371082.06

BREAK-UP OF BOARD CHARGES FROM May-2020 TO Apr-2021

SR	CATEGORY	CONSUMERS	UNITS BILLED	FIXED-CHRG	ENEG-CHRG	FUEL-COST	ANNUAL-CHG	PRO-BILL	DEBIT-ADJ	BOARD-CHG
1	Residential	124232	326848773	47621585.11	1197665143.28	627312228.25	0.00	171506136.64	2393295.10	2046498388.38
2	General Lighting Purpose	882	7238353	929601.94	29022763.66	14014788.92	0.00	3008510.99	332885.05	47308550.56
3	Manufacturing & Service Industries	39944	923620956	425029956.68	4380397764.95	1756337586.36	0.00	57517116.80	25690139.58	6644972564.37
4	Water Works	1143	15612176	2487425.24	64636066.80	29429468.14	0.00	6050210.18	503325.30	103106495.66
5	Agricultural	1624	3305664	1600280.74	5722233.89	0.00	0.00	1174753.91	9464.00	8506732.54
6	Street Light	0	0	0.00	0.00	0.00	0.00	0.00	0.00	0.00
7	Temporary	588	4263175	22111187.23	20070953.10	8086051.87	0.00	77113.62	348531.43	50693837.25
8	LED	1	0	0.00	0.00	0.00	0.00	0.00	0.00	0.00
9	Solar			0.00	0.00	0.00	0.00	0.00	0.00	0.00
8	PDC	14556	171909	0.00	0.00	0.00	0.00	0.00	4948398.15	4948398.15
9	UNCONNECTED	248	0	1707805.69	0.00	0.00	0.00	0.00	91716.46	1799522.15
10	NON-CONS	29	299112	0.00	0.00	0.00	0.00	0.00	0.00	0.00
11	TOT(NORMAL)	168414	1280889097	499780036.94	5697514925.68	2435180123.54	0.00	239333842.14	29277640.46	8901086568.76
12	TOT(PDC+UN)	14804	171909	1707805.69	0.00	0.00	0.00	0.00	5040114.61	6747920.30
13	TOT(TEMP+NON)	29	299112	0.00	0.00	0.00	0.00	0.00	0.00	0.00
14	GRAND TOTAL	183247	1281360118	501487842.63	5697514925.68	2435180123.54	0.00	239333842.14	34317755.07	8907834489.06

LT C. G. L. FROM May-2020 TO Apr-2021

LAST MONTH END DATE : 30-04-2021 | PERIOD: May-2020 TO Apr-2021 | PROCESSED ON: 11-May-2022

COM: 1 DGVCL | CIR: 21 SURAT O&M | DIV: 21 SURAT O&M | SUB: All

SR	CATEGORY	CONSUMERS	UNITS BILLED	OPEN. BAL	ASSESSMENT	COLLECTIONS	CREDIT- ADJ	TANS-FROM	TANS-TO	CL. BALANCE
1	Residential	236342	326848773	167470915.22	2326941175.97	2077234524.09	410911116.52	-8384566.08	0.00	-2118115.50
2	General Lighting Purpose	1141	7238353	1197124.77	48836206.09	44694970.00	5743929.37	-88131.44	0.00	-493699.95
3	Manufacturing & Service Industries	57887	923620956	493219659.76	7239931598.42	7980860383.32	340050814.90	-5740002.25	0.00	-593499942.29
4	Water Works	1565	15612176	8849272.69	118143633.60	109143213.80	20848856.71	-133157.38	0.00	-3132321.60
5	Agricultural	2375	3305664	1831391.23	8920821.61	7867387.72	1957068.07	-837352.65	0.00	90404.40
6	Street Light	0	0	0.00	0.00	0.00	63.90	63.90	0.00	0.00
7	Temporary	576	4263175	3443746.47	60709153.03	65478796.73	902821.29	-1790494.67	0.00	-4019213.19
8	LED	16766	0	54609.33	179588.72	214947.58	14.26	-0.00	0.00	19236.21
9	Solar			0.00	0.00	0.00	0.00	0.00	0.00	0.00
8	PDC	21362	171909	131928180.51	6570021.92	9228889.72	10514815.91	17348086.02	0.00	136102582.82
9	UNCONNECTED	389	0	172479.72	1820896.76	1294545.56	130648.74	-374445.45	0.00	193736.73
10	NON-CONS	1271	299112	83354868.22	4317985.94	1873914.91	49446.68	0.00	0.00	85749492.57
11	UNPOSTED	0.00	0.00	-650.00	0.00	15005070.09	-15005070.09	0.00	0.00	-650.00
12	TOT(NOR+UNPOST)	316652	1280889097	676066069.47	9803662177.44	10300499293.33	765409614.93	-16973640.57	0.00	-603154301.92
13	TOT(PDC+UN)	21751	171909	132100660.23	8390918.68	10523435.28	10645464.65	16973640.57	0.00	136296319.55
14	TOT(TEMP+NON)	1271	299112	83354868.22	4317985.94	1873914.91	49446.68	0.00	0.00	85749492.57
15	GRAND TOTAL	339674	1281360118	891521597.92	9816371082.06	10312896643.52	776104526.26	0.00	0.00	-381108489.80

CREDIT ADJUSTMENT (LT) FOR : May-2020 TO Apr-2021

SR	CATEGORY	UNPOSTED RCPT-CLEARED	CREDIT ADJ. (BC)	NON-CASH ADJ.	PAY-FROM OTHER-OFFICE	PROVISIONAL BILLING	<----- BOARD-CHG	RELIEF ELE-DUTY	-----> ANGAN/AMNST	SOLAR CREDIT	TOTAL
1	Residential	4082525.62	27528107.10	10224243.37	0.00	280445880.93	70420204.16	9683044.33	0.00	8527111.01	410911116.52
2	General Lighting Purpose	9332.00	1423790.52	355344.06	0.00	3685563.97	146964.65	0.00	61377.18	61556.99	5743929.37
3	Manufacturing & Service Industries	10688100.18	184585401.61	8385740.79	0.00	101894289.70	31699223.75	2465229.94	0.00	332828.93	340050814.90
4	Water Works	140859.29	93537.75	-72127.66	0.00	11286352.70	9400234.63	0.00	0.00	0.00	20848856.71
5	Agricultural	752.00	67875.60	319851.42	0.00	1568589.05	0.00	0.00	0.00	0.00	1957068.07
6	Street Light	0.00	0.00	63.90	0.00	0.00	0.00	0.00	0.00	0.00	63.90
7	Temporary	58501.00	585069.04	187572.67	0.00	71678.58	0.00	0.00	0.00	0.00	902821.29
8	LED	0.00	0.00	14.26	0.00	0.00	0.00	0.00	0.00	0.00	14.26
5	Solar	0.00	0.00	0.00	0.00	0.00	0.00	0.00	0.00	0.00	0.00
8	PDC	25000.00	1613606.90	8866288.28	0.00	0.00	9953.27	207.46	0.00	-240.00	10514815.91
9	UNCONNECTED	0.00	0.00	130648.74	0.00	0.00	0.00	0.00	0.00	0.00	130648.74
10	NON-CONS		-1894.00	51340.68	0.00					0.00	49446.68
11	UNPOSTED	-15005070.09	0.00	0.00	0.00	0.00	0.00	0.00	0.00	0.00	-15005070.09
12	TOT(NORMAL)	0.00	214283781.62	19400702.81	0.00	398952354.93	111666627.19	0.00	61377.18	0.00	765434614.93
13	TOT(PDC+UN)	0.00	1613606.90	8996937.02	0.00	0.00	9953.27	207.46	0.00	-240.00	10620464.65
14	TOT(TEMP+NON)	0.00	-1894.00	51340.68	0.00	0.00	0.00	0.00	0.00	0.00	49446.68
15	GRAND TOTAL	0.00	215895494.52	28448980.51	0.00	398952354.93	111676580.46	12148274.27	61377.18	-240.00	776104526.26

S.E. (DSM)
DGVCL, Surat

DAKSHIN GUJARAT VIJ COMPANY LIMITED

LT ASSESSMENT REPORT FROM : May-2020 TO Apr-2021

LAST MONTH END DATE : 30-04-2021 | PERIOD: May-2020 TO Apr-2021 | PROCESSED ON: 11-May-2022

COM: 1 DGVCL | CIR: 21 SURAT O&M | DIV: 24 VYARA O&M | SUB: All

SR	CATEGORY	BOARD CHARGE	B. CHG(THEFT)	MIN CHG DIS.	ELE. DUTY	TAX ON SALE	RENT	SUNDRY CHG.	D. P. C.	ASSESSMENT
1	Residential	663291681.67	5084100.04	60.00	60677939.86	6507.00	779.05	112388.17	12839179.41	742012635.20
2	General Lighting Purpose	25498395.01	0.00	0.00	1112697.94	324.00	0.00	7069.50	277635.53	26896121.98
3	Manufacturing & Service Industries	340299033.74	409953.44	0.00	48953323.82	558.00	0.00	39997.00	3037907.65	392740773.65
4	Water Works	158245527.23	19341.96	0.00	1504005.79	1674.00	0.00	39828.29	960020.48	160770397.75
5	Agricultural	118373122.10	119937.34	0.00	2137.22	5850.00	0.00	95117.50	4088456.71	122684620.87
6	Street Light	0.00	0.00	0.00	0.00	0.00	0.00	0.00	0.00	0.00
7	Temporary	14913344.72	0.00	0.00	2948249.56	0.00	0.00	1194.00	69373.55	17932161.83
8	LED	0.00	0.00	0.00	0.00	263615.04	0.00	0.00	0.00	263615.04
9	Solar	0.00	0.00	0.00	0.00	0.00	0.00	0.00	0.00	0.00
8	PDC	1995423.65	6883.92	0.00	254491.83	1467.00	-571.06	23500.25	-236837.93	2044357.66
9	UNCONNECTED	133433.70	0.00	0.00	0.00	0.00	0.00	0.00	4213.58	137647.28
10	NON-CONS	0.00	9013339.05	0.00	558222.84	0.00	0.00	0.00	0.00	9571561.89
11	TOT(NORMAL)	1320621104.47	5633332.78	60.00	115198354.19	278528.04	779.05	295594.46	21272573.33	1463300326.32
12	TOT(PCD+UC)	2128857.35	6883.92	0.00	254491.83	1467.00	-571.06	23500.25	-232624.35	2182004.94
13	TOT(TEMP+NON)	0.00	9013339.05	0.00	558222.84	0.00	0.00	0.00	0.00	9571561.89
14	GRAND TOTAL	1322749961.82	14653555.75	60.00	116011068.86	279995.04	207.99	319094.71	21039948.98	1475053893.15

BREAK-UP OF BOARD CHARGES FROM May-2020 TO Apr-2021

SR	CATEGORY	CONSUMERS	UNITS BILLED	FIXED-CHRG	ENEG-CHRG	FUEL-COST	ANNUAL-CHG	PRO-BILL	DEBIT-ADJ	BOARD-CHG
1	Residential	70958	113303974	23983541.52	371298529.29	222087035.89	0.00	43870917.73	2051657.24	663291681.67
2	General Lighting Purpose	1073	3657722	1802013.32	14272007.44	6894655.35	0.00	2428134.56	101584.34	25498395.01
3	Manufacturing & Service Industries	7024	40927521	36530699.17	205614668.84	85359762.20	0.00	10814289.01	1979614.52	340299033.74
4	Water Works	2159	27482613	1177290.39	91749620.51	51079203.95	0.00	11500164.98	2739247.40	158245527.23
5	Agricultural	15730	102513983	30929858.52	77887018.79	0.00	0.00	9152473.20	403771.59	118373122.10
6	Street Light	0	0	0.00	0.00	0.00	0.00	0.00	0.00	0.00
7	Temporary	246	1390807	5803953.53	6466806.18	2594197.15	0.00	24829.20	23558.66	14913344.72
8	LED	17	0	0.00	0.00	0.00	0.00	0.00	0.00	0.00
9	Solar			0.00	0.00	0.00	0.00	0.00	0.00	0.00
8	PDC	35714	49150	0.00	0.00	0.00	0.00	0.00	1995423.65	1995423.65
9	UNCONNECTED	61	0	126823.20	0.00	0.00	0.00	0.00	6610.50	133433.70
10	NON-CONS	42	1269547	0.00	0.00	0.00	0.00	0.00	0.00	0.00
11	TOT(NORMAL)	97207	289276620	100227356.45	767288651.05	368014854.54	0.00	77790808.68	7299433.75	1320621104.47
12	TOT(PDC+UN)	35775	49150	126823.20	0.00	0.00	0.00	0.00	2002034.15	2128857.35
13	TOT(TEMP+NON)	42	1269547	0.00	0.00	0.00	0.00	0.00	0.00	0.00
14	GRAND TOTAL	133024	290595317	100354179.65	767288651.05	368014854.54	0.00	77790808.68	9301467.90	1322749961.82

LT C. G. L. FROM May-2020 TO Apr-2021

LAST MONTH END DATE : 30-04-2021 | PERIOD: May-2020 TO Apr-2021 | PROCESSED ON: 11-May-2022

COM: 1 DGVCL | CIR: 21 SURAT O&M | DIV: 24 VYARA O&M | SUB: All

SR	CATEGORY	CONSUMERS	UNITS BILLED	OPEN. BAL	ASSESSMENT	COLLECTIONS	CREDIT- ADJ	TANS-FROM	TANS-TO	CL. BALANCE
1	Residential	139185	113303974	106072933.92	742012635.20	623585140.25	136798267.27	-28093339.80	0.00	59608821.80
2	General Lighting Purpose	2059	3657722	1453194.41	26896121.98	15976390.14	12320066.74	17826.95	0.00	70686.46
3	Manufacturing & Service Industries	12893	40927521	21182573.56	392740773.65	362477965.96	53088699.65	-1754013.06	0.00	-3397331.46
4	Water Works	4480	27482613	7864439.04	160770397.75	50888698.66	117266985.45	-38187.06	0.00	440965.62
5	Agricultural	33739	102513983	22782628.56	122684620.87	107699615.31	12564850.64	-1900307.55	0.00	23302475.93
6	Street Light	0	0	0.00	0.00	0.00	0.00	0.00	0.00	0.00
7	Temporary	235	1390807	382972.27	17932161.83	19220100.43	-350245.40	-159052.76	0.00	-713773.69
8	LED	11072	0	298087.82	263615.04	434759.10	0.00	-0.00	0.00	126943.77
9	Solar			0.00	0.00	0.00	0.00	0.00	0.00	0.00
8	PDC	66133	49150	134432700.22	2044357.66	3088972.96	2205873.95	31984571.26	0.00	163166782.23
9	UNCONNECTED	109	0	18062.57	137647.28	62693.80	9836.58	-57497.98	0.00	25681.49
10	NON-CONS	634	1269547	7454075.57	9571561.89	6486384.87	485845.02	0.00	0.00	10053407.57
11	UNPOSTED	0.00	0.00	0.00	0.00	0.00	0.00	0.00	0.00	0.00
12	TOT(NOR+UNPOST)	203663	289276620	160036829.58	1463300326.32	1180282669.85	331688624.35	-31927073.28	0.00	79438788.42
13	TOT(PDC+UN)	66242	49150	134450762.79	2182004.94	3151666.76	2215710.53	31927073.28	0.00	163192463.72
14	TOT(TEMP+NON)	634	1269547	7454075.57	9571561.89	6486384.87	485845.02	0.00	0.00	10053407.57
15	GRAND TOTAL	270539	290595317	301941667.94	1475053893.15	1189920721.48	334390179.90	0.00	0.00	252684659.71

CREDIT ADJUSTMENT (LT) FOR : May-2020 TO Apr-2021

R	CATEGORY	UNPOSTED RCPT-CLEARED	CREDIT ADJ. (BC)	NON-CASH ADJ.	PAY-FROM OTHER-OFFICE	PROVISIONAL BILLING	<----- BOARD-CHG	RELIEF ELE-DUTY	-----> ANGAN/AMNST	SOLAR CREDIT	TOTAL
	Residential	618132.12	28321451.32	1276453.48	0.00	73329903.98	29374038.22	2345284.81	0.00	1533003.34	136798267.27
	General Lighting Purpose	20317.00	102654.42	-194935.44	0.00	3878506.56	5601676.14	0.00	2890388.92	21459.14	12320066.74
	Manufacturing & Service Industries	687522.92	30237096.82	1347348.08	0.00	19156078.96	1115224.49	108273.62	224.99	436929.77	53088699.65
	Water Works	0.00	686815.29	705759.96	0.00	15615114.43	100259295.77	0.00	0.00	0.00	117266985.45
	Agricultural	54044.10	2024491.03	-7515233.17	0.00	14043160.68	0.00	0.00	0.00	3958388.00	12564850.64
	Street Light	0.00	0.00	0.00	0.00	0.00	0.00	0.00	0.00	0.00	0.00
	Temporary	3253.56	600.00	-419762.00	0.00	24829.20	34028.20	6805.64	0.00	0.00	-350245.40
	LED	0.00	0.00	0.00	0.00	0.00	0.00	0.00	0.00	0.00	0.00
	Solar	0.00	0.00	0.00	0.00	0.00	0.00	0.00	0.00	0.00	0.00
	PDC	0.00	801424.91	1270472.00	0.00	0.00	3045.00	594.00	130338.04	0.00	2205873.55
	UNCONNECTED	0.00	0.00	9836.58	0.00	0.00	0.00	0.00	0.00	0.00	9836.58
	NON-CONS		499129.02	-13284.00	0.00					0.00	485845.02
	UNPOSTED	-1383269.70	0.00	0.00	0.00	0.00	0.00	0.00	0.00	0.00	-1383269.70
	TOT(NORMAL)	0.00	61373108.88	-4800369.09	0.00	126047593.81	136384262.82	0.00	2890613.91	0.00	330305354.65
	TOT(PDC+UN)	0.00	801424.91	1280308.58	0.00	0.00	3045.00	594.00	130338.04	0.00	2215710.53
	TOT(TEMP+NON)	0.00	499129.02	-13284.00	0.00	0.00	0.00	0.00	0.00	0.00	485845.02
	GRAND TOTAL	0.00	62673662.81	-3533344.51	0.00	126047593.81	136387307.82	2460364.07	3020951.95	0.00	333006910.20

S.E. (DSM)
DGVCL, Sura

DAKSHIN GUJARAT VIJ COMPANY LIMITED

LT ASSESSMENT REPORT FROM : May-2020 TO Apr-2021

LAST MONTH END DATE : 30-04-2021 | PERIOD: May-2020 TO Apr-2021 | PROCESSED ON: 11-May-2022

COM: 1 DGVCL | CIR: 21 SURAT O&M | DIV: 27 BARDOLI O&M | SUB: All1

SR	CATEGORY	BOARD CHARGE	B. CHG(THEFT)	MIN CHG DIS.	ELE. DUTY	TAX ON SALE	RENT	SUNDRY CHG.	D. P. C.	ASSESSMENT
1	Residential	977871616.44	7303315.75	0.00	89904839.68	2125.00	280.28	131003.02	17320806.54	1092533986.71
2	General Lighting Purpose	35507217.80	0.00	0.00	1338777.00	81.00	0.00	4331.00	558801.84	37409208.64
3	Manufacturing & Service Industries	508487500.99	506104.26	0.00	74079595.00	1449.00	696.81	61279.02	4880477.63	588017102.71
4	Water Works	138124324.61	87715.61	0.00	1633635.16	198.00	0.00	11409.00	607787.13	140465069.51
5	Agricultural	139267331.88	138577.93	0.00	28545.84	5151.00	-1377.00	289740.84	3394022.49	143121992.98
6	Street Light	0.00	0.00	0.00	0.00	0.00	0.00	0.00	0.00	0.00
7	Temporary	23896070.55	23678.10	0.00	4676595.84	0.00	0.00	1530.00	84589.46	28682463.95
8	LED	0.00	0.00	0.00	0.00	260721.67	0.00	0.00	0.00	260721.67
9	Solar	0.00	0.00	0.00	0.00	0.00	0.00	0.00	0.00	0.00
8	PDC	6823328.91	2061.88	0.00	693226.73	198.00	-781.12	9785.91	474554.47	8002374.78
9	UNCONNECTED	433164.26	0.00	0.00	0.00	0.00	0.00	0.00	35561.75	468726.01
10	NON-CONS	0.00	6804919.73	0.00	768532.89	0.00	0.00	0.00	0.00	7573452.62
11	TOT(NORMAL)	1823154062.27	8059391.65	0.00	171661988.52	269725.67	-399.91	499292.88	26846485.09	2030490546.17
12	TOT(PCD+UC)	7256493.17	2061.88	0.00	693226.73	198.00	-781.12	9785.91	510116.22	8471100.79
13	TOT(TEMP+NON)	0.00	6804919.73	0.00	768532.89	0.00	0.00	0.00	0.00	7573452.62
14	GRAND TOTAL	1830410555.44	14866373.26	0.00	173123748.14	269923.67	-1181.03	509078.79	27356601.31	2046535099.58

BREAK-UP OF BOARD CHARGES FROM May-2020 TO Apr-2021

SR	CATEGORY	CONSUMERS	UNITS BILLED	FIXED-CHRG	ENEG-CHRG	FUEL-COST	ANNUAL-CHG	PRO-BILL	DEBIT-ADJ	BOARD-CHG
1	Residential	75304	165392961	29828613.51	557315648.28	319581653.87	0.00	69550317.40	1595383.38	977871616.44
2	General Lighting Purpose	1339	5084877	2244780.10	19604281.84	9494906.99	0.00	3612172.08	551076.79	35507217.80
3	Manufacturing & Service Industries	12334	63146342	59008852.45	302927511.85	125841303.07	0.00	13372038.56	7337795.06	508487500.99
4	Water Works	1849	23853539	878538.74	79207576.55	44798665.34	0.00	12237864.28	1001679.70	138124324.61
5	Agricultural	20113	94486841	35748180.95	88670413.51	0.00	0.00	14482265.34	366472.08	139267331.88
6	Street Light	0	0	0.00	0.00	0.00	0.00	0.00	0.00	0.00
7	Temporary	345	2528499	7326360.18	11727737.10	4633479.27	0.00	100325.83	108168.17	23896070.55
8	LED	0	0	0.00	0.00	0.00	0.00	0.00	0.00	0.00
9	Solar			0.00	0.00	0.00	0.00	0.00	0.00	0.00
8	PDC	29804	237434	0.00	0.00	0.00	0.00	0.00	6823328.91	6823328.91
9	UNCONNECTED	214	0	433164.26	0.00	0.00	0.00	0.00	0.00	433164.26
10	NON-CONS	12	776275	0.00	0.00	0.00	0.00	0.00	0.00	0.00
11	TOT(NORMAL)	111284	354493059	135035325.93	1059453169.13	504350008.54	0.00	113354983.49	10960575.18	1823154062.27
12	TOT(PDC+UN)	30018	237434	433164.26	0.00	0.00	0.00	0.00	6823328.91	7256493.17
13	TOT(TEMP+NON)	12	776275	0.00	0.00	0.00	0.00	0.00	0.00	0.00
14	GRAND TOTAL	141314	355506768	135468490.19	1059453169.13	504350008.54	0.00	113354983.49	17783904.09	1830410555.44

LT C. G. L. FROM May-2020 TO Apr-2021

LAST MONTH END DATE : 30-04-2021 | PERIOD: May-2020 TO Apr-2021 | PROCESSED ON: 11-May-2022

COM: 1 DGVCL | CIR: 21 SURAT O&M | DIV: 27 BARDOLI O&M | SUB: All1

SR	CATEGORY	CONSUMERS	UNITS BILLED	OPEN. BAL	ASSESSMENT	COLLECTIONS	CREDIT- ADJ	TANS-FROM	TANS-TO	CL. BALANCE
1	Residential	151477	165392961	135055469.28	1092533986.71	944823097.61	196990092.23	-29066573.77	0.00	56709692.38
2	General Lighting Purpose	2582	5084877	3685849.23	37409208.64	29735851.41	11024019.23	-102687.96	0.00	232499.27
3	Manufacturing & Service Industries	19893	63146342	48236920.98	588017102.71	568016252.38	60989192.10	-2859989.39	0.00	4388589.82
4	Water Works	3850	23853539	7591603.17	140465069.51	35823528.56	114101334.65	78872.02	0.00	-1789318.51
5	Agricultural	34774	94486841	14614611.56	143121992.98	120800592.48	24654329.58	-478313.26	0.00	11803369.22
6	Street Light	0	0	0.00	0.00	0.00	0.00	0.00	0.00	0.00
7	Temporary	325	2528499	1379602.74	28682463.95	28460493.19	-347751.17	-2023916.56	0.00	-74591.89
8	LED	27975	0	583899.56	260721.67	574588.07	0.00	-0.00	0.00	270033.16
9	Solar			0.00	0.00	0.00	0.00	0.00	0.00	0.00
8	PDC	59047	237434	111728954.55	8002374.78	4231864.93	7992954.01	34559109.59	0.00	142065619.98
9	UNCONNECTED	425	0	287898.93	468726.01	159780.00	36407.41	-106500.67	0.00	453936.86
10	NON-CONS	1759	776275	17729084.28	7573452.62	3285753.53	0.00	0.00	0.00	22016783.37
11	UNPOSTED	0.00	0.00	0.00	0.00	0.00	0.00	0.00	0.00	0.00
12	TOT(NOR+UNPOST)	240876	354493059	211147956.52	2030490546.17	1728234403.70	407411216.62	-34452608.92	0.00	71540273.45
3	TOT(PDC+UN)	59472	237434	112016853.48	8471100.79	4391644.93	8029361.42	34452608.92	0.00	142519556.84
4	TOT(TEMP+NON)	1759	776275	17729084.28	7573452.62	3285753.53	0.00	0.00	0.00	22016783.37
5	GRAND TOTAL	302107	355506768	340893894.28	2046535099.58	1735911802.16	415440578.04	0.00	0.00	236076613.66

CREDIT ADJUSTMENT (LT) FOR : May-2020 TO Apr-2021

R	CATEGORY	UNPOSTED RCPT-CLEARED	CREDIT ADJ. (BC)	NON-CASH ADJ.	PAY-FROM OTHER-OFFICE	PROVISIONAL BILLING	<----- BOARD-CHG	RELIEF ELE-DUTY	-----> ANGAN/AMNST	SOLAR CREDIT	TOTAL
	Residential	546537.82	22814428.38	1064623.25	1000.00	131039645.18	33934634.81	2881974.54	0.00	4707248.25	196990092.23
	General Lighting Purpose	0.00	207779.68	285271.65	0.00	5649448.83	3475349.92	619.68	1239383.18	166166.29	11024019.23
	Manufacturing & Service Industries	408919.62	24933538.92	580284.37	0.00	32481882.06	2021027.43	218041.48	0.00	345498.22	60989192.10
	Water Works	-17241.00	599395.50	260028.57	0.00	20312464.20	92944996.41	0.00	0.00	1690.97	114101334.65
	Agricultural	43789.40	2002267.30	-1980949.31	0.00	20365016.19	0.00	0.00	0.00	4224206.00	24654329.58
	Street Light	0.00	0.00	0.00	0.00	0.00	0.00	0.00	0.00	0.00	0.00
	Temporary	58547.00	18978.00	-526070.00	0.00	92633.83	8160.00	0.00	0.00	0.00	-347751.17
	LED	0.00	0.00	0.00	0.00	0.00	0.00	0.00	0.00	0.00	0.00
	Solar	0.00	0.00	0.00	0.00	0.00	0.00	0.00	0.00	0.00	0.00
	PDC	0.00	527348.97	7380123.44	0.00	0.00	42554.71	110.82	42816.07	0.00	7992954.01
	UNCONNECTED	0.00	0.00	36407.41	0.00	0.00	0.00	0.00	0.00	0.00	36407.41
	NON-CONS		276486.99	-276486.99	0.00					0.00	0.00
	UNPOSTED	-1040552.84	0.00	0.00	0.00	0.00	0.00	0.00	0.00	0.00	-1040552.84
	TOT(NORMAL)	0.00	50576387.78	-316811.47	1000.00	209941090.29	132384168.57	0.00	1239383.18	0.00	406370663.78
	TOT(PDC+UN)	0.00	527348.97	7416530.85	0.00	0.00	42554.71	110.82	42816.07	0.00	8029361.42
	TOT(TEMP+NON)	0.00	276486.99	-276486.99	0.00	0.00	0.00	0.00	0.00	0.00	0.00
	GRAND TOTAL	0.00	51380223.74	6823232.39	1000.00	209941090.29	132426723.28	3100635.70	1282199.25	0.00	414400025.20

S.E. (DSM)
DGVCL, Sura

DAKSHIN GUJARAT VIJ COMPANY LIMITED

LT ASSESSMENT REPORT FROM : May-2020 TO Apr-2021

LAST MONTH END DATE : 30-04-2021 | PERIOD: May-2020 TO Apr-2021 | PROCESSED ON: 11-May-2022

COM: 1 DGVCL | CIR: 21 SURAT O&M | DIV: 29 KADODARA | SUB: All

SR	CATEGORY	BOARD CHARGE	B. CHG(THEFT)	MIN CHG DIS.	ELE. DUTY	TAX ON SALE	RENT	SUNDRY CHG.	D. P. C.	ASSESSMENT
1	Residential	1459578952.67	5738580.48	0.00	145487472.15	1283.00	0.00	349194.00	25920235.71	1637075718.01
2	General Lighting Purpose	47745870.77	0.00	0.00	2693724.44	405.00	0.00	11314.20	1227418.83	51678733.24
3	Manufacturing & Service Industries	5569447465.73	101197548.63	0.00	416553814.32	1152.80	781.39	612721.08	20444907.79	6108258391.74
4	Water Works	188917215.34	0.00	0.00	3032210.04	405.00	0.00	13905.00	922578.36	192886313.74
5	Agricultural	59824939.64	15127.39	0.00	0.00	0.00	-2119.13	18670.00	2689902.33	62546520.23
6	Street Light	0.00	0.00	0.00	0.00	0.00	0.00	0.00	0.00	0.00
7	Temporary	49212922.22	160948.82	0.00	9485176.59	0.00	0.00	2390.00	213749.39	59075187.02
8	LED	0.00	0.00	0.00	0.00	115466.89	0.00	0.00	0.00	115466.89
9	Solar	0.00	0.00	0.00	0.00	0.00	0.00	0.00	0.00	0.00
8	PDC	13808774.68	82083.99	0.00	2035363.54	172.00	-2621.29	29914.58	3206610.59	19160298.09
9	UNCONNECTED	2600345.94	0.00	0.00	0.00	0.00	0.00	0.00	140799.89	2741145.83
10	NON-CONS	0.00	4409230.05	0.00	680985.15	0.00	0.00	0.00	0.00	5090215.20
11	TOT(NORMAL)	7374727366.37	107112205.32	0.00	577252397.54	118712.69	-1337.74	1008194.28	51418792.41	8111636330.87
12	TOT(PCD+UC)	16409120.62	82083.99	0.00	2035363.54	172.00	-2621.29	29914.58	3347410.48	21901443.92
13	TOT(TEMP+NON)	0.00	4409230.05	0.00	680985.15	0.00	0.00	0.00	0.00	5090215.20
14	GRAND TOTAL	7391136486.99	111603519.36	0.00	579968746.23	118884.69	-3959.03	1038108.86	54766202.89	8138627989.99

BREAK-UP OF BOARD CHARGES FROM May-2020 TO Apr-2021

SR	CATEGORY	CONSUMERS	UNITS BILLED	FIXED-CHRG	ENEG-CHRG	FUEL-COST	ANNUAL-CHG	PRO-BILL	DEBIT-ADJ	BOARD-CHG
1	Residential	96027	230656342	40578918.34	839371414.25	458174530.55	0.00	118809111.70	2644977.83	1459578952.67
2	General Lighting Purpose	829	7057671	1328968.33	28061204.68	13600906.00	0.00	4330780.79	424010.97	47745870.77
3	Manufacturing & Service Industries	27395	770710299	393682886.16	3637192223.97	1464452167.51	0.00	50379160.87	23741027.22	5569447465.73
4	Water Works	690	22297997	1011122.27	103554102.65	58839854.41	0.00	17585141.05	7926994.96	188917215.34
5	Agricultural	9130	22528489	13054623.22	40473345.87	0.00	0.00	6266024.77	30945.78	59824939.64
6	Street Light	0	0	0.00	0.00	0.00	0.00	0.00	0.00	0.00
7	Temporary	858	3975082	22486757.82	18453706.35	7443106.29	0.00	150348.72	679003.04	49212922.22
8	LED	14	0	0.00	0.00	0.00	0.00	0.00	0.00	0.00
9	Solar			0.00	0.00	0.00	0.00	0.00	0.00	0.00
8	PDC	27240	884334	0.00	0.00	0.00	0.00	0.00	13808774.68	13808774.68
9	UNCONNECTED	299	0	2587066.82	3879.12	0.00	0.00	0.00	9400.00	2600345.94
10	NON-CONS	16	440213	0.00	0.00	0.00	0.00	0.00	0.00	0.00
11	TOT(NORMAL)	134943	1057225880	472143276.14	4667105997.77	2002510564.76	0.00	197520567.90	35446959.80	7374727366.37
12	TOT(PDC+UN)	27539	884334	2587066.82	3879.12	0.00	0.00	0.00	13818174.68	16409120.62
13	TOT(TEMP+NON)	16	440213	0.00	0.00	0.00	0.00	0.00	0.00	0.00
14	GRAND TOTAL	162498	1058550427	474730342.96	4667109876.89	2002510564.76	0.00	197520567.90	49265134.48	7391136486.99

LT C. G. L. FROM May-2020 TO Apr-2021

LAST MONTH END DATE : 30-04-2021 | PERIOD: May-2020 TO Apr-2021 | PROCESSED ON: 11-May-2022

COM: 1 DGVCL | CIR: 21 SURAT O&M | DIV: 29 KADODARA | SUB: All

SR	CATEGORY	CONSUMERS	UNITS BILLED	OPEN. BAL	ASSESSMENT	COLLECTIONS	CREDIT- ADJ	TANS-FROM	TANS-TO	CL. BALANCE
1	Residential	194716	230656342	191891752.36	1637075718.01	1390417499.91	336902544.35	-33130731.72	0.00	68516694.39
2	General Lighting Purpose	1509	7057671	8294186.83	51678733.24	47416327.89	11393192.74	-250191.07	0.00	913208.37
3	Manufacturing & Service Industries	40374	770710299	441847726.24	6108258391.74	6292738717.39	364051644.83	-71122297.72	0.00	-177806541.96
4	Water Works	1151	22297997	-2130496.83	192886313.74	40203769.79	152533228.25	-1011675.82	0.00	-2992856.95
5	Agricultural	13631	22528489	10569859.72	62546520.23	54821616.26	10974616.57	-4652019.69	0.00	2668127.43
6	Street Light	0	0	0.00	0.00	0.00	0.00	0.00	0.00	0.00
7	Temporary	867	3975082	2912126.11	59075187.02	60530102.68	1418918.06	-2210960.95	0.00	-2172668.56
8	LED	20500	0	361417.03	115466.89	273676.57	1048.47	-0.00	0.00	202158.88
9	Solar			0.00	0.00	0.00	0.00	0.00	0.00	0.00
8	PDC	43424	884334	305771524.82	19160298.09	19073521.97	14720065.88	113250083.41	0.00	404388318.47
9	UNCONNECTED	1010	0	905122.76	2741145.83	1799094.99	224077.34	-872206.44	0.00	750889.82
10	NON-CONS	1882	440213	54298239.33	5090215.20	2581356.70	-100000.00	0.00	0.00	56907097.83
11	UNPOSTED	0.00	0.00	0.00	0.00	0.00	0.00	0.00	0.00	0.00
12	TOT(NOR+UNPOST)	272748	1057225880	653746571.46	8111636330.87	7886401710.49	877275193.27	-112377876.97	0.00	-110671878.40
13	TOT(PDC+UN)	44434	884334	306676647.58	21901443.92	20872616.96	14944143.22	112377876.97	0.00	405139208.29
14	TOT(TEMP+NON)	1882	440213	54298239.33	5090215.20	2581356.70	-100000.00	0.00	0.00	56907097.83
15	GRAND TOTAL	319064	1058550427	1014721458.37	8138627989.99	7909855684.15	892119336.49	0.00	0.00	351374427.72

CREDIT ADJUSTMENT (LT) FOR : May-2020 TO Apr-2021

R	CATEGORY	UNPOSTED RCPT-CLEARED	CREDIT ADJ. (BC)	NON-CASH ADJ.	PAY-FROM OTHER-OFFICE	PROVISIONAL BILLING	<----- BOARD-CHG	RELIEF ELE-DUTY	-----> ANGAN/AMNST	SOLAR CREDIT	TOTAL
	Residential	1472473.17	74853441.72	-5273620.78	0.00	215861075.22	40835351.04	4445137.73	623.53	4708062.72	336902544.35
	General Lighting Purpose	31021.00	1460022.28	513086.38	0.00	7578724.80	1128599.77	2135.19	496367.16	183236.16	11393192.74
	Manufacturing & Service Industries	19137406.79	166415408.73	-5188216.30	0.00	156355047.34	25582955.38	1448329.58	0.00	300713.31	364051644.83
	Water Works	6823.00	52062181.56	-518231.01	0.00	24045001.77	76937452.93	0.00	0.00	0.00	152533228.25
	Agricultural	15180.80	1029404.37	1970477.40	0.00	7959554.00	0.00	0.00	0.00	0.00	10974616.57
	Street Light	0.00	0.00	0.00	0.00	0.00	0.00	0.00	0.00	0.00	0.00
	Temporary	108125.00	106130.45	821530.41	0.00	186425.20	180330.00	16377.00	0.00	0.00	1418918.06
	LED	0.00	0.00	1048.47	0.00	0.00	0.00	0.00	0.00	0.00	1048.47
	Solar	0.00	0.00	0.00	0.00	0.00	0.00	0.00	0.00	0.00	0.00
	PDC	2976.00	2795334.22	11855060.24	0.00	0.00	63283.42	3412.00	0.00	0.00	14720065.88
	UNCONNECTED	0.00	0.00	224077.34	0.00	0.00	0.00	0.00	0.00	0.00	224077.34
	NON-CONS		-40000.00	-60000.00	0.00					0.00	-100000.00
	UNPOSTED	-20774005.76	0.00	0.00	0.00	0.00	0.00	0.00	0.00	0.00	-20774005.76
	TOT(NORMAL)	0.00	295926589.11	-7673925.43	0.00	411985828.33	144664689.12	0.00	496990.69	0.00	856504163.51
	TOT(PDC+UN)	0.00	2795334.22	12079137.58	0.00	0.00	63283.42	3412.00	0.00	0.00	14941167.22
	TOT(TEMP+NON)	0.00	-40000.00	-60000.00	0.00	0.00	0.00	0.00	0.00	0.00	-100000.00
	GRAND TOTAL	0.00	298681923.33	4345212.15	0.00	411985828.33	144727972.54	5911979.50	496990.69	0.00	871345330.73

S.E. (DSM)
DGVCL: Sura

DAKSHIN GUJARAT VIJ COMPANY LIMITED

LT ASSESSMENT REPORT FROM : May-2020 TO Apr-2021

LAST MONTH END DATE : 30-04-2021 | PERIOD: May-2020 TO Apr-2021 | PROCESSED ON: 11-May-2022

COM: 1 DGVCL | CIR: 34 VALSAD O&M | DIV: 21 NAVSARI O&M | SUB: All

SR	CATEGORY	BOARD CHARGE	B. CHG(THEFT)	MIN CHG DIS.	ELE. DUTY	TAX ON SALE	RENT	SUNDRY CHG.	D. P. C.	ASSESSMENT
1	Residential	901365298.30	5027648.42	0.00	69016921.91	44505.20	0.00	348023.46	4393362.45	980195759.74
2	General Lighting Purpose	38463388.59	0.00	0.00	1522374.99	1532.21	0.00	16731.01	396421.60	40400448.40
3	Manufacturing & Service Industries	492611902.71	386328.71	0.00	68131137.61	18547.00	270.00	200839.03	2279208.19	563628233.25
4	Water Works	136311064.97	0.00	0.00	1024218.17	3582.00	30.00	48747.00	1065489.66	138453131.80
5	Agricultural	91088112.78	174772.32	0.00	11812.05	49022.00	112.74	400596.00	591935.56	92316363.45
6	Street Light	0.00	0.00	0.00	0.00	0.00	0.00	0.00	0.00	0.00
7	Temporary	17651566.15	29358.63	0.00	3222696.58	18.00	0.00	1655.49	67739.93	20973034.78
8	LED	0.00	0.00	0.00	0.00	24600.85	0.00	0.00	0.00	24600.85
9	Solar	0.00	0.00	0.00	0.00	0.00	0.00	0.00	0.00	0.00
8	PDC	3154148.64	2808.05	0.00	151271.70	1611.00	-8.00	30260.12	403335.23	3743426.74
9	UNCONNECTED	338075.80	4403.59	0.00	330.27	0.00	0.00	0.00	2547.53	345357.19
10	NON-CONS	0.00	3147269.17	0.00	263918.65	0.00	0.00	0.00	8.49	3411196.31
11	TOT(NORMAL)	1677491333.50	5618108.08	0.00	142929161.31	141807.26	412.74	1016591.99	8794157.39	1835991572.27
12	TOT(PCD+UC)	3492224.44	7211.64	0.00	151601.97	1611.00	-8.00	30260.12	405882.76	4088783.93
13	TOT(TEMP+NON)	0.00	3147269.17	0.00	263918.65	0.00	0.00	0.00	8.49	3411196.31
14	GRAND TOTAL	1680983557.94	8772588.89	0.00	143344681.93	143418.26	404.74	1046852.11	9200048.64	1843491552.51

BREAK-UP OF BOARD CHARGES FROM May-2020 TO Apr-2021

SR	CATEGORY	CONSUMERS	UNITS BILLED	FIXED-CHRG	ENEG-CHRG	FUEL-COST	ANNUAL-CHG	PRO-BILL	DEBIT-ADJ	BOARD-CHG
1	Residential	100041	158711828	34116691.33	496593255.79	307721385.66	0.00	61226848.35	1707117.17	901365298.30
2	General Lighting Purpose	1863	5424077	3042028.30	21168881.86	10249441.23	0.00	3765936.45	237100.75	38463388.59
3	Manufacturing & Service Industries	10105	63181921	68000929.34	289563324.62	120364337.63	0.00	10913741.96	3769569.16	492611902.71
4	Water Works	2656	23428812	840179.09	77903378.31	44380591.20	0.00	11173299.37	2013617.00	136311064.97
5	Agricultural	17950	63303088	25777475.75	57891003.59	0.00	0.00	7045172.24	374461.20	91088112.78
6	Street Light	0	0	0.00	0.00	0.00	0.00	0.00	0.00	0.00
7	Temporary	519	1262148	8680897.25	6271436.40	2541302.01	0.00	47581.33	110349.16	17651566.15
8	LED	0	0	0.00	0.00	0.00	0.00	0.00	0.00	0.00
9	Solar			0.00	0.00	0.00	0.00	0.00	0.00	0.00
8	PDC	29496	63079	0.00	0.00	0.00	0.00	0.00	3154148.64	3154148.64
9	UNCONNECTED	167	0	323310.28	0.00	0.00	0.00	0.00	14765.52	338075.80
10	NON-CONS	13	440900	0.00	0.00	0.00	0.00	0.00	0.00	0.00
11	TOT(NORMAL)	133134	315311874	140458201.06	949391280.57	485257057.73	0.00	94172579.70	8212214.44	1677491333.50
12	TOT(PDC+UN)	29663	63079	323310.28	0.00	0.00	0.00	0.00	3168914.16	3492224.44
13	TOT(TEMP+NON)	13	440900	0.00	0.00	0.00	0.00	0.00	0.00	0.00
14	GRAND TOTAL	162810	315815853	140781511.34	949391280.57	485257057.73	0.00	94172579.70	11381128.60	1680983557.94

LT C. G. L. FROM May-2020 TO Apr-2021

LAST MONTH END DATE : 30-04-2021 | PERIOD: May-2020 TO Apr-2021 | PROCESSED ON: 11-May-2022

COM: 1 DGVCL | CIR: 34 VALSAD O&M | DIV: 21 NAVSARI O&M | SUB: All

SR	CATEGORY	CONSUMERS	UNITS BILLED	OPEN. BAL	ASSESSMENT	COLLECTIONS	CREDIT- ADJ	TANS-FROM	TANS-TO	CL. BALANCE
1	Residential	200086	158711828	34236957.96	980195759.74	848067509.58	175410360.12	-3952681.82	0.00	-12997833.82
2	General Lighting Purpose	3588	5424077	2786667.16	40400448.40	30561233.32	13228546.33	-142234.20	0.00	-744898.29
3	Manufacturing & Service Industries	15916	63181921	21218930.39	563628233.25	575796371.43	29702320.82	-1213309.19	0.00	-21864837.80
4	Water Works	5149	23428812	5386624.17	138453131.80	32058323.83	112067214.08	-4878.56	0.00	-290660.50
5	Agricultural	31460	63303088	-5963915.61	92316363.45	82973546.46	13365920.50	-391478.95	0.00	-10378498.07
6	Street Light	0	0	0.00	0.00	0.00	0.00	0.00	0.00	0.00
7	Temporary	514	1262148	878251.02	20973034.78	21196933.36	947016.66	-74811.10	0.00	-367475.32
8	LED	1486	0	3124.56	24600.85	28196.86	-945.98	0.00	0.00	474.53
9	Solar			0.00	0.00	0.00	0.00	0.00	0.00	0.00
8	PDC	50455	63079	13158249.04	3743426.74	3649342.40	6595593.10	5809786.12	0.00	12466526.40
9	UNCONNECTED	292	0	853.45	345357.19	207670.60	31637.93	-30392.30	0.00	76509.81
10	NON-CONS	278	440900	3896712.72	3411196.31	2284886.16	-203439.51	0.00	0.00	5226462.38
11	UNPOSTED	0.00	0.00	0.00	0.00	0.00	0.00	0.00	0.00	0.00
12	TOT(NOR+UNPOST)	258199	315311874	58546639.65	1835991572.27	1590682114.84	344720432.53	-5779393.82	0.00	-46643729.27
13	TOT(PDC+UN)	50747	63079	13159102.49	4088783.93	3857013.00	6627231.03	5779393.82	0.00	12543036.21
14	TOT(TEMP+NON)	278	440900	3896712.72	3411196.31	2284886.16	-203439.51	0.00	0.00	5226462.38
15	GRAND TOTAL	309224	315815853	75602454.86	1843491552.51	1596824014.00	351144224.05	0.00	0.00	-28874230.68

CREDIT ADJUSTMENT (LT) FOR : May-2020 TO Apr-2021

R	CATEGORY	UNPOSTED RCPT-CLEARED	CREDIT ADJ. (BC)	NON-CASH ADJ.	PAY-FROM OTHER-OFFICE	PROVISIONAL BILLING	<----- BOARD-CHG	RELIEF ELE-DUTY	-----> ANGAN/AMNST	SOLAR CREDIT	TOTAL
	Residential	389743.51	26581192.99	2244078.03	0.00	98986983.05	41907878.01	3035444.99	148.16	2264891.38	175410360.12
	General Lighting Purpose	0.00	223043.89	540914.39	0.00	6163554.90	4798470.01	0.00	1292953.45	209609.69	13228546.33
	Manufacturing & Service Industries	648434.78	5011557.66	1760112.94	0.00	18694039.92	2524480.24	222060.93	0.00	841634.35	29702320.82
	Water Works	4727.00	2198222.53	807769.41	0.00	16881301.80	92175193.34	0.00	0.00	0.00	112067214.08
	Agricultural	20826.55	363111.73	1745201.59	0.00	11222094.63	0.00	0.00	0.00	14686.00	13365920.50
	Street Light	0.00	0.00	0.00	0.00	0.00	0.00	0.00	0.00	0.00	0.00
	Temporary	21784.00	946666.16	-68782.27	0.00	47348.77	0.00	0.00	0.00	0.00	947016.66
	LED	0.00	0.00	-945.98	0.00	0.00	0.00	0.00	0.00	0.00	-945.98
	Solar	0.00	0.00	0.00	0.00	0.00	0.00	0.00	0.00	0.00	0.00
	PDC	0.00	1571783.98	5022149.85	0.00	0.00	1562.36	96.91	0.00	0.00	6595593.10
	UNCONNECTED	0.00	0.00	31637.93	0.00	0.00	0.00	0.00	0.00	0.00	31637.93
	NON-CONS		154203.44	-357642.95	0.00					0.00	-203439.51
	UNPOSTED	-1085515.84	0.00	0.00	0.00	0.00	0.00	0.00	0.00	0.00	-1085515.84
	TOT(NORMAL)	0.00	35323794.96	7028348.11	0.00	151995323.07	141406021.60	0.00	1293101.61	0.00	343634916.69
	TOT(PDC+UN)	0.00	1571783.98	5053787.78	0.00	0.00	1562.36	96.91	0.00	0.00	6627231.03
	TOT(TEMP+NON)	0.00	154203.44	-357642.95	0.00	0.00	0.00	0.00	0.00	0.00	-203439.51
	GRAND TOTAL	0.00	37049782.38	11724492.94	0.00	151995323.07	141407583.96	3257505.92	1293101.61	0.00	350058708.21

S.E. (DSM)
DGVCL, Sura

DAKSHIN GUJARAT VIJ COMPANY LIMITED

LT ASSESSMENT REPORT FROM : May-2020 TO Apr-2021

LAST MONTH END DATE : 30-04-2021 | PERIOD: May-2020 TO Apr-2021 | PROCESSED ON: 11-May-2022

COM: 1 DGVCL | CIR: 34 VALSAD O&M | DIV: 22 VAPI O&M | SUB: All

SR	CATEGORY	BOARD CHARGE	B. CHG(THEFT)	MIN CHG DIS.	ELE. DUTY	TAX ON SALE	RENT	SUNDRY CHG.	D. P. C.	ASSESSMENT
1	Residential	1660775129.44	9789166.69	0.00	169355741.60	72.00	0.00	211446.64	15411578.26	1855543134.63
2	General Lighting Purpose	39748493.44	0.00	0.00	1598563.36	0.00	0.00	41318.45	843118.64	42231493.89
3	Manufacturing & Service Industries	821568091.48	1139431.15	0.00	123543385.07	315.90	22324.00	65027.11	4763221.62	951101796.33
4	Water Works	81772708.51	0.00	0.00	334909.30	0.00	0.00	2655.00	325077.95	82435350.76
5	Agricultural	26104158.60	14340.80	0.00	0.00	0.00	0.00	2655.00	630167.16	26751321.56
6	Street Light	0.00	0.00	0.00	0.00	0.00	0.00	0.00	0.00	0.00
7	Temporary	42128299.96	0.00	0.00	8105412.64	0.00	0.00	2360.00	157664.55	50393737.15
8	LED	0.00	0.00	0.00	0.00	251533.35	0.00	0.00	0.00	251533.35
9	Solar	0.00	0.00	0.00	0.00	0.00	0.00	0.00	0.00	0.00
8	PDC	6425266.52	357735.68	0.00	897014.26	171.00	0.00	6535.00	1155697.74	8842420.20
9	UNCONNECTED	278652.27	0.00	0.00	0.00	0.00	0.00	0.00	38448.10	317100.37
10	NON-CONS	0.00	4110287.22	0.00	579114.30	0.00	0.00	0.00	0.00	4689401.52
11	TOT(NORMAL)	2672096881.43	10942938.64	0.00	302938011.97	251921.25	22324.00	325462.20	22130828.18	3008708367.67
12	TOT(PCD+UC)	6703918.79	357735.68	0.00	897014.26	171.00	0.00	6535.00	1194145.84	9159520.57
13	TOT(TEMP+NON)	0.00	4110287.22	0.00	579114.30	0.00	0.00	0.00	0.00	4689401.52
14	GRAND TOTAL	2678800800.22	15410961.54	0.00	304414140.53	252092.25	22324.00	331997.20	23324974.02	3022557289.76

BREAK-UP OF BOARD CHARGES FROM May-2020 TO Apr-2021

SR	CATEGORY	CONSUMERS	UNITS BILLED	FIXED-CHRG	ENEG-CHRG	FUEL-COST	ANNUAL-CHG	PRO-BILL	DEBIT-ADJ	BOARD-CHG
1	Residential	128393	273611916	47229674.27	961999354.80	523734021.59	0.00	124032997.21	3779081.57	1660775129.44
2	General Lighting Purpose	1341	4901653	2005040.16	23062211.71	11174042.24	0.00	2881266.40	625932.93	39748493.44
3	Manufacturing & Service Industries	17973	107321009	94963918.91	491285193.90	203604141.17	0.00	26658598.22	5056239.28	821568091.48
4	Water Works	1660	14811105	152444.21	48084712.65	28117842.54	0.00	4960318.78	457390.33	81772708.51
5	Agricultural	7844	15682856	9252610.00	14039690.55	0.00	0.00	2718339.43	93518.62	26104158.60
6	Street Light	0	0	0.00	0.00	0.00	0.00	0.00	0.00	0.00
7	Temporary	717	3847221	16153010.70	17391641.71	7060316.57	0.00	392514.55	1130816.43	42128299.96
8	LED	2	0	0.00	0.00	0.00	0.00	0.00	0.00	0.00
9	Solar			0.00	0.00	0.00	0.00	0.00	0.00	0.00
8	PDC	11704	270268	0.00	0.00	0.00	0.00	0.00	6425266.52	6425266.52
9	UNCONNECTED	132	0	251672.27	0.00	0.00	0.00	0.00	26980.00	278652.27
10	NON-CONS	46	490051	0.00	0.00	0.00	0.00	0.00	0.00	0.00
11	TOT(NORMAL)	157930	420175760	169756698.25	1555862805.32	773690364.11	0.00	161644034.59	11142979.16	2672096881.43
12	TOT(PDC+UN)	11836	270268	251672.27	0.00	0.00	0.00	0.00	6452246.52	6703918.79
13	TOT(TEMP+NON)	46	490051	0.00	0.00	0.00	0.00	0.00	0.00	0.00
14	GRAND TOTAL	169812	420936079	170008370.52	1555862805.32	773690364.11	0.00	161644034.59	17595225.68	2678800800.22

LT C. G. L. FROM May-2020 TO Apr-2021

LAST MONTH END DATE : 30-04-2021 | PERIOD: May-2020 TO Apr-2021 | PROCESSED ON: 11-May-2022

COM: 1 DGVCL | CIR: 34 VALSAD O&M | DIV: 22 VAPI O&M | SUB: All

SR	CATEGORY	CONSUMERS	UNITS BILLED	OPEN. BAL	ASSESSMENT	COLLECTIONS	CREDIT- ADJ	TANS-FROM	TANS-TO	CL. BALANCE
1	Residential	244997	273611916	122681302.21	1855543134.63	1642873523.26	296997991.43	-16361562.06	0.00	21991360.09
2	General Lighting Purpose	2333	4901653	1882839.33	42231493.89	28061744.52	16594340.92	-34010.58	0.00	-575762.80
3	Manufacturing & Service Industries	31118	107321009	52192646.29	951101796.33	962124921.05	63940498.42	-3256886.85	0.00	-26027863.70
4	Water Works	3362	14811105	4121290.06	82435350.76	22326285.31	64300073.94	-468.48	0.00	-70186.91
5	Agricultural	13438	15682856	3681897.82	26751321.56	22748435.05	1680436.40	-630523.06	0.00	5373824.87
6	Street Light	0	0	0.00	0.00	0.00	0.00	0.00	0.00	0.00
7	Temporary	737	3847221	2499437.88	50393737.15	55856476.13	143976.11	552229.51	0.00	-2555047.70
8	LED	1067	0	43796.39	251533.35	282642.15	0.00	0.00	0.00	12687.59
9	Solar			0.00	0.00	0.00	0.00	0.00	0.00	0.00
8	PDC	22674	270268	70961130.45	8842420.20	7033251.62	9547612.15	19895986.31	0.00	83118673.19
9	UNCONNECTED	312	0	70669.73	317100.37	189194.01	81683.73	-164764.79	0.00	-47872.43
10	NON-CONS	710	490051	11091844.02	4689401.52	2910788.00	-185178.42	0.00	0.00	13055635.96
11	UNPOSTED	0.00	0.00	0.00	0.00	0.00	0.00	0.00	0.00	0.00
12	TOT(NOR+UNPOST)	297052	420175760	187103209.98	3008708367.67	2734274027.47	443657317.22	-19731221.52	0.00	-1850988.56
13	TOT(PDC+UN)	22986	270268	71031800.18	9159520.57	7222445.63	9629295.88	19731221.52	0.00	83070800.76
14	TOT(TEMP+NON)	710	490051	11091844.02	4689401.52	2910788.00	-185178.42	0.00	0.00	13055635.96
15	GRAND TOTAL	320748	420936079	269226854.18	3022557289.76	2744407261.10	453101434.68	0.00	0.00	94275448.16

CREDIT ADJUSTMENT (LT) FOR : May-2020 TO Apr-2021

SR	CATEGORY	UNPOSTED RCPT-CLEARED	CREDIT ADJ. (BC)	NON-CASH ADJ.	PAY-FROM OTHER-OFFICE	PROVISIONAL BILLING	<----- BOARD-CHG	RELIEF ELE-DUTY	-----> ANGAN/AMNST	SOLAR CREDIT	TOTAL
	Residential	3052432.39	25472855.87	3979015.78	0.00	204420560.38	53985109.62	5062393.72	0.00	1025623.67	296997991.43
	General Lighting Purpose	174617.00	6652551.02	623682.03	0.00	4154943.31	3812226.49	0.00	1035764.59	140556.48	16594340.92
	Manufacturing & Service Industries	2818074.55	9443760.98	5740445.77	0.00	41630620.33	3789433.08	469219.04	0.00	48944.67	63940498.42
	Water Works	91955.00	463864.84	15006.30	0.00	8281443.35	55447804.45	0.00	0.00	0.00	64300073.94
	Agricultural	6262.64	361296.36	-5994667.64	0.00	4480392.04	0.00	0.00	0.00	2827153.00	1680436.40
	Street Light	0.00	0.00	0.00	0.00	0.00	0.00	0.00	0.00	0.00	0.00
	Temporary	37098.00	266582.03	-542932.47	0.00	383228.55	0.00	0.00	0.00	0.00	143976.11
	LED	0.00	0.00	0.00	0.00	0.00	0.00	0.00	0.00	0.00	0.00
	Solar	0.00	0.00	0.00	0.00	0.00	0.00	0.00	0.00	0.00	0.00
	PDC	7653.00	1631531.27	7906922.52	0.00	0.00	1893.09	-48.29	0.00	-339.44	9547612.15
	UNCONNECTED	0.00	0.00	81683.73	0.00	0.00	0.00	0.00	0.00	0.00	81683.73
	NON-CONS		-76821.42	-108357.00	0.00					0.00	-185178.42
	UNPOSTED	-6188092.58	0.00	0.00	0.00	0.00	0.00	0.00	0.00	0.00	-6188092.58
	TOT(NORMAL)	0.00	42660911.10	3820549.77	0.00	263351187.96	117034573.64	0.00	1035764.59	0.00	437476877.64
	TOT(PDC+UN)	0.00	1631531.27	7988606.25	0.00	0.00	1893.09	-48.29	0.00	-339.44	9621642.88
	TOT(TEMP+NON)	0.00	-76821.42	-108357.00	0.00	0.00	0.00	0.00	0.00	0.00	-185178.42
	GRAND TOTAL	0.00	44215620.95	11700799.02	0.00	263351187.96	117036466.73	5531612.76	1035764.59	-339.44	446913342.10

S.E. (DSM)
DGVCL, Surat.

DAKSHIN GUJARAT VIJ COMPANY LIMITED

LT ASSESSMENT REPORT FROM : May-2020 TO Apr-2021

LAST MONTH END DATE : 30-04-2021 | PERIOD: May-2020 TO Apr-2021 | PROCESSED ON: 11-May-2022

COM: 1 DGVCL | CIR: 34 VALSAD O&M | DIV: 23 VAPI IND. O&M | SUB: All

SR	CATEGORY	BOARD CHARGE	B. CHG(THEFT)	MIN CHG DIS.	ELE. DUTY	TAX ON SALE	RENT	SUNDRY CHG.	D. P. C.	ASSESSMENT
1	Residential	696493526.93	5302008.94	0.00	81879046.65	15464.00	5450.00	135035.00	6547463.88	790377995.40
2	General Lighting Purpose	20398548.60	32770.40	0.00	984983.33	406.00	0.00	5105.00	212031.17	21633844.50
3	Manufacturing & Service Industries	1555273453.89	3066198.38	0.00	173862777.59	51876.05	19625.73	328764.69	4262554.13	1736865250.46
4	Water Works	12065480.04	0.00	0.00	23.60	406.00	0.00	0.00	-114609.49	11951300.15
5	Agricultural	4079110.30	131829.67	0.00	31406.92	1326.00	0.00	2990.00	320955.05	4567617.94
6	Street Light	0.00	0.00	0.00	0.00	0.00	0.00	0.00	0.00	0.00
7	Temporary	13202636.07	0.00	0.00	2499383.25	324.00	0.00	2340.00	76208.38	15780891.70
8	LED	0.00	0.00	0.00	0.00	28560.00	0.00	0.00	0.00	28560.00
9	Solar	0.00	0.00	0.00	0.00	0.00	0.00	0.00	0.00	0.00
8	PDC	6453140.74	407322.75	0.00	649235.56	303.00	-7820.36	-21549.11	1031042.27	8511674.85
9	UNCONNECTED	373124.26	0.00	0.00	0.00	0.00	0.00	0.00	23918.95	397043.21
10	NON-CONS	0.00	2059261.59	0.00	292222.05	0.00	0.00	0.00	0.00	2351483.64
11	TOT(NORMAL)	2301512755.83	8532807.39	0.00	259257621.34	98362.05	25075.73	474234.69	11304603.12	2581205460.15
12	TOT(PCD+UC)	6826265.00	407322.75	0.00	649235.56	303.00	-7820.36	-21549.11	1054961.22	8908718.06
13	TOT(TEMP+NON)	0.00	2059261.59	0.00	292222.05	0.00	0.00	0.00	0.00	2351483.64
14	GRAND TOTAL	2308339020.83	10999391.73	0.00	260199078.95	98665.05	17255.37	452685.58	12359564.34	2592465661.85

BREAK-UP OF BOARD CHARGES FROM May-2020 TO Apr-2021

SR	CATEGORY	CONSUMERS	UNITS BILLED	FIXED-CHRG	ENEG-CHRG	FUEL-COST	ANNUAL-CHG	PRO-BILL	DEBIT-ADJ	BOARD-CHG
1	Residential	43617	114359788	18401290.48	401836029.96	219541079.25	0.00	53902978.28	2812148.96	696493526.93
2	General Lighting Purpose	471	3028586	721245.71	11818609.60	5801601.00	0.00	1710115.40	346976.89	20398548.60
3	Manufacturing & Service Industries	15053	203150126	188663312.78	940244683.93	382109751.75	415.00	26033965.77	18221324.66	1555273453.89
4	Water Works	256	2042949	247.49	6579440.01	3838050.93	0.00	1559285.01	88456.60	12065480.04
5	Agricultural	1412	602011	978539.29	2706908.78	0.00	0.00	392561.81	1100.42	4079110.30
6	Street Light	0	0	0.00	0.00	0.00	0.00	0.00	0.00	0.00
7	Temporary	241	999522	6506428.06	4673501.10	1889759.11	0.00	100555.45	32392.35	13202636.07
8	LED	0	0	0.00	0.00	0.00	0.00	0.00	0.00	0.00
9	Solar			0.00	0.00	0.00	0.00	0.00	0.00	0.00
8	PDC	15783	346589	0.00	0.00	0.00	0.00	0.00	6453140.74	6453140.74
9	UNCONNECTED	57	0	319934.61	0.00	0.00	0.00	0.00	53189.65	373124.26
10	NON-CONS	18	255999	0.00	0.00	0.00	0.00	0.00	0.00	0.00
11	TOT(NORMAL)	61050	324182982	215271063.81	1367859173.38	613180242.04	415.00	83699461.72	21502399.88	2301512755.83
12	TOT(PDC+UN)	15840	346589	319934.61	0.00	0.00	0.00	0.00	6506330.39	6826265.00
13	TOT(TEMP+NON)	18	255999	0.00	0.00	0.00	0.00	0.00	0.00	0.00
14	GRAND TOTAL	76908	324785570	215590998.42	1367859173.38	613180242.04	415.00	83699461.72	28008730.27	2308339020.83

LT C. G. L. FROM May-2020 TO Apr-2021

LAST MONTH END DATE : 30-04-2021 | PERIOD: May-2020 TO Apr-2021 | PROCESSED ON: 11-May-2022

COM: 1 DGVCL | CIR: 34 VALSAD O&M | DIV: 23 VAPI IND. O&M | SUB: All

SR	CATEGORY	CONSUMERS	UNITS BILLED	OPEN. BAL	ASSESSMENT	COLLECTIONS	CREDIT- ADJ	TANS-FROM	TANS-TO	CL. BALANCE
1	Residential	91348	114359788	58352197.66	790377995.40	692226175.61	139434004.96	-3471818.02	0.00	13598194.47
2	General Lighting Purpose	849	3028586	1631183.98	21633844.50	19391840.42	4130402.50	3182.78	0.00	-254031.66
3	Manufacturing & Service Industries	19807	203150126	93528561.65	1736865250.46	1803073607.80	88793762.50	-2945466.19	0.00	-64419024.38
4	Water Works	543	2042949	915068.79	11951300.15	2729431.00	10200720.23	700.00	0.00	-63082.29
5	Agricultural	2173	602011	1283091.22	4567617.94	5196490.74	710050.18	-300706.38	0.00	-356538.14
6	Street Light	0	0	0.00	0.00	0.00	0.00	0.00	0.00	0.00
7	Temporary	254	999522	868700.21	15780891.70	16749814.97	-104116.23	-305302.71	0.00	-301409.54
8	LED	397	0	9920.49	28560.00	35090.73	0.00	0.00	0.00	3389.76
9	Solar			0.00	0.00	0.00	0.00	0.00	0.00	0.00
8	PDC	27087	346589	36489436.43	8511674.85	9826359.19	9429352.73	7090711.72	0.00	32836111.08
9	UNCONNECTED	108	0	127043.70	397043.21	342215.00	35630.76	-71301.20	0.00	74939.95
10	NON-CONS	563	255999	3217752.77	2351483.64	1099772.08	57781.37	0.00	0.00	4411682.96
11	UNPOSTED	0.00	0.00	0.00	0.00	0.00	0.00	0.00	0.00	0.00
12	TOT(NOR+UNPOST)	115371	324182982	156588724.00	2581205460.15	2539402451.27	243164824.14	-7019410.52	0.00	-51792501.78
13	TOT(PDC+UN)	27195	346589	36616480.13	8908718.06	10168574.19	9464983.49	7019410.52	0.00	32911051.03
14	TOT(TEMP+NON)	563	255999	3217752.77	2351483.64	1099772.08	57781.37	0.00	0.00	4411682.96
15	GRAND TOTAL	143129	324785570	196422956.90	2592465661.85	2550670797.54	252687589.00	0.00	0.00	-14469767.79

CREDIT ADJUSTMENT (LT) FOR : May-2020 TO Apr-2021

SR	CATEGORY	UNPOSTED RCPT-CLEARED	CREDIT ADJ. (BC)	NON-CASH ADJ.	PAY-FROM OTHER-OFFICE	PROVISIONAL BILLING	<----- BOARD-CHG	RELIEF ELE-DUTY	-----> ANGAN/AMNST	SOLAR CREDIT	TOTAL
	Residential	1683882.52	13211653.93	-662958.37	0.00	99437701.84	22797103.80	2716224.80	0.00	250396.44	139434004.96
	General Lighting Purpose	1457.22	430459.22	29453.17	0.00	2407595.18	893027.73	0.00	321308.60	47101.38	4130402.50
	Manufacturing & Service Industries	4832039.26	16175910.55	9971560.69	0.00	48420418.48	8462030.74	813368.60	0.00	118434.18	88793762.50
	Water Works	0.00	377190.01	87574.42	0.00	2143339.31	7592616.49	0.00	0.00	0.00	10200720.23
	Agricultural	2827.64	54132.60	132374.53	0.00	520715.41	0.00	0.00	0.00	0.00	710050.18
	Street Light	0.00	0.00	0.00	0.00	0.00	0.00	0.00	0.00	0.00	0.00
	Temporary	17016.00	46210.81	-221086.91	0.00	53743.87	0.00	0.00	0.00	0.00	-104116.23
	LED	0.00	0.00	0.00	0.00	0.00	0.00	0.00	0.00	0.00	0.00
	Solar	0.00	0.00	0.00	0.00	0.00	0.00	0.00	0.00	0.00	0.00
	PDC	0.00	983507.07	8444172.24	0.00	0.00	655.01	0.00	1018.41	0.00	9429352.73
	UNCONNECTED	0.00	0.00	35630.76	0.00	0.00	0.00	0.00	0.00	0.00	35630.76
)	NON-CONS		1.37	0.00	57780.00					0.00	57781.37
1	UNPOSTED	-6537222.64	0.00	0.00	0.00	0.00	0.00	0.00	0.00	0.00	-6537222.64
!	TOT(NORMAL)	0.00	30295557.12	9336917.53	0.00	152983514.09	39744778.76	0.00	321308.60	0.00	236627601.50
)	TOT(PDC+UN)	0.00	983507.07	8479803.00	0.00	0.00	655.01	0.00	1018.41	0.00	9464983.49
(	TOT(TEMP+NON)	0.00	1.37	0.00	57780.00	0.00	0.00	0.00	0.00	0.00	57781.37
(	GRAND TOTAL	0.00	31279065.56	17816720.53	57780.00	152983514.09	39745433.77	3529593.40	322327.01	0.00	246150366.36

S.E. (DSM)
DGVCL Surat

DAKSHIN GUJARAT VIJ COMPANY LIMITED

LT ASSESSMENT REPORT FROM : May-2020 TO Apr-2021

LAST MONTH END DATE : 30-04-2021 | PERIOD: May-2020 TO Apr-2021 | PROCESSED ON: 11-May-2022

COM: 1 DGVCL | CIR: 34 VALSAD O&M | DIV: 24 VALSAD O&M | SUB: All

SR	CATEGORY	BOARD CHARGE	B. CHG(THEFT)	MIN CHG DIS.	ELE. DUTY	TAX ON SALE	RENT	SUNDRY CHG.	D. P. C.	ASSESSMENT
1	Residential	815385469.97	6029275.44	0.00	77425509.49	171.00	0.00	247317.01	4156159.48	903243902.39
2	General Lighting Purpose	20940610.73	0.00	0.00	817663.85	0.00	0.00	4553.00	423132.50	22185960.08
3	Manufacturing & Service Industries	567812158.40	426094.28	0.00	82480998.24	0.00	0.00	130839.90	2367026.17	653217116.99
4	Water Works	66730933.76	0.00	0.00	379695.04	0.00	0.00	11130.57	-224911.00	66896848.37
5	Agricultural	54942658.36	198633.56	0.00	-494.66	0.00	0.00	48773.00	552278.84	55741849.10
6	Street Light	0.00	0.00	0.00	0.00	0.00	0.00	0.00	0.00	0.00
7	Temporary	14234759.05	64792.95	0.00	2780741.13	0.00	0.00	1801.00	60288.65	17142382.78
8	LED	0.00	0.00	0.00	0.00	15960.00	0.00	0.00	0.00	15960.00
9	Solar	0.00	0.00	0.00	0.00	0.00	0.00	0.00	0.00	0.00
8	PDC	1741537.01	7620.96	0.00	156157.05	581.40	0.00	6393.02	45211.33	1957500.77
9	UNCONNECTED	227290.67	0.00	0.00	0.00	0.00	0.00	0.00	6962.48	234253.15
10	NON-CONS	0.00	3856538.41	0.00	255183.92	0.00	0.00	0.00	95.44	4111817.77
11	TOT(NORMAL)	1540046590.27	6718796.23	0.00	163884113.09	16131.00	0.00	444414.48	7333974.64	1718444019.71
12	TOT(PCD+UC)	1968827.68	7620.96	0.00	156157.05	581.40	0.00	6393.02	52173.81	2191753.92
13	TOT(TEMP+NON)	0.00	3856538.41	0.00	255183.92	0.00	0.00	0.00	95.44	4111817.77
14	GRAND TOTAL	1542015417.95	10582955.60	0.00	164295454.06	16712.40	0.00	450807.50	7386243.89	1724747591.40

BREAK-UP OF BOARD CHARGES FROM May-2020 TO Apr-2021

SR	CATEGORY	CONSUMERS	UNITS BILLED	FIXED-CHRG	ENEG-CHRG	FUEL-COST	ANNUAL-CHG	PRO-BILL	DEBIT-ADJ	BOARD-CHG
1	Residential	68466	144154331	25944574.41	456712633.50	274989360.92	0.00	56329901.11	1409000.03	815385469.97
2	General Lighting Purpose	908	3011468	1549561.98	11773285.63	5702909.24	0.00	1828029.06	86824.82	20940610.73
3	Manufacturing & Service Industries	9760	74837995	69162811.44	341246175.18	140966475.56	0.00	11597734.22	4838962.00	567812158.40
4	Water Works	1358	11828913	174344.68	38484597.10	22432281.00	0.00	4973920.98	665790.00	66730933.76
5	Agricultural	13635	36489843	14961891.91	34439838.70	0.00	0.00	5343779.80	197147.95	54942658.36
6	Street Light	0	0	0.00	0.00	0.00	0.00	0.00	0.00	0.00
7	Temporary	488	965182	7890803.67	4466817.92	1804595.46	0.00	39415.56	33126.44	14234759.05
8	LED	0	0	0.00	0.00	0.00	0.00	0.00	0.00	0.00
9	Solar			0.00	0.00	0.00	0.00	0.00	0.00	0.00
8	PDC	5957	56608	0.00	0.00	0.00	0.00	0.00	1741537.01	1741537.01
9	UNCONNECTED	81	0	222339.21	0.00	0.00	0.00	0.00	4951.46	227290.67
10	NON-CONS	60	561896	0.00	0.00	0.00	0.00	0.00	0.00	0.00
11	TOT(NORMAL)	94615	271287732	119683988.09	887123348.03	445895622.18	0.00	80112780.73	7230851.24	1540046590.27
12	TOT(PDC+UN)	6038	56608	222339.21	0.00	0.00	0.00	0.00	1746488.47	1968827.68
13	TOT(TEMP+NON)	60	561896	0.00	0.00	0.00	0.00	0.00	0.00	0.00
14	GRAND TOTAL	100713	271906236	119906327.30	887123348.03	445895622.18	0.00	80112780.73	8977339.71	1542015417.95

LT C. G. L. FROM May-2020 TO Apr-2021

LAST MONTH END DATE : 30-04-2021 | PERIOD: May-2020 TO Apr-2021 | PROCESSED ON: 11-May-2022

COM: 1 DGVCL | CIR: 34 VALSAD O&M | DIV: 24 VALSAD O&M | SUB: All

SR	CATEGORY	CONSUMERS	UNITS BILLED	OPEN. BAL	ASSESSMENT	COLLECTIONS	CREDIT- ADJ	TANS-FROM	TANS-TO	CL. BALANCE
1	Residential	136323	144154331	36764245.96	903243902.39	795751943.15	149686449.38	-981745.13	0.00	-6411989.31
2	General Lighting Purpose	1773	3011468	2233738.00	22185960.08	18704950.91	5756277.18	-3131.29	0.00	-44661.30
3	Manufacturing & Service Industries	17009	74837995	23987487.93	653217116.99	676883118.75	31690343.08	-819212.50	0.00	-32188069.41
4	Water Works	2788	11828913	5138044.43	66896848.37	14945359.78	56374455.47	36960.33	0.00	752037.88
5	Agricultural	22275	36489843	-975160.46	55741849.10	48718994.84	6334473.66	-7458.94	0.00	-294238.80
6	Street Light	0	0	0.00	0.00	0.00	0.00	0.00	0.00	0.00
7	Temporary	484	965182	520670.57	17142382.78	17751258.05	91077.97	-892042.10	0.00	-1071324.77
8	LED	36149	0	42220.34	15960.00	37947.49	945.98	0.00	0.00	19286.87
9	Solar			0.00	0.00	0.00	0.00	0.00	0.00	0.00
8	PDC	10328	56608	7799765.55	1957500.77	1696734.83	1795969.74	2677282.48	0.00	8941844.23
9	UNCONNECTED	144	0	41241.19	234253.15	192591.41	32011.98	-10652.85	0.00	40238.10
10	NON-CONS	136	561896	4335657.82	4111817.77	3118136.40	363550.48	0.00	0.00	4965788.71
11	UNPOSTED	0.00	0.00	0.00	0.00	0.00	0.00	0.00	0.00	0.00
12	TOT(NOR+UNPOST)	216801	271287732	67711246.77	1718444019.71	1572793572.97	249934022.72	-2666629.63	0.00	-39238958.84
13	TOT(PDC+UN)	10472	56608	7841006.74	2191753.92	1889326.24	1827981.72	2666629.63	0.00	8982082.33
14	TOT(TEMP+NON)	136	561896	4335657.82	4111817.77	3118136.40	363550.48	0.00	0.00	4965788.71
15	GRAND TOTAL	227409	271906236	79887911.33	1724747591.40	1577801035.61	252125554.92	0.00	0.00	-25291087.80

CREDIT ADJUSTMENT (LT) FOR : May-2020 TO Apr-2021

R	CATEGORY	UNPOSTED RCPT-CLEARED	CREDIT ADJ. (BC)	NON-CASH ADJ.	PAY-FROM OTHER-OFFICE	PROVISIONAL BILLING	<----- BOARD-CHG	RELIEF ELE-DUTY	-----> ANGAN/AMNST	SOLAR CREDIT	TOTAL
	Residential	479972.58	7841732.83	2308088.45	0.00	97847706.77	35888056.85	3259499.61	0.00	2061392.29	149686449.38
	General Lighting Purpose	2238.00	161727.76	222571.47	0.00	2722527.77	1835903.44	0.00	689555.87	121752.87	5756277.18
	Manufacturing & Service Industries	1170044.44	2888847.25	3699889.17	0.00	20599457.78	2844923.59	328646.69	0.00	158534.16	31690343.08
	Water Works	0.00	29117.37	378320.61	0.00	8006482.26	47959146.16	0.00	0.00	1389.07	56374455.47
	Agricultural	18492.31	522284.97	-3853123.90	0.00	7855352.28	0.00	0.00	0.00	1791468.00	6334473.66
	Street Light	0.00	0.00	0.00	0.00	0.00	0.00	0.00	0.00	0.00	0.00
	Temporary	0.00	1855.25	48381.00	0.00	40841.72	0.00	0.00	0.00	0.00	91077.97
	LED	0.00	0.00	945.98	0.00	0.00	0.00	0.00	0.00	0.00	945.98
	Solar	0.00	0.00	0.00	0.00	0.00	0.00	0.00	0.00	0.00	0.00
	PDC	0.00	243092.49	1552321.57	0.00	0.00	543.37	12.31	0.00	0.00	1795969.74
	UNCONNECTED	0.00	8789.52	23222.46	0.00	0.00	0.00	0.00	0.00	0.00	32011.98
	NON-CONS		-1.77	363552.25	0.00					0.00	363550.48
	UNPOSTED	-1670747.33	0.00	0.00	0.00	0.00	0.00	0.00	0.00	0.00	-1670747.33
	TOT(NORMAL)	0.00	11445565.43	2805072.78	0.00	137072368.58	88528030.04	0.00	689555.87	0.00	248263275.39
	TOT(PDC+UN)	0.00	251882.01	1575544.03	0.00	0.00	543.37	12.31	0.00	0.00	1827981.72
	TOT(TEMP+NON)	0.00	-1.77	363552.25	0.00	0.00	0.00	0.00	0.00	0.00	363550.48
	GRAND TOTAL	0.00	11697445.67	4744169.06	0.00	137072368.58	88528573.41	3588146.30	689555.87	0.00	250454807.59

S.E. (DSM)
DGVCL, Surat

DAKSHIN GUJARAT VIJ COMPANY LIMITED

LT ASSESSMENT REPORT FROM : May-2020 TO Apr-2021

LAST MONTH END DATE : 30-04-2021 | PERIOD: May-2020 TO Apr-2021 | PROCESSED ON: 11-May-2022

COM: 1 DGVCL | CIR: 34 VALSAD O&M | DIV: 25 VALSAD CITY O&M | SUB: All

SR	CATEGORY	BOARD CHARGE	B. CHG(THEFT)	MIN CHG DIS.	ELE. DUTY	TAX ON SALE	RENT	SUNDRY CHG.	D. P. C.	ASSESSMENT
1	Residential	661822769.81	1957870.82	0.00	85091890.84	1824.00	-554.03	44829.16	3707905.37	752626535.97
2	General Lighting Purpose	16164347.00	0.00	0.00	626920.76	126.00	0.00	227.00	236799.83	17028420.59
3	Manufacturing & Service Industries	429062085.45	3381845.32	0.00	61049668.52	513.00	0.00	31673.11	1831484.82	495357270.22
4	Water Works	17965078.75	0.00	0.00	233781.11	0.00	0.00	2250.00	654429.02	18855538.88
5	Agricultural	3600205.46	0.00	0.00	0.00	-36.00	0.00	11860.00	91576.28	3703605.74
6	Street Light	0.00	0.00	0.00	0.00	0.00	0.00	0.00	0.00	0.00
7	Temporary	12115189.75	0.00	0.00	2261626.57	0.00	0.00	851.00	66866.76	14444534.08
8	LED	0.00	0.00	0.00	0.00	35173.35	0.00	0.00	0.00	35173.35
9	Solar	0.00	0.00	0.00	0.00	0.00	0.00	0.00	0.00	0.00
8	PDC	1594660.39	0.00	0.00	165235.69	576.00	-3762.30	5313.28	245854.59	2007877.65
9	UNCONNECTED	71372.79	0.00	0.00	0.00	0.00	0.00	0.00	1609.75	72982.54
10	NON-CONS	0.00	51998.08	0.00	8882.43	0.00	0.00	0.00	17849.19	78729.70
11	TOT(NORMAL)	1140729676.22	5339716.14	0.00	149263887.80	37600.35	-554.03	91690.27	6589062.08	1302051078.83
12	TOT(PCD+UC)	1666033.18	0.00	0.00	165235.69	576.00	-3762.30	5313.28	247464.34	2080860.19
13	TOT(TEMP+NON)	0.00	51998.08	0.00	8882.43	0.00	0.00	0.00	17849.19	78729.70
14	GRAND TOTAL	1142395709.40	5391714.22	0.00	149438005.92	38176.35	-4316.33	97003.55	6854375.61	1304210668.72

BREAK-UP OF BOARD CHARGES FROM May-2020 TO Apr-2021

SR	CATEGORY	CONSUMERS	UNITS BILLED	FIXED-CHRG	ENEG-CHRG	FUEL-COST	ANNUAL-CHG	PRO-BILL	DEBIT-ADJ	BOARD-CHG
1	Residential	49440	109211560	19781825.28	388388534.84	209755035.71	0.00	43127666.61	769707.37	661822769.81
2	General Lighting Purpose	430	2527826	552974.05	9794499.96	4767276.77	0.00	917625.82	131970.40	16164347.00
3	Manufacturing & Service Industries	9998	57054984	50253447.09	258866107.30	107660626.27	0.00	11073420.77	1208484.02	429062085.45
4	Water Works	245	3305618	88175.20	10969658.50	6272880.14	0.00	574175.00	60189.91	17965078.75
5	Agricultural	1247	1151290	1093311.68	2149418.52	0.00	0.00	306966.86	50508.40	3600205.46
6	Street Light	0	0	0.00	0.00	0.00	0.00	0.00	0.00	0.00
7	Temporary	383	810601	6727972.25	3779998.95	1526814.65	0.00	2986.80	77417.10	12115189.75
8	LED	0	0	0.00	0.00	0.00	0.00	0.00	0.00	0.00
9	Solar			0.00	0.00	0.00	0.00	0.00	0.00	0.00
8	PDC	8774	135858	0.00	0.00	0.00	0.00	0.00	1594660.39	1594660.39
9	UNCONNECTED	6	0	71372.79	0.00	0.00	0.00	0.00	0.00	71372.79
10	NON-CONS	2	4424	0.00	0.00	0.00	0.00	0.00	0.00	0.00
11	TOT(NORMAL)	61743	174061879	78497705.55	673948218.07	329982633.54	0.00	56002841.86	2298277.20	1140729676.22
12	TOT(PDC+UN)	8780	135858	71372.79	0.00	0.00	0.00	0.00	1594660.39	1666033.18
13	TOT(TEMP+NON)	2	4424	0.00	0.00	0.00	0.00	0.00	0.00	0.00
14	GRAND TOTAL	70525	174202161	78569078.34	673948218.07	329982633.54	0.00	56002841.86	3892937.59	1142395709.40

LT C. G. L. FROM May-2020 TO Apr-2021

LAST MONTH END DATE : 30-04-2021 | PERIOD: May-2020 TO Apr-2021 | PROCESSED ON: 11-May-2022

COM: 1 DGVCL | CIR: 34 VALSAD O&M | DIV: 25 VALSAD CITY O&M | SUB: All

SR	CATEGORY	CONSUMERS	UNITS BILLED	OPEN. BAL	ASSESSMENT	COLLECTIONS	CREDIT- ADJ	TANS-FROM	TANS-TO	CL. BALANCE
1	Residential	84926	109211560	42040268.67	752626535.97	674642143.76	123003897.00	-1687855.36	0.00	-4667091.48
2	General Lighting Purpose	663	2527826	982148.91	17028420.59	15380022.07	2616931.81	-19440.55	0.00	-5824.93
3	Manufacturing & Service Industries	14139	57054984	29885362.68	495357270.22	500930826.42	36594762.37	-3792172.55	0.00	-16075128.44
4	Water Works	321	3305618	4225791.21	18855538.88	14774728.15	7943609.20	102.30	0.00	363095.04
5	Agricultural	2006	1151290	-218715.00	3703605.74	3366710.49	708817.54	-89167.74	0.00	-679805.03
6	Street Light	0	0	0.00	0.00	0.00	0.00	0.00	0.00	0.00
7	Temporary	378	810601	885846.46	14444534.08	15617206.47	179976.06	-153583.30	0.00	-620385.29
8	LED	14722	0	13351.94	35173.35	43919.18	0.00	-0.00	0.00	4606.11
9	Solar			0.00	0.00	0.00	0.00	0.00	0.00	0.00
8	PDC	13357	135858	9466263.03	2007877.65	1802764.54	1668177.26	5759602.33	0.00	13762801.21
9	UNCONNECTED	22	0	3756.78	72982.54	28877.35	27150.85	-17485.13	0.00	3225.99
10	NON-CONS	10	4424	103886.68	78729.70	69076.19	0.00	0.00	0.00	113540.19
11	UNPOSTED	0.00	0.00	0.00	0.00	0.00	0.00	0.00	0.00	0.00
12	TOT(NOR+UNPOST)	117155	174061879	77814054.87	1302051078.83	1224755556.54	171047993.98	-5742117.20	0.00	-21680534.02
13	TOT(PDC+UN)	13379	135858	9470019.81	2080860.19	1831641.89	1695328.11	5742117.20	0.00	13766027.20
14	TOT(TEMP+NON)	10	4424	103886.68	78729.70	69076.19	0.00	0.00	0.00	113540.19
15	GRAND TOTAL	130544	174202161	87387961.36	1304210668.72	1226656274.62	172743322.09	0.00	0.00	-7800966.63

CREDIT ADJUSTMENT (LT) FOR : May-2020 TO Apr-2021

SR	CATEGORY	UNPOSTED RCPT-CLEARED	CREDIT ADJ. (BC)	NON-CASH ADJ.	PAY-FROM OTHER-OFFICE	PROVISIONAL BILLING	<----- BOARD-CHG	RELIEF ELE-DUTY	-----> ANGAN/AMNST	SOLAR CREDIT	TOTAL
1	Residential	1320475.94	8891305.18	-5864187.09	0.00	92312402.38	21213419.94	2841199.02	0.00	2289281.63	123003897.00
2	General Lighting Purpose	0.00	103528.43	246984.07	0.00	1652060.06	297645.52	0.00	233884.94	82828.79	2616931.81
3	Manufacturing & Service Industries	1042027.09	2599568.97	2927193.35	0.00	27416715.33	2218548.21	256568.11	0.00	134141.31	36594762.37
4	Water Works	0.00	87807.65	77396.63	0.00	1030606.58	6747798.34	0.00	0.00	0.00	7943609.20
5	Agricultural	1053.60	74290.80	124579.55	0.00	508893.59	0.00	0.00	0.00	0.00	708817.54
6	Street Light	0.00	0.00	0.00	0.00	0.00	0.00	0.00	0.00	0.00	0.00
7	Temporary	5248.00	93603.26	78138.00	0.00	2986.80	0.00	0.00	0.00	0.00	179976.06
8	LED	0.00	0.00	0.00	0.00	0.00	0.00	0.00	0.00	0.00	0.00
9	Solar	0.00	0.00	0.00	0.00	0.00	0.00	0.00	0.00	0.00	0.00
8	PDC	1795.00	307007.16	1359070.77	0.00	0.00	299.85	4.48	0.00	0.00	1668177.26
9	UNCONNECTED	0.00	6254.00	20896.85	0.00	0.00	0.00	0.00	0.00	0.00	27150.85
10	NON-CONS		0.00	0.00	0.00					0.00	0.00
11	UNPOSTED	-2370599.63	0.00	0.00	0.00	0.00	0.00	0.00	0.00	0.00	-2370599.63
12	TOT(NORMAL)	0.00	11850104.29	-2409895.49	0.00	122923664.74	30477412.01	0.00	233884.94	0.00	168679189.35
13	TOT(PDC+UN)	0.00	313261.16	1379967.62	0.00	0.00	299.85	4.48	0.00	0.00	1693533.11
14	TOT(TEMP+NON)	0.00	0.00	0.00	0.00	0.00	0.00	0.00	0.00	0.00	0.00
15	GRAND TOTAL	0.00	12163365.45	-1029927.87	0.00	122923664.74	30477711.86	3097767.13	233884.94	0.00	170372722.46

S.E. (DSM)
DGVCL, Surat.

DAKSHIN GUJARAT VIJ COMPANY LIMITED

LT ASSESSMENT REPORT FROM : May-2020 TO Apr-2021

LAST MONTH END DATE : 30-04-2021 | PERIOD: May-2020 TO Apr-2021 | PROCESSED ON: 11-May-2022

COM: 1 DGVCL | CIR: 34 VALSAD O&M | DIV: 26 NAVSARI(CITY) O&M | SUB: All1

SR	CATEGORY	BOARD CHARGE	B. CHG(THEFT)	MIN CHG DIS.	ELE. DUTY	TAX ON SALE	RENT	SUNDRY CHG.	D. P. C.	ASSESSMENT
1	Residential	814403075.14	318472.93	0.00	107435022.51	13211.20	1808.25	156606.00	3441638.75	925769834.78
2	General Lighting Purpose	33210734.19	0.00	0.00	1490504.36	918.00	0.00	7239.11	104291.85	34813687.51
3	Manufacturing & Service Industries	484424277.51	0.00	0.00	71764802.57	12768.40	29295.00	138236.86	1971076.97	558340457.31
4	Water Works	79243724.67	0.00	0.00	6102335.55	2925.00	0.00	31087.00	239258.28	85619330.50
5	Agricultural	9748374.47	66036.10	0.00	11594.26	6957.00	0.00	38827.00	78722.77	9950511.60
6	Street Light	0.00	0.00	0.00	0.00	0.00	0.00	0.00	0.00	0.00
7	Temporary	10303675.86	0.00	0.00	1985297.05	0.00	0.00	531.00	28370.49	12317874.40
8	LED	0.00	0.00	0.00	0.00	8662.84	0.00	0.00	0.00	8662.84
9	Solar	0.00	0.00	0.00	0.00	0.00	0.00	0.00	0.00	0.00
8	PDC	1686078.53	0.00	0.00	243172.68	1152.00	7181.12	12375.64	571096.01	2521055.98
9	UNCONNECTED	41353.85	0.00	0.00	0.00	0.00	0.00	0.00	445.31	41799.16
10	NON-CONS	0.00	610796.44	0.00	117190.66	0.00	0.00	0.00	4000.25	731987.35
11	TOT(NORMAL)	1431333861.84	384509.03	0.00	188789556.30	45442.44	31103.25	372526.97	5863359.11	1626820358.94
12	TOT(PCD+UC)	1727432.38	0.00	0.00	243172.68	1152.00	7181.12	12375.64	571541.32	2562855.14
13	TOT(TEMP+NON)	0.00	610796.44	0.00	117190.66	0.00	0.00	0.00	4000.25	731987.35
14	GRAND TOTAL	1433061294.22	995305.47	0.00	189149919.64	46594.44	38284.37	384902.61	6438900.68	1630115201.43

BREAK-UP OF BOARD CHARGES FROM May-2020 TO Apr-2021

SR	CATEGORY	CONSUMERS	UNITS BILLED	FIXED-CHRG	ENEG-CHRG	FUEL-COST	ANNUAL-CHG	PRO-BILL	DEBIT-ADJ	BOARD-CHG
1	Residential	48967	130229988	23808230.01	475421587.89	248794897.07	0.00	62803383.28	3574976.89	814403075.14
2	General Lighting Purpose	471	5388490	646209.87	20996400.01	10169897.33	0.00	1285671.46	112555.52	33210734.19
3	Manufacturing & Service Industries	11429	63749651	58561356.79	288012894.99	120266394.36	0.00	15714320.87	1869310.50	484424277.51
4	Water Works	968	12957606	1753547.05	48761078.81	24442632.63	0.00	4036696.41	249769.77	79243724.67
5	Agricultural	1563	5317187	2135713.17	6513183.31	0.00	0.00	1021757.38	77720.61	9748374.47
6	Street Light	0	0	0.00	0.00	0.00	0.00	0.00	0.00	0.00
7	Temporary	342	693870	5589927.73	3242830.95	1307233.79	0.00	54260.76	109422.63	10303675.86
8	LED	0	0	0.00	0.00	0.00	0.00	0.00	0.00	0.00
9	Solar			0.00	0.00	0.00	0.00	0.00	0.00	0.00
8	PDC	10673	100615	0.00	0.00	0.00	0.00	0.00	1686078.53	1686078.53
9	UNCONNECTED	25	0	41283.85	0.00	0.00	0.00	0.00	70.00	41353.85
10	NON-CONS	0	48840	0.00	0.00	0.00	0.00	0.00	0.00	0.00
11	TOT(NORMAL)	63740	218336792	92494984.62	842947975.96	404981055.18	0.00	84916090.16	5993755.92	1431333861.84
12	TOT(PDC+UN)	10698	100615	41283.85	0.00	0.00	0.00	0.00	1686148.53	1727432.38
13	TOT(TEMP+NON)	0	48840	0.00	0.00	0.00	0.00	0.00	0.00	0.00
14	GRAND TOTAL	74438	218486247	92536268.47	842947975.96	404981055.18	0.00	84916090.16	7679904.45	1433061294.22

LT C. G. L. FROM May-2020 TO Apr-2021

LAST MONTH END DATE : 30-04-2021 | PERIOD: May-2020 TO Apr-2021 | PROCESSED ON: 11-May-2022

COM: 1 DGVCL | CIR: 34 VALSAD O&M | DIV: 26 NAVSARI(CITY) O&M | SUB: All1

SR	CATEGORY	CONSUMERS	UNITS BILLED	OPEN. BAL	ASSESSMENT	COLLECTIONS	CREDIT- ADJ	TANS-FROM	TANS-TO	CL. BALANCE
1	Residential	105867	130229988	21120562.21	925769834.78	824707789.18	149788784.56	-887767.90	0.00	-28493944.65
2	General Lighting Purpose	768	5388490	945746.62	34813687.51	34758372.13	2990489.46	6623.13	0.00	-1982804.33
3	Manufacturing & Service Industries	20696	63749651	29239731.62	558340457.31	574763484.25	37781836.88	-573701.02	0.00	-25538833.22
4	Water Works	1683	12957606	698931.33	85619330.50	75020340.42	13479297.77	72464.90	0.00	-2108911.46
5	Agricultural	2191	5317187	-1374656.99	9950511.60	8525751.04	1957407.62	-14174.92	0.00	-1921478.97
6	Street Light	0	0	0.00	0.00	0.00	0.00	0.00	0.00	0.00
7	Temporary	364	693870	352723.88	12317874.40	13312027.44	167951.21	-46875.77	0.00	-856256.14
8	LED	40	0	5499.20	8662.84	9868.05	0.00	-0.00	0.00	4293.99
9	Solar			0.00	0.00	0.00	0.00	0.00	0.00	0.00
8	PDC	18278	100615	9358217.32	2521055.98	1345941.87	1712414.10	1460589.17	0.00	10281506.50
9	UNCONNECTED	35	0	24997.37	41799.16	7039.00	39351.28	-17157.59	0.00	3248.66
10	NON-CONS	20	48840	717385.26	731987.35	677247.07	-32912.00	0.00	0.00	805037.54
11	UNPOSTED	0.00	0.00	0.00	0.00	0.00	0.00	0.00	0.00	0.00
12	TOT(NOR+UNPOST)	131609	218336792	50988537.87	1626820358.94	1531097632.51	206165767.50	-1443431.58	0.00	-60897934.78
13	TOT(PDC+UN)	18313	100615	9383214.69	2562855.14	1352980.87	1751765.38	1443431.58	0.00	10284755.14
14	TOT(TEMP+NON)	20	48840	717385.26	731987.35	677247.07	-32912.00	0.00	0.00	805037.54
15	GRAND TOTAL	149942	218486247	61089137.82	1630115201.43	1533127860.45	207884620.88	0.00	0.00	-49808142.08

CREDIT ADJUSTMENT (LT) FOR : May-2020 TO Apr-2021

SR	CATEGORY	UNPOSTED RCPT-CLEARED	CREDIT ADJ. (BC)	NON-CASH ADJ.	PAY-FROM OTHER-OFFICE	PROVISIONAL BILLING	<----- BOARD-CHG	RELIEF ELE-DUTY	-----> ANGAN/AMNST	SOLAR CREDIT	TOTAL
1	Residential	383473.87	6740088.25	3281242.30	0.00	105545013.63	26802654.48	3780694.59	0.00	3255617.44	149788784.56
2	General Lighting Purpose	5000.00	45517.97	412823.64	0.00	1898811.39	436852.77	0.00	154966.84	36516.85	2990489.46
3	Manufacturing & Service Industries	539889.13	947724.15	4290656.19	0.00	29599902.22	2040391.55	252064.46	0.00	111209.18	37781836.88
4	Water Works	20799.95	24589.49	-33168.95	0.00	6286609.67	7180467.61	0.00	0.00	0.00	13479297.77
5	Agricultural	3548.00	58865.60	329032.73	0.00	1565961.29	0.00	0.00	0.00	0.00	1957407.62
6	Street Light	0.00	0.00	0.00	0.00	0.00	0.00	0.00	0.00	0.00	0.00
7	Temporary	0.00	51309.53	62380.92	0.00	54260.76	0.00	0.00	0.00	0.00	167951.21
8	LED	0.00	0.00	0.00	0.00	0.00	0.00	0.00	0.00	0.00	0.00
9	Solar	0.00	0.00	0.00	0.00	0.00	0.00	0.00	0.00	0.00	0.00
8	PDC	0.00	190439.25	1521774.35	0.00	0.00	200.50	0.00	0.00	0.00	1712414.10
9	UNCONNECTED	0.00	5760.00	33591.28	0.00	0.00	0.00	0.00	0.00	0.00	39351.28
10	NON-CONS		-1912.00	-31000.00	0.00					0.00	-32912.00
11	UNPOSTED	-849237.19	0.00	0.00	0.00	0.00	0.00	0.00	0.00	0.00	-849237.19
12	TOT(NORMAL)	0.00	7868094.99	8342966.83	0.00	144950558.96	36460366.41	0.00	154966.84	0.00	205213056.55
13	TOT(PDC+UN)	0.00	196199.25	1555365.63	0.00	0.00	200.50	0.00	0.00	0.00	1751765.38
14	TOT(TEMP+NON)	0.00	-1912.00	-31000.00	0.00	0.00	0.00	0.00	0.00	0.00	-32912.00
15	GRAND TOTAL	0.00	8062382.24	9867332.46	0.00	144950558.96	36460566.91	4032759.05	154966.84	0.00	206931909.93

S.E. (DSM)
DGVCL, Surat.

DAKSHIN GUJARAT VIJ COMPANY LIMITED

LT ASSESSMENT REPORT FROM : May-2020 TO Apr-2021

LAST MONTH END DATE : 30-04-2021 | PERIOD: May-2020 TO Apr-2021 | PROCESSED ON: 11-May-2022

COM: 1 DGVCL | CIR: 35 BHARUCH O&M | DIV: 21 BHARUCH O&M | SUB: All

SR	CATEGORY	BOARD CHARGE	B. CHG(THEFT)	MIN CHG DIS.	ELE. DUTY	TAX ON SALE	RENT	SUNDRY CHG.	D. P. C.	ASSESSMENT
1	Residential	961103884.69	9322731.75	0.00	81091181.90	17300.50	0.00	214435.11	12763284.50	1064512818.45
2	General Lighting Purpose	34087716.50	0.00	0.00	2376045.82	2745.00	0.00	18270.01	1022795.89	37507573.22
3	Manufacturing & Service Industries	714504549.94	1263647.71	0.00	86838208.76	10214.60	1162.50	80895.58	5766709.48	808465388.57
4	Water Works	111978474.18	0.00	0.00	1371985.59	4050.00	-666.00	23355.00	36086436.39	149463635.16
5	Agricultural	58333992.79	-60000.00	0.00	0.00	21152.12	0.00	138591.01	1208057.78	59641793.70
6	Street Light	0.00	0.00	0.00	0.00	0.00	0.00	0.00	0.00	0.00
7	Temporary	47667489.29	-41204.85	0.00	9011185.77	0.00	0.00	14090.00	149661.19	56801221.40
8	LED	0.00	0.00	0.00	0.00	660690.37	0.00	0.00	0.00	660690.37
9	Solar	0.00	0.00	0.00	0.00	0.00	0.00	0.00	0.00	0.00
8	PDC	3755348.21	97420.00	0.00	526107.31	459.00	0.00	4676.90	504825.86	4888837.28
9	UNCONNECTED	298618.78	0.00	0.00	0.00	0.00	0.00	0.00	5483.98	304102.76
10	NON-CONS	0.00	3347962.38	0.00	428271.46	0.00	0.00	0.00	0.00	3776233.84
11	TOT(NORMAL)	1927676107.39	10485174.61	0.00	180688607.84	716152.59	496.50	489636.71	56996945.23	2177053120.87
12	TOT(PCD+UC)	4053966.99	97420.00	0.00	526107.31	459.00	0.00	4676.90	510309.84	5192940.04
13	TOT(TEMP+NON)	0.00	3347962.38	0.00	428271.46	0.00	0.00	0.00	0.00	3776233.84
14	GRAND TOTAL	1931730074.38	13930556.99	0.00	181642986.61	716611.59	496.50	494313.61	57507255.07	2186022294.75

BREAK-UP OF BOARD CHARGES FROM May-2020 TO Apr-2021

SR	CATEGORY	CONSUMERS	UNITS BILLED	FIXED-CHRG	ENEG-CHRG	FUEL-COST	ANNUAL-CHG	PRO-BILL	DEBIT-ADJ	BOARD-CHG
1	Residential	68922	150706716	26067988.52	548546904.41	309460922.58	0.00	60762662.23	16265406.95	961103884.69
2	General Lighting Purpose	1073	4336850	1603894.24	17768032.76	8581419.43	0.00	3849276.33	2285093.74	34087716.50
3	Manufacturing & Service Industries	8667	80146677	52912352.49	446014603.30	183909400.98	0.00	19875738.91	11792454.26	714504549.94
4	Water Works	421	18209729	632257.13	61751489.91	35277716.39	0.00	11255329.54	3061681.21	111978474.18
5	Agricultural	3144	32614262	13316853.91	35600556.53	0.00	0.00	8919254.49	497327.86	58333992.79
6	Street Light	0	0	0.00	0.00	0.00	0.00	0.00	0.00	0.00
7	Temporary	274	3661301	22747759.95	16909227.46	6844255.24	0.00	754964.10	411282.54	47667489.29
8	LED	0	0	0.00	0.00	0.00	0.00	0.00	0.00	0.00
9	Solar			0.00	0.00	0.00	0.00	0.00	0.00	0.00
8	PDC	14088	275606	0.00	0.00	0.00	0.00	0.00	3755348.21	3755348.21
9	UNCONNECTED	59	0	297054.90	0.00	0.00	0.00	0.00	1563.88	298618.78
10	NON-CONS	9	281553	0.00	0.00	0.00	0.00	0.00	0.00	0.00
11	TOT(NORMAL)	82501	289675535	117281106.24	1126590814.37	544073714.62	0.00	105417225.60	34313246.56	1927676107.39
12	TOT(PDC+UN)	14147	275606	297054.90	0.00	0.00	0.00	0.00	3756912.09	4053966.99
13	TOT(TEMP+NON)	9	281553	0.00	0.00	0.00	0.00	0.00	0.00	0.00
14	GRAND TOTAL	96657	290232694	117578161.14	1126590814.37	544073714.62	0.00	105417225.60	38070158.65	1931730074.38

LT C. G. L. FROM May-2020 TO Apr-2021

LAST MONTH END DATE : 30-04-2021 | PERIOD: May-2020 TO Apr-2021 | PROCESSED ON: 11-May-2022

COM: 1 DGVCL | CIR: 35 BHARUCH O&M | DIV: 21 BHARUCH O&M | SUB: All

SR	CATEGORY	CONSUMERS	UNITS BILLED	OPEN. BAL	ASSESSMENT	COLLECTIONS	CREDIT- ADJ	TANS-FROM	TANS-TO	CL. BALANCE
1	Residential	135357	150706716	103273058.06	1064512818.45	859776723.77	261786483.06	-12804118.96	0.00	33418550.72
2	General Lighting Purpose	1870	4336850	4466479.69	37507573.22	26878085.38	12992917.84	-170387.87	0.00	1932661.82
3	Manufacturing & Service Industries	13862	80146677	42275583.01	808465388.57	698991407.41	176955788.73	-1938677.21	0.00	-27144901.77
4	Water Works	709	18209729	40356535.35	149463635.16	18453990.41	103008192.05	66917.26	0.00	68424905.31
5	Agricultural	6011	32614262	6173285.64	59641793.70	48776430.79	12952892.20	-491308.62	0.00	3594447.73
6	Street Light	0	0	0.00	0.00	0.00	0.00	0.00	0.00	0.00
7	Temporary	281	3661301	597355.22	56801221.40	62484996.32	969287.97	812309.35	0.00	-5243398.32
8	LED	11393	0	455115.74	660690.37	908267.19	0.00	0.00	0.00	207538.92
9	Solar			0.00	0.00	0.00	0.00	0.00	0.00	0.00
8	PDC	26614	275606	45131397.63	4888837.28	4319710.79	911531.12	14579808.43	0.00	59368801.43
9	UNCONNECTED	78	0	91403.04	304102.76	238025.36	48197.53	-55245.15	0.00	54037.76
10	NON-CONS	209	281553	9863387.97	3776233.84	1418234.00	690.00	0.00	0.00	12220697.81
11	UNPOSTED	0.00	0.00	0.00	0.00	0.00	0.00	0.00	0.00	0.00
12	TOT(NOR+UNPOST)	169483	289675535	197597412.71	2177053120.87	1716269901.27	568665561.85	-14525266.05	0.00	75189804.41
13	TOT(PDC+UN)	26692	275606	45222800.67	5192940.04	4557736.15	959728.65	14524563.28	0.00	59422839.19
14	TOT(TEMP+NON)	209	281553	9863387.97	3776233.84	1418234.00	690.00	0.00	0.00	12220697.81
15	GRAND TOTAL	196384	290232694	252683601.35	2186022294.75	1722245871.42	569625980.50	0.00	0.00	146833341.41

CREDIT ADJUSTMENT (LT) FOR : May-2020 TO Apr-2021

R	CATEGORY	UNPOSTED RCPT-CLEARED	CREDIT ADJ. (BC)	NON-CASH ADJ.	PAY-FROM OTHER-OFFICE	PROVISIONAL BILLING	<----- BOARD-CHG	RELIEF ELE-DUTY	-----> ANGAN/AMNST	SOLAR CREDIT	TOTAL
	Residential	736334.45	101021018.36	-1857891.10	0.00	124865529.46	31590379.58	2941472.22	0.00	2489640.09	261786483.06
	General Lighting Purpose	38907.57	2975956.68	852341.80	0.00	5840128.10	1981414.77	0.00	898498.96	405669.96	12992917.84
	Manufacturing & Service Industries	1370818.51	123457153.50	17194257.74	0.00	33310479.41	1316390.56	162742.76	0.00	143946.25	176955788.73
	Water Works	0.00	4580990.08	417322.91	0.00	15834726.42	82175152.64	0.00	0.00	0.00	103008192.05
	Agricultural	22749.11	2308922.36	-2398136.16	0.00	11254131.89	0.00	0.00	0.00	1765225.00	12952892.20
	Street Light	0.00	0.00	0.00	0.00	0.00	0.00	0.00	0.00	0.00	0.00
	Temporary	379100.47	112352.00	-191688.00	0.00	669523.50	0.00	0.00	0.00	0.00	969287.97
	LED	0.00	0.00	0.00	0.00	0.00	0.00	0.00	0.00	0.00	0.00
	Solar	0.00	0.00	0.00	0.00	0.00	0.00	0.00	0.00	0.00	0.00
	PDC	0.00	194425.88	698007.86	0.00	0.00	632.50	73.88	18391.00	0.00	911531.12
	UNCONNECTED	0.00	0.00	48197.53	0.00	0.00	0.00	0.00	0.00	0.00	48197.53
	NON-CONS		0.00	690.00	0.00					0.00	690.00
	UNPOSTED	-2547910.11	0.00	0.00	0.00	0.00	0.00	0.00	0.00	0.00	-2547910.11
	TOT(NORMAL)	0.00	234456392.98	14016207.19	0.00	191774518.78	117063337.55	0.00	898498.96	0.00	566117651.74
	TOT(PDC+UN)	0.00	194425.88	746205.39	0.00	0.00	632.50	73.88	18391.00	0.00	959728.65
	TOT(TEMP+NON)	0.00	0.00	690.00	0.00	0.00	0.00	0.00	0.00	0.00	690.00
	GRAND TOTAL	0.00	234650818.86	14763102.58	0.00	191774518.78	117063970.05	3104214.98	916889.96	0.00	567078070.39

S.E. (DSM)
DGVCL, Surat

DAKSHIN GUJARAT VIJ COMPANY LIMITED

LT ASSESSMENT REPORT FROM : May-2020 TO Apr-2021

LAST MONTH END DATE : 30-04-2021 | PERIOD: May-2020 TO Apr-2021 | PROCESSED ON: 11-May-2022

COM: 1 DGVCL | CIR: 35 BHARUCH O&M | DIV: 22 ANKLESHWAR O&M | SUB: All

SR	CATEGORY	BOARD CHARGE	B. CHG(THEFT)	MIN CHG DIS.	ELE. DUTY	TAX ON SALE	RENT	SUNDRY CHG.	D. P. C.	ASSESSMENT
1	Residential	598883998.85	5339903.17	0.00	47241480.79	3077.00	0.00	101859.51	6332378.05	657902697.37
2	General Lighting Purpose	19514659.77	0.00	0.00	949491.51	0.00	0.00	1416.00	562768.96	21028336.24
3	Manufacturing & Service Industries	346851336.53	1324799.76	0.00	46315030.19	3834.00	29.29	116234.25	2558002.15	397169266.17
4	Water Works	99676327.21	0.00	0.00	887578.29	0.00	0.00	9810.00	258346.91	100832062.41
5	Agricultural	74954708.47	67879.20	0.00	0.00	4050.00	2128.88	60520.00	2855659.93	77944946.48
6	Street Light	0.00	0.00	0.00	0.00	0.00	0.00	0.00	0.00	0.00
7	Temporary	8024088.64	0.00	0.00	1555277.47	0.00	0.00	177.00	22002.91	9601546.02
8	LED	0.00	0.00	0.00	0.00	67715.34	0.00	0.00	0.00	67715.34
9	Solar	0.00	0.00	0.00	0.00	0.00	0.00	0.00	0.00	0.00
8	PDC	4596102.89	4249.54	0.00	103543.80	1260.00	-2.48	17791.00	686609.10	5409553.85
9	UNCONNECTED	422734.92	0.00	0.00	0.00	0.00	0.00	0.00	59522.99	482257.91
10	NON-CONS	0.00	2535603.93	0.00	332095.26	0.00	0.00	0.00	6346.30	2874045.49
11	TOT(NORMAL)	1147905119.47	6732582.13	0.00	96948858.25	78676.34	2158.17	290016.76	12589158.91	1264546570.03
12	TOT(PCD+UC)	5018837.81	4249.54	0.00	103543.80	1260.00	-2.48	17791.00	746132.09	5891811.76
13	TOT(TEMP+NON)	0.00	2535603.93	0.00	332095.26	0.00	0.00	0.00	6346.30	2874045.49
14	GRAND TOTAL	1152923957.28	9272435.60	0.00	97384497.31	79936.34	2155.69	307807.76	13341637.30	1273312427.28

BREAK-UP OF BOARD CHARGES FROM May-2020 TO Apr-2021

SR	CATEGORY	CONSUMERS	UNITS BILLED	FIXED-CHRG	ENEG-CHRG	FUEL-COST	ANNUAL-CHG	PRO-BILL	DEBIT-ADJ	BOARD-CHG
1	Residential	39076	83890693	14138753.80	346887126.65	191308956.76	0.00	36518803.70	10030357.94	598883998.85
2	General Lighting Purpose	572	2439178	1031757.49	11028091.86	5356120.29	0.00	1986634.19	112055.94	19514659.77
3	Manufacturing & Service Industries	4507	35976927	28739912.36	215930661.22	89560527.40	0.00	9798663.61	2821571.94	346851336.53
4	Water Works	740	14744953	357686.07	56253341.43	32496629.37	0.00	7164059.68	3404610.66	99676327.21
5	Agricultural	7748	44851669	19294634.23	44331654.30	0.00	0.00	10003315.05	1325104.89	74954708.47
6	Street Light	0	0	0.00	0.00	0.00	0.00	0.00	0.00	0.00
7	Temporary	119	756243	2997026.70	3384465.31	1372535.33	0.00	18920.35	251140.95	8024088.64
8	LED	0	0	0.00	0.00	0.00	0.00	0.00	0.00	0.00
9	Solar			0.00	0.00	0.00	0.00	0.00	0.00	0.00
8	PDC	15598	44330	0.00	0.00	0.00	0.00	0.00	4596102.89	4596102.89
9	UNCONNECTED	113	0	413744.60	0.00	0.00	0.00	0.00	8990.32	422734.92
10	NON-CONS	0	260565	0.00	0.00	0.00	0.00	0.00	0.00	0.00
11	TOT(NORMAL)	52762	182659663	66559770.65	677815340.77	320094769.15	0.00	65490396.58	17944842.32	1147905119.47
12	TOT(PDC+UN)	15711	44330	413744.60	0.00	0.00	0.00	0.00	4605093.21	5018837.81
13	TOT(TEMP+NON)	0	260565	0.00	0.00	0.00	0.00	0.00	0.00	0.00
14	GRAND TOTAL	68473	182964558	66973515.25	677815340.77	320094769.15	0.00	65490396.58	22549935.53	1152923957.28

LT C. G. L. FROM May-2020 TO Apr-2021

LAST MONTH END DATE : 30-04-2021 | PERIOD: May-2020 TO Apr-2021 | PROCESSED ON: 11-May-2022

COM: 1 DGVCL | CIR: 35 BHARUCH O&M | DIV: 22 ANKLESHWAR O&M | SUB: All

SR	CATEGORY	CONSUMERS	UNITS BILLED	OPEN. BAL	ASSESSMENT	COLLECTIONS	CREDIT- ADJ	TANS-FROM	TANS-TO	CL. BALANCE
1	Residential	77979	83890693	51498334.30	657902697.37	473142510.74	209123926.87	-9552574.45	0.00	17582019.61
2	General Lighting Purpose	1224	2439178	2869330.95	21028336.24	12654026.37	9970113.02	-95696.22	0.00	1177831.58
3	Manufacturing & Service Industries	8532	35976927	21789806.31	397169266.17	334439332.30	93214107.07	-1120742.48	0.00	-9815109.37
4	Water Works	1648	14744953	5521711.01	100832062.41	12971803.64	90682204.08	-152551.23	0.00	2547214.47
5	Agricultural	12565	44851669	16943944.52	77944946.48	66307748.44	14375698.23	-1104841.79	0.00	13100602.54
6	Street Light	0	0	0.00	0.00	0.00	0.00	0.00	0.00	0.00
7	Temporary	120	756243	231822.43	9601546.02	10583207.89	176672.20	-117969.02	0.00	-1044480.66
8	LED	8785	0	103819.77	67715.34	137413.19	0.00	0.00	0.00	34121.92
9	Solar			0.00	0.00	0.00	0.00	0.00	0.00	0.00
8	PDC	31050	44330	119642249.75	5409553.85	4858601.18	4171601.52	12303094.17	0.00	128324695.07
9	UNCONNECTED	273	0	418389.11	482257.91	450525.80	50465.22	-158858.98	0.00	240797.02
10	NON-CONS	1715	260565	21822380.36	2874045.49	2811168.00	0.00	0.00	0.00	21885257.85
11	UNPOSTED	0.00	0.00	0.00	0.00	0.00	0.00	0.00	0.00	0.00
12	TOT(NOR+UNPOST)	110853	182659663	98958769.29	1264546570.03	910236042.57	417542721.47	-12144375.19	0.00	23582200.09
13	TOT(PDC+UN)	31323	44330	120060638.86	5891811.76	5309126.98	4222066.74	12144235.19	0.00	128565492.09
14	TOT(TEMP+NON)	1715	260565	21822380.36	2874045.49	2811168.00	0.00	0.00	0.00	21885257.85
15	GRAND TOTAL	143891	182964558	240841788.51	1273312427.28	918356337.55	421764788.21	0.00	0.00	174032950.03

CREDIT ADJUSTMENT (LT) FOR : May-2020 TO Apr-2021

R	CATEGORY	UNPOSTED RCPT-CLEARED	CREDIT ADJ. (BC)	NON-CASH ADJ.	PAY-FROM OTHER-OFFICE	PROVISIONAL BILLING	<----- BOARD-CHG	RELIEF ELE-DUTY	-----> ANGAN/MONST	SOLAR CREDIT	TOTAL
	Residential	364091.47	124641635.10	-853539.38	0.00	63477449.15	18774113.96	1835484.37	0.00	884692.20	209123926.87
	General Lighting Purpose	210.00	2388845.34	1703320.27	0.00	2779547.11	2440442.94	11895.94	553794.63	92056.79	9970113.02
	Manufacturing & Service Industries	203296.81	76535408.96	-17084.24	0.00	15268809.04	796524.38	353005.28	0.00	74146.84	93214107.07
	Water Works	4210.00	14778630.37	390838.51	0.00	10810264.72	64698260.48	0.00	0.00	0.00	90682204.08
	Agricultural	4212.20	4814404.30	-4339822.41	0.00	13456341.64	0.00	0.00	0.00	440562.50	14375698.23
	Street Light	0.00	0.00	0.00	0.00	0.00	0.00	0.00	0.00	0.00	0.00
	Temporary	9220.00	61108.85	87423.00	0.00	18920.35	0.00	0.00	0.00	0.00	176672.20
	LED	0.00	0.00	0.00	0.00	0.00	0.00	0.00	0.00	0.00	0.00
	Solar	0.00	0.00	0.00	0.00	0.00	0.00	0.00	0.00	0.00	0.00
	PDC	69.00	3394069.23	760750.96	0.00	0.00	-649.99	0.00	17362.32	0.00	4171601.52
	UNCONNECTED	0.00	0.00	50465.22	0.00	0.00	0.00	0.00	0.00	0.00	50465.22
)	NON-CONS		0.00	0.00	0.00					0.00	0.00
(	UNPOSTED	-585309.48	0.00	0.00	0.00	0.00	0.00	0.00	0.00	0.00	-585309.48
:	TOT(NORMAL)	0.00	223220032.92	-3028864.25	0.00	105811332.01	86709341.76	0.00	553794.63	0.00	416957480.99
(	TOT(PDC+UN)	0.00	3394069.23	811216.18	0.00	0.00	-649.99	0.00	17362.32	0.00	4221997.74
(	TOT(TEMP+NON)	0.00	0.00	0.00	0.00	0.00	0.00	0.00	0.00	0.00	0.00
.	GRAND TOTAL	0.00	226614102.15	-2217648.07	0.00	105811332.01	86708691.77	2200385.59	571156.95	0.00	421179478.73

S.E. (DSM)
DGVCL, Surat

DAKSHIN GUJARAT VIJ COMPANY LIMITED

LT ASSESSMENT REPORT FROM : May-2020 TO Apr-2021

LAST MONTH END DATE : 30-04-2021 | PERIOD: May-2020 TO Apr-2021 | PROCESSED ON: 11-May-2022

COM: 1 DGVCL | CIR: 35 BHARUCH O&M | DIV: 23 ANKLESHWAR IND. O&M | SUB: All

SR	CATEGORY	BOARD CHARGE	B. CHG(THEFT)	MIN CHG DIS.	ELE. DUTY	TAX ON SALE	RENT	SUNDRY CHG.	D. P. C.	ASSESSMENT
1	Residential	600575248.05	1731455.73	0.00	71961755.65	8655.30	0.00	53983.50	4242493.91	678573592.14
2	General Lighting Purpose	33769175.50	0.00	0.00	695973.23	1611.00	0.00	37780.00	64429.16	34568968.89
3	Manufacturing & Service Industries	1190130453.69	27863.88	0.00	137260109.14	8019.00	450.00	81882.00	2623429.50	1330132207.21
4	Water Works	29341718.77	0.00	0.00	944097.35	513.00	0.00	3440.00	108677.38	30398446.50
5	Agricultural	595665.24	0.00	0.00	0.00	9.00	0.00	0.00	27507.71	623181.95
6	Street Light	0.00	0.00	0.00	0.00	0.00	0.00	0.00	0.00	0.00
7	Temporary	13916287.88	0.00	0.00	2593774.46	18.00	0.00	50.00	41991.16	16552121.50
8	LED	0.00	0.00	0.00	0.00	42664.68	0.00	0.00	0.00	42664.68
9	Solar	0.00	0.00	0.00	0.00	0.00	0.00	0.00	0.00	0.00
8	PDC	4814870.89	0.00	0.00	603350.90	1728.00	0.00	8580.00	3785141.58	9213671.37
9	UNCONNECTED	111724.28	13800.71	0.00	2493.67	0.00	0.00	0.00	1672.82	129691.48
10	NON-CONS	0.00	1359118.26	0.00	261122.83	0.00	0.00	0.00	0.00	1620241.09
11	TOT(NORMAL)	1868328549.13	1759319.61	0.00	213455709.83	61489.98	450.00	177135.50	7108528.82	2090891182.87
12	TOT(PCD+UC)	4926595.17	13800.71	0.00	605844.57	1728.00	0.00	8580.00	3786814.40	9343362.85
13	TOT(TEMP+NON)	0.00	1359118.26	0.00	261122.83	0.00	0.00	0.00	0.00	1620241.09
14	GRAND TOTAL	1873255144.30	3132238.58	0.00	214322677.23	63217.98	450.00	185715.50	10895343.22	2101854786.81

BREAK-UP OF BOARD CHARGES FROM May-2020 TO Apr-2021

SR	CATEGORY	CONSUMERS	UNITS BILLED	FIXED-CHRG	ENEG-CHRG	FUEL-COST	ANNUAL-CHG	PRO-BILL	DEBIT-ADJ	BOARD-CHG
1	Residential	32948	93313341	14229758.61	362336980.69	186391317.58	0.00	36234477.17	1382714.00	600575248.05
2	General Lighting Purpose	301	4655280	289989.20	21803014.14	10475129.62	0.00	1127937.51	73105.03	33769175.50
3	Manufacturing & Service Industries	9803	154969204	128480252.83	732472802.11	299809122.98	0.00	23252830.21	6115445.56	1190130453.69
4	Water Works	88	4900250	289559.42	16941787.51	9254020.27	0.00	2238495.76	617855.81	29341718.77
5	Agricultural	105	358727	149148.32	358543.32	0.00	0.00	87563.60	410.00	595665.24
6	Street Light	0	0	0.00	0.00	0.00	0.00	0.00	0.00	0.00
7	Temporary	256	915872	7904927.46	4260711.30	1720829.88	0.00	7483.68	22335.56	13916287.88
8	LED	8	0	0.00	0.00	0.00	0.00	0.00	0.00	0.00
9	Solar			0.00	0.00	0.00	0.00	0.00	0.00	0.00
8	PDC	6940	389836	0.00	0.00	0.00	0.00	0.00	4814870.89	4814870.89
9	UNCONNECTED	24	0	111724.28	0.00	0.00	0.00	0.00	0.00	111724.28
10	NON-CONS	7	106264	0.00	0.00	0.00	0.00	0.00	0.00	0.00
11	TOT(NORMAL)	43509	259112674	151343635.84	1138173839.07	507650420.33	0.00	62948787.93	8211865.96	1868328549.13
12	TOT(PDC+UN)	6964	389836	111724.28	0.00	0.00	0.00	0.00	4814870.89	4926595.17
13	TOT(TEMP+NON)	7	106264	0.00	0.00	0.00	0.00	0.00	0.00	0.00
14	GRAND TOTAL	50480	259608774	151455360.12	1138173839.07	507650420.33	0.00	62948787.93	13026736.85	1873255144.30

LT C. G. L. FROM May-2020 TO Apr-2021

LAST MONTH END DATE : 30-04-2021 | PERIOD: May-2020 TO Apr-2021 | PROCESSED ON: 11-May-2022

COM: 1 DGVCL | CIR: 35 BHARUCH O&M | DIV: 23 ANKLESHWAR IND. O&M | SUB: All

SR	CATEGORY	CONSUMERS	UNITS BILLED	OPEN. BAL	ASSESSMENT	COLLECTIONS	CREDIT- ADJ	TANS-FROM	TANS-TO	CL. BALANCE
1	Residential	60768	93313341	33984713.91	678573592.14	582496629.54	126636401.06	-3135934.43	0.00	289341.02
2	General Lighting Purpose	355	4655280	779441.49	34568968.89	31239543.87	6469769.05	-490.14	0.00	-2361392.68
3	Manufacturing & Service Industries	18290	154969204	32496124.90	1330132207.21	1348922717.65	83728400.54	24985.84	0.00	-69997800.24
4	Water Works	159	4900250	193122.57	30398446.50	19714798.14	12137961.62	-6256.64	0.00	-1267447.33
5	Agricultural	127	358727	189205.09	623181.95	562638.24	147486.35	-15535.98	0.00	86726.47
6	Street Light	0	0	0.00	0.00	0.00	0.00	0.00	0.00	0.00
7	Temporary	257	915872	624435.41	16552121.50	17310632.27	377838.73	-179355.18	0.00	-691269.27
8	LED	4957	0	25844.02	42664.68	56921.27	0.00	0.00	0.00	11587.43
9	Solar			0.00	0.00	0.00	0.00	0.00	0.00	0.00
8	PDC	9777	389836	69922789.17	9213671.37	12679075.13	3073352.01	3349359.71	0.00	66733393.11
9	UNCONNECTED	30	0	19094.75	129691.48	91472.00	10463.27	-36773.18	0.00	10077.78
10	NON-CONS	60	106264	2406930.54	1620241.09	71373.00	0.00	0.00	0.00	3955798.63
11	UNPOSTED	0.00	0.00	-20965.00	0.00	0.00	0.00	0.00	0.00	-20965.00
12	TOT(NOR+UNPOST)	84913	259112674	68271922.39	2090891182.87	2000303880.98	229497857.35	-3312586.53	0.00	-73951219.60
13	TOT(PDC+UN)	9807	389836	69941883.92	9343362.85	12770547.13	3083815.28	3312586.53	0.00	66743470.89
14	TOT(TEMP+NON)	60	106264	2406930.54	1620241.09	71373.00	0.00	0.00	0.00	3955798.63
15	GRAND TOTAL	94780	259608774	140620736.85	2101854786.81	2013145801.11	232581672.63	0.00	0.00	-3251950.08

CREDIT ADJUSTMENT (LT) FOR : May-2020 TO Apr-2021

SR	CATEGORY	UNPOSTED RCPT-CLEARED	CREDIT ADJ. (BC)	NON-CASH ADJ.	PAY-FROM OTHER-OFFICE	PROVISIONAL BILLING	<----- BOARD-CHG	RELIEF ELE-DUTY	-----> ANGAN/AMNST	SOLAR CREDIT	TOTAL
	Residential	1156577.88	33077654.40	1616989.75	0.00	69898391.43	15548362.38	2051569.48	0.00	3286855.74	126636401.06
	General Lighting Purpose	0.00	5365067.43	-827407.90	0.00	1673481.93	241628.27	0.00	7752.74	9246.58	6469769.05
	Manufacturing & Service Industries	5698782.68	31823751.40	7102261.51	0.00	35245314.43	3465726.57	357326.60	0.00	35237.35	83728400.54
	Water Works	15376.00	0.00	-97714.40	0.00	2820992.90	9399307.12	0.00	0.00	0.00	12137961.62
	Agricultural	0.00	0.00	17496.35	0.00	129990.00	0.00	0.00	0.00	0.00	147486.35
	Street Light	0.00	0.00	0.00	0.00	0.00	0.00	0.00	0.00	0.00	0.00
	Temporary	152587.55	37317.03	180450.47	0.00	7483.68	0.00	0.00	0.00	0.00	377838.73
	LED	0.00	0.00	0.00	0.00	0.00	0.00	0.00	0.00	0.00	0.00
	Solar	0.00	0.00	0.00	0.00	0.00	0.00	0.00	0.00	0.00	0.00
	PDC	12154.00	492316.90	2493440.15	0.00	0.00	6773.76	110.82	68556.38	0.00	3073352.01
	UNCONNECTED	0.00	0.00	10463.27	0.00	0.00	0.00	0.00	0.00	0.00	10463.27
0	NON-CONS		0.00	0.00	0.00					0.00	0.00
1	UNPOSTED	-7035478.11	0.00	0.00	0.00	0.00	0.00	0.00	0.00	0.00	-7035478.11
2	TOT(NORMAL)	0.00	70303790.26	7992075.78	0.00	109775654.37	28655024.34	0.00	7752.74	0.00	222474533.24
3	TOT(PDC+UN)	0.00	492316.90	2503903.42	0.00	0.00	6773.76	110.82	68556.38	0.00	3071661.28
4	TOT(TEMP+NON)	0.00	0.00	0.00	0.00	0.00	0.00	0.00	0.00	0.00	0.00
5	GRAND TOTAL	0.00	70796107.16	10495979.20	0.00	109775654.37	28661798.10	2408896.08	76309.12	0.00	225546194.52

S.E. (DSM)
DGVCL, Surat.

DAKSHIN GUJARAT VIJ COMPANY LIMITED

LT ASSESSMENT REPORT FROM : May-2020 TO Apr-2021

LAST MONTH END DATE : 30-04-2021 | PERIOD: May-2020 TO Apr-2021 | PROCESSED ON: 11-May-2022

COM: 1 DGVCL | CIR: 35 BHARUCH O&M | DIV: 25 RAJPIPALA O&M | SUB: All

SR	CATEGORY	BOARD CHARGE	B. CHG(THEFT)	MIN CHG DIS.	ELE. DUTY	TAX ON SALE	RENT	SUNDRY CHG.	D. P. C.	ASSESSMENT
1	Residential	631170266.11	1027163.64	0.00	35255664.42	16686.00	0.00	152216.00	16322646.60	683944642.77
2	General Lighting Purpose	33608281.54	0.00	0.00	965007.77	0.00	618.16	466.00	761546.19	35335919.66
3	Manufacturing & Service Industries	318492868.34	6412.55	0.00	30288189.03	1377.00	4996.73	66624.00	3959662.10	352820129.75
4	Water Works	131821224.85	47996.66	0.00	1180230.51	1458.00	3331.00	10715.61	50244041.61	183308998.24
5	Agricultural	166985146.31	6765.87	0.00	0.00	16065.08	31880.23	140443.23	5353594.30	172533895.02
6	Street Light	0.00	0.00	0.00	0.00	0.00	0.00	0.00	0.00	0.00
7	Temporary	11838369.95	0.00	0.00	2110783.88	0.00	0.00	0.00	109202.17	14058356.00
8	LED	0.00	0.00	0.00	0.00	309216.83	0.00	0.00	0.00	309216.83
9	Solar	0.00	0.00	0.00	0.00	0.00	0.00	0.00	0.00	0.00
8	PDC	3786023.99	38251.40	0.00	318732.62	0.00	-1346.21	41353.43	754524.11	4937539.34
9	UNCONNECTED	1453805.56	0.00	0.00	0.00	0.00	0.00	0.00	146428.60	1600234.16
10	NON-CONS	0.00	4739125.79	0.00	229542.43	0.00	0.00	0.00	0.00	4968668.22
11	TOT(NORMAL)	1293916157.10	1088338.72	0.00	69799875.61	344802.91	40826.12	370464.84	76750692.97	1442311158.27
12	TOT(PCD+UC)	5239829.55	38251.40	0.00	318732.62	0.00	-1346.21	41353.43	900952.71	6537773.50
13	TOT(TEMP+NON)	0.00	4739125.79	0.00	229542.43	0.00	0.00	0.00	0.00	4968668.22
14	GRAND TOTAL	1299155986.65	5865715.91	0.00	70348150.66	344802.91	39479.91	411818.27	77651645.68	1453817599.99

BREAK-UP OF BOARD CHARGES FROM May-2020 TO Apr-2021

SR	CATEGORY	CONSUMERS	UNITS BILLED	FIXED-CHRG	ENEG-CHRG	FUEL-COST	ANNUAL-CHG	PRO-BILL	DEBIT-ADJ	BOARD-CHG
1	Residential	54510	72851044	17213276.35	367821736.86	196463424.33	0.00	47519909.95	2151918.62	631170266.11
2	General Lighting Purpose	1220	2660160	2068606.09	18020904.13	8766277.57	0.00	3761270.89	991222.86	33608281.54
3	Manufacturing & Service Industries	3068	26168057	23650088.18	193963861.79	81271783.39	0.00	14924106.67	4683028.31	318492868.34
4	Water Works	2528	19050347	715644.76	73611555.25	41252521.56	0.00	12605881.87	3635621.41	131821224.85
5	Agricultural	11562	111956667	46535735.84	104096353.80	0.00	0.00	13816664.11	2536392.56	166985146.31
6	Street Light	0	0	0.00	0.00	0.00	0.00	0.00	0.00	0.00
7	Temporary	118	1069546	4429033.24	4939313.70	2008481.26	0.00	0.00	461541.75	11838369.95
8	LED	0	0	0.00	0.00	0.00	0.00	0.00	0.00	0.00
9	Solar			0.00	0.00	0.00	0.00	0.00	0.00	0.00
8	PDC	28985	132593	0.00	0.00	0.00	0.00	0.00	3786023.99	3786023.99
9	UNCONNECTED	253	0	1425148.90	0.00	0.00	0.00	0.00	28656.66	1453805.56
10	NON-CONS	60	674459	0.00	0.00	0.00	0.00	0.00	0.00	0.00
11	TOT(NORMAL)	73006	233755821	94612384.46	762453725.53	329762488.11	0.00	92627833.49	14459725.51	1293916157.10
12	TOT(PDC+UN)	29238	132593	1425148.90	0.00	0.00	0.00	0.00	3814680.65	5239829.55
13	TOT(TEMP+NON)	60	674459	0.00	0.00	0.00	0.00	0.00	0.00	0.00
14	GRAND TOTAL	102304	234562873	96037533.36	762453725.53	329762488.11	0.00	92627833.49	18274406.16	1299155986.65

LT C. G. L. FROM May-2020 TO Apr-2021

LAST MONTH END DATE : 30-04-2021 | PERIOD: May-2020 TO Apr-2021 | PROCESSED ON: 11-May-2022

COM: 1 DGVCL | CIR: 35 BHARUCH O&M | DIV: 25 RAJPIPALA O&M | SUB: All

SR	CATEGORY	CONSUMERS	UNITS BILLED	OPEN. BAL	ASSESSMENT	COLLECTIONS	CREDIT- ADJ	TANS-FROM	TANS-TO	CL. BALANCE
1	Residential	109775	72851044	106387916.67	683944642.77	406735913.76	291115109.89	-22816209.88	0.00	69665325.91
2	General Lighting Purpose	2334	2660160	3253739.97	35335919.66	13350181.96	21170257.23	-572240.23	0.00	3496980.21
3	Manufacturing & Service Industries	7305	26168057	35037842.45	352820129.75	235001109.17	134583495.18	-2766652.09	0.00	15506715.76
4	Water Works	4126	19050347	133421632.27	183308998.24	16017504.70	117552944.51	-69001.73	0.00	183091179.57
5	Agricultural	19004	111956667	40824375.09	172533895.02	128313214.09	50338984.73	-1911769.27	0.00	32794302.02
6	Street Light	0	0	0.00	0.00	0.00	0.00	0.00	0.00	0.00
7	Temporary	120	1069546	1024372.94	14058356.00	14335110.23	2601970.85	-550392.38	0.00	-2404744.52
8	LED	8565	0	518342.06	309216.83	536023.83	0.00	-0.00	0.00	291535.06
9	Solar			0.00	0.00	0.00	0.00	0.00	0.00	0.00
8	PDC	55297	132593	116523215.67	4937539.34	3779175.57	2910452.22	29401183.64	0.00	144172310.86
9	UNCONNECTED	493	0	1713562.44	1600234.16	870243.00	184853.49	-714918.06	0.00	1543782.05
10	NON-CONS	399	674459	6220642.29	4968668.22	2448010.56	265028.42	0.00	0.00	8476271.53
11	UNPOSTED	0.00	0.00	0.00	0.00	0.00	0.00	0.00	0.00	0.00
12	TOT(NOR+UNPOST)	151229	233755821	320468221.45	1442311158.27	814289057.74	617362762.39	-28686265.58	0.00	302441294.01
13	TOT(PDC+UN)	55790	132593	118236778.11	6537773.50	4649418.57	3095305.71	28686265.58	0.00	145716092.91
14	TOT(TEMP+NON)	399	674459	6220642.29	4968668.22	2448010.56	265028.42	0.00	0.00	8476271.53
15	GRAND TOTAL	207418	234562873	444925641.85	1453817599.99	821386486.87	620723096.52	0.00	0.00	456633658.45

CREDIT ADJUSTMENT (LT) FOR : May-2020 TO Apr-2021

SR	CATEGORY	UNPOSTED RCPT-CLEARED	CREDIT ADJ. (BC)	NON-CASH ADJ.	PAY-FROM OTHER-OFFICE	PROVISIONAL BILLING	<----- BOARD-CHG	RELIEF ELE-DUTY	-----> ANGAN/AMNST	SOLAR CREDIT	TOTAL
1	Residential	44333.40	207933604.19	-2679236.44	5110.00	65251396.64	18680631.63	1323618.81	0.00	555651.66	291115109.89
2	General Lighting Purpose	0.00	11399961.56	306802.80	0.00	5025236.73	2912930.37	0.00	1167163.02	358162.75	21170257.23
3	Manufacturing & Service Industries	75882.36	113065468.94	417787.41	0.00	19312334.43	878529.96	87652.80	0.00	745839.28	134583495.18
4	Water Works	0.00	17777212.62	315274.89	0.00	19062734.16	80393827.34	0.00	0.00	3895.50	117552944.51
5	Agricultural	30638.86	25607693.37	-6063031.62	0.00	23026863.89	-19260.27	0.00	0.00	7756080.50	50338984.73
6	Street Light	0.00	0.00	0.00	0.00	0.00	0.00	0.00	0.00	0.00	0.00
7	Temporary	0.00	1538657.85	1063313.00	0.00	0.00	0.00	0.00	0.00	0.00	2601970.85
8	LED	0.00	0.00	0.00	0.00	0.00	0.00	0.00	0.00	0.00	0.00
9	Solar	0.00	0.00	0.00	0.00	0.00	0.00	0.00	0.00	0.00	0.00
8	PDC	0.00	557243.78	2233839.20	0.00	0.00	688.74	221.94	118458.56	0.00	2910452.22
9	UNCONNECTED	0.00	16370.00	168483.49	0.00	0.00	0.00	0.00	0.00	0.00	184853.49
10	NON-CONS		265028.42	0.00	0.00					0.00	265028.42
11	UNPOSTED	-150854.62	0.00	0.00	0.00	0.00	0.00	0.00	0.00	0.00	-150854.62
12	TOT(NORMAL)	0.00	377322598.53	-6639089.96	5110.00	131678565.85	102846659.03	0.00	1167163.02	0.00	617211907.77
13	TOT(PDC+UN)	0.00	573613.78	2402322.69	0.00	0.00	688.74	221.94	118458.56	0.00	3095305.71
14	TOT(TEMP+NON)	0.00	265028.42	0.00	0.00	0.00	0.00	0.00	0.00	0.00	265028.42
15	GRAND TOTAL	0.00	378161240.73	-4236767.27	5110.00	131678565.85	102847347.77	1411271.61	1285621.58	0.00	620572241.90

S.E. (DSM)
DGVCL, Surat.

DAKSHIN GUJARAT VIJ COMPANY LIMITED

LT ASSESSMENT REPORT FROM : May-2020 TO Apr-2021

LAST MONTH END DATE : 30-04-2021 | PERIOD: May-2020 TO Apr-2021 | PROCESSED ON: 11-May-2022

COM: 1 DGVCL | CIR: 35 BHARUCH O&M | DIV: 26 BHARUCH CITY | SUB: All

SR	CATEGORY	BOARD CHARGE	B. CHG(THEFT)	MIN CHG DIS.	ELE. DUTY	TAX ON SALE	RENT	SUNDRY CHG.	D. P. C.	ASSESSMENT
1	Residential	893711900.40	1925592.70	0.00	121709252.37	6887.92	0.00	35951.00	6470185.66	1023859770.05
2	General Lighting Purpose	29771832.41	0.00	0.00	2089382.91	597.00	0.00	2958.00	473251.69	32338022.01
3	Manufacturing & Service Industries	389728974.11	1557556.76	0.00	60253583.84	4902.92	0.00	27883.00	2449168.30	454022068.93
4	Water Works	51550521.29	0.00	0.00	5218987.52	868.64	0.00	4825.00	333798.90	57109001.35
5	Agricultural	25782.36	0.00	0.00	0.00	0.00	0.00	0.00	3989.53	29771.89
6	Street Light	0.00	0.00	0.00	0.00	0.00	0.00	0.00	0.00	0.00
7	Temporary	11149864.03	0.00	0.00	2172472.15	0.00	0.00	0.00	31932.81	13354268.99
8	LED	0.00	0.00	0.00	0.00	688294.35	0.00	0.00	0.00	688294.35
9	Solar	0.00	0.00	0.00	0.00	0.00	0.00	0.00	0.00	0.00
8	PDC	1188578.54	0.00	0.00	92491.13	171.00	30.48	1048799.97	300771.72	2630842.84
9	UNCONNECTED	414282.43	0.00	0.00	0.00	0.00	0.00	0.00	1323.54	415605.97
10	NON-CONS	0.00	109887.45	0.00	16908.60	0.00	0.00	9.02	20360.55	147165.62
11	TOT(NORMAL)	1375938874.60	3483149.46	0.00	191443678.79	701550.83	0.00	71617.00	9762326.89	1581401197.57
12	TOT(PCD+UC)	1602860.97	0.00	0.00	92491.13	171.00	30.48	1048799.97	302095.26	3046448.81
13	TOT(TEMP+NON)	0.00	109887.45	0.00	16908.60	0.00	0.00	9.02	20360.55	147165.62
14	GRAND TOTAL	1377541735.57	3593036.91	0.00	191553078.52	701721.83	30.48	1120425.99	10084782.70	1584594812.00

BREAK-UP OF BOARD CHARGES FROM May-2020 TO Apr-2021

SR	CATEGORY	CONSUMERS	UNITS BILLED	FIXED-CHRG	ENEG-CHRG	FUEL-COST	ANNUAL-CHG	PRO-BILL	DEBIT-ADJ	BOARD-CHG
1	Residential	44473	142428351	22206976.35	531956768.24	276593349.78	0.00	61328182.23	1626623.80	893711900.40
2	General Lighting Purpose	565	4640477	705109.05	18048056.81	8738562.98	0.00	1940222.12	339881.45	29771832.41
3	Manufacturing & Service Industries	9308	49045220	54205485.17	222268301.72	93196368.46	0.00	18450881.43	1607937.33	389728974.11
4	Water Works	340	6874255	1442558.05	30689657.80	14609581.07	0.00	4271147.00	537577.37	51550521.29
5	Agricultural	12	18429	8400.00	13698.36	0.00	0.00	3000.00	684.00	25782.36
6	Street Light	0	0	0.00	0.00	0.00	0.00	0.00	0.00	0.00
7	Temporary	151	865186	5424426.85	4034014.60	1631631.73	0.00	14204.40	45586.45	11149864.03
8	LED	13	0	0.00	0.00	0.00	0.00	0.00	0.00	0.00
9	Solar			0.00	0.00	0.00	0.00	0.00	0.00	0.00
8	PDC	7061	79857	0.00	0.00	0.00	0.00	0.00	1188578.54	1188578.54
9	UNCONNECTED	1	0	414282.43	0.00	0.00	0.00	0.00	0.00	414282.43
10	NON-CONS	1	10435	0.00	0.00	0.00	0.00	0.00	0.00	0.00
11	TOT(NORMAL)	54862	203871918	83992955.47	807010497.53	394769494.02	0.00	86007637.18	4158290.40	1375938874.60
12	TOT(PDC+UN)	7062	79857	414282.43	0.00	0.00	0.00	0.00	1188578.54	1602860.97
13	TOT(TEMP+NON)	1	10435	0.00	0.00	0.00	0.00	0.00	0.00	0.00
14	GRAND TOTAL	61925	203962210	84407237.90	807010497.53	394769494.02	0.00	86007637.18	5346868.94	1377541735.57

LT C. G. L. FROM May-2020 TO Apr-2021

LAST MONTH END DATE : 30-04-2021 | PERIOD: May-2020 TO Apr-2021 | PROCESSED ON: 11-May-2022

COM: 1 DGVCL | CIR: 35 BHARUCH O&M | DIV: 26 BHARUCH CITY | SUB: All

SR	CATEGORY	CONSUMERS	UNITS BILLED	OPEN. BAL	ASSESSMENT	COLLECTIONS	CREDIT- ADJ	TANS-FROM	TANS-TO	CL. BALANCE
1	Residential	87944	142428351	56674321.27	1023859770.05	910196704.56	173086925.77	-3654858.36	0.00	-6404397.37
2	General Lighting Purpose	840	4640477	1624481.36	32338022.01	31599797.22	3936656.60	-24612.94	0.00	-1598563.39
3	Manufacturing & Service Industries	17793	49045220	24244691.21	454022068.93	428167044.48	53298850.28	-7286856.58	0.00	-10485991.20
4	Water Works	657	6874255	2869638.86	57109001.35	48870517.18	16858661.67	5679195.89	0.00	-71342.75
5	Agricultural	12	18429	16500.17	29771.89	43895.00	2603.68	2755.05	0.00	2528.43
6	Street Light	0	0	0.00	0.00	0.00	0.00	0.00	0.00	0.00
7	Temporary	137	865186	209869.71	13354268.99	13737823.55	329975.18	-217564.11	0.00	-721224.14
8	LED	13840	0	229137.03	688294.35	803228.77	0.00	0.00	0.00	114202.61
9	Solar			0.00	0.00	0.00	0.00	0.00	0.00	0.00
8	PDC	11765	79857	16241260.41	2630842.84	1355905.99	3803708.51	5830963.31	0.00	19543452.06
9	UNCONNECTED	16	0	12793.91	415605.97	902.00	76908.87	-329022.26	0.00	21566.75
10	NON-CONS	44	10435	3238042.80	147165.62	254872.25	0.00	0.00	0.00	3130336.17
11	UNPOSTED	0.00	0.00	0.00	0.00	0.00	0.00	0.00	0.00	0.00
12	TOT(NOR+UNPOST)	121223	203871918	85868639.61	1581401197.57	1433419010.76	247513673.18	-5501941.05	0.00	-19164787.81
13	TOT(PDC+UN)	11781	79857	16254054.32	3046448.81	1356807.99	3880617.38	5501941.05	0.00	19565018.81
14	TOT(TEMP+NON)	44	10435	3238042.80	147165.62	254872.25	0.00	0.00	0.00	3130336.17
15	GRAND TOTAL	133048	203962210	105360736.73	1584594812.00	1435030691.00	251394290.56	0.00	0.00	3530567.17

CREDIT ADJUSTMENT (LT) FOR : May-2020 TO Apr-2021

SR	CATEGORY	UNPOSTED RCPT-CLEARED	CREDIT ADJ. (BC)	NON-CASH ADJ.	PAY-FROM OTHER-OFFICE	PROVISIONAL BILLING	<----- BOARD-CHG	RELIEF ELE-DUTY	-----> ANGAN/AMNST	SOLAR CREDIT	TOTAL
1	Residential	1053401.59	20012300.99	1730647.07	0.00	117650211.33	21667693.66	3225066.09	0.00	7747605.04	173086925.77
2	General Lighting Purpose	8733.68	206131.17	23375.29	0.00	3224403.23	326659.53	0.00	18137.28	129216.42	3936656.60
3	Manufacturing & Service Industries	576084.17	13797453.95	2755027.15	0.00	34440066.85	1226334.02	151881.43	0.00	352002.71	53298850.28
4	Water Works	26916.39	6031943.12	-32801.34	0.00	6987509.38	3838485.59	0.00	0.00	6608.53	16858661.67
5	Agricultural	0.00	0.00	767.68	0.00	1836.00	0.00	0.00	0.00	0.00	2603.68
6	Street Light	0.00	0.00	0.00	0.00	0.00	0.00	0.00	0.00	0.00	0.00
7	Temporary	139079.18	47895.00	-78725.40	0.00	14204.40	172935.00	34587.00	0.00	0.00	329975.18
8	LED	0.00	0.00	0.00	0.00	0.00	0.00	0.00	0.00	0.00	0.00
9	Solar	0.00	0.00	0.00	0.00	0.00	0.00	0.00	0.00	0.00	0.00
8	PDC	0.00	851879.92	2947005.23	0.00	0.00	4061.61	761.75	0.00	0.00	3803708.51
9	UNCONNECTED	0.00	73266.60	3642.27	0.00	0.00	0.00	0.00	0.00	0.00	76908.87
10	NON-CONS		0.00	0.00	0.00					0.00	0.00
11	UNPOSTED	-1804215.01	0.00	0.00	0.00	0.00	0.00	0.00	0.00	0.00	-1804215.01
12	TOT(NORMAL)	0.00	40095724.23	4398290.45	0.00	162318231.19	27232107.80	0.00	18137.28	0.00	245709458.17
13	TOT(PDC+UN)	0.00	925146.52	2950647.50	0.00	0.00	4061.61	761.75	0.00	0.00	3880617.38
14	TOT(TEMP+NON)	0.00	0.00	0.00	0.00	0.00	0.00	0.00	0.00	0.00	0.00
15	GRAND TOTAL	0.00	41020870.75	7348937.95	0.00	162318231.19	27236169.41	3411534.52	18137.28	0.00	249590075.55

S.E. (DSM)
DGVCL, Surat.

LT-ASSESSMENT MIS REPORT

DAKSHIN GUJARAT VIJ COMPANY LIMITED

LT ASSESSMENT REPORT FROM : May-2020 TO Apr-2021

PERIOD: May-2020 TO Apr-2021

LAST MONTH END DATE : 30-04-2021

COM: 1 DGVCL

CIR: 43 SURAT CITY

DIV: 21 SURAT(URBAN) O&M

PROCESSED ON: 11-May-2022

SUB: All

SR	CATEGORY	BOARD CHARGE	B. CHG(THEFT)	MIN CHG DIS.	ELE. DUTY	TAX ON SALE	RENT	SUNDRY CHG.	D. P. C.	ASSESSMENT
1	Residential	1843705600.77	1497465.14	0.00	249331937.56	18532.80	0.00	362279.07	21404071.66	2116319887.00
2	General Lighting Purpose	43220168.82	0.00	0.00	957860.30	6534.00	0.00	45416.00	246346.07	44476325.19
3	Manufacturing & Service Industries	2434143958.74	180920.19	0.00	258624578.85	54479.50	0.00	561967.61	9775863.69	2703341768.58
4	Water Works	68593855.79	0.00	0.00	7444754.84	7695.00	0.00	57928.00	506609.73	76610843.36
5	Agricultural	8340777.98	0.00	0.00	0.00	6075.00	0.00	32208.00	239962.04	8619023.02
6	Street Light	0.00	0.00	0.00	0.00	0.00	0.00	0.00	0.00	0.00
7	Temporary	33609364.90	0.00	0.00	6408062.18	342.00	0.00	4614.00	149149.01	40171532.09
8	LED	0.00	0.00	0.00	0.00	968568.98	0.00	0.00	0.00	968568.98
9	Solar	0.00	0.00	0.00	0.00	0.00	0.00	0.00	0.00	0.00
8	PDC	3296511.86	-297715.33	0.00	478498.39	4500.00	60.00	36728.87	1553209.59	5071793.38
9	UNCONNECTED	364533.03	0.00	0.00	0.00	0.00	0.00	0.00	2491.57	367024.60
10	NON-CONS	0.00	4590699.13	0.00	709105.80	0.00	820.00	0.00	0.00	5300624.93
11	TOT(NORMAL)	4431613727.00	1678385.33	0.00	522767193.73	1062227.28	0.00	1064412.68	32322002.20	4990507948.22
12	TOT(PCD+UC)	3661044.89	-297715.33	0.00	478498.39	4500.00	60.00	36728.87	1555701.16	5438817.98
13	TOT(TEMP+NON)	0.00	4590699.13	0.00	709105.80	0.00	820.00	0.00	0.00	5300624.93
14	GRAND TOTAL	4435274771.89	5971369.13	0.00	523954797.92	1066727.28	880.00	1101141.55	33877703.36	5001247391.13

BREAK-UP OF BOARD CHARGES FROM May-2020 TO Apr-2021

SR	CATEGORY	CONSUMERS	UNITS BILLED	FIXED-CHRG	ENEG-CHRG	FUEL-COST	ANNUAL-CHG	PRO-BILL	DEBIT-ADJ	BOARD-CHG
1	Residential	96814	291086444	38585732.50	1083543310.98	555592760.66	0.00	163072244.47	2911552.16	1843705600.77
2	General Lighting Purpose	966	6706709	840610.44	26155111.43	12618834.27	0.00	3439521.84	166090.84	43220168.82
3	Manufacturing & Service Industries	23063	342688938	153405795.08	1585566742.65	641198475.91	0.00	47316109.81	6656835.29	2434143958.74
4	Water Works	704	10760494	1394461.57	42471406.00	20314108.68	0.00	4212795.70	201083.84	68593855.79
5	Agricultural	1706	3820340	1607830.43	5205615.26	0.00	0.00	1360687.89	166644.40	8340777.98
6	Street Light	0	0	0.00	0.00	0.00	0.00	0.00	0.00	0.00
7	Temporary	355	2828577	14595076.94	13131883.68	5289446.04	0.00	395587.66	197370.58	33609364.90
8	LED	10	0	0.00	0.00	0.00	0.00	0.00	0.00	0.00
9	Solar			0.00	0.00	0.00	0.00	0.00	0.00	0.00
8	PDC	16891	234246	0.00	0.00	0.00	0.00	0.00	3296511.86	3296511.86
9	UNCONNECTED	266	0	362251.42	0.00	0.00	0.00	0.00	2281.61	364533.03
10	NON-CONS	1	405755	0.00	0.00	0.00	0.00	0.00	0.00	0.00
11	TOT(NORMAL)	123618	657891502	210429506.96	2756074070.00	1235013625.56	0.00	219796947.37	10299577.11	4431613727.00
12	TOT(PDC+UN)	17157	234246	362251.42	0.00	0.00	0.00	0.00	3298793.47	3661044.89
13	TOT(TEMP+NON)	1	405755	0.00	0.00	0.00	0.00	0.00	0.00	0.00
14	GRAND TOTAL	140776	658531503	210791758.38	2756074070.00	1235013625.56	0.00	219796947.37	13598370.58	4435274771.89

LT C. G. L. FROM May-2020 TO Apr-2021

PERIOD: May-2020 TO Apr-2021

LAST MONTH END DATE : 30-04-2021

COM: 1 DGVCL

CIR: 43 SURAT CITY

DIV: 21 SURAT(URBAN) O&M

PROCESSED ON: 11-May-2022

SUB: All

SR	CATEGORY	CONSUMERS	UNITS BILLED	OPEN. BAL	ASSESSMENT	COLLECTIONS	CREDIT- ADJ	TANS-FROM	TANS-TO	CL. BALANCE
1	Residential	195885	291086444	171726872.03	2116319887.00	1898872043.16	354048365.87	-11126089.77	0.00	24000260.23
2	General Lighting Purpose	1091	6706709	1411590.61	44476325.19	41767587.36	4534269.48	13616.38	0.00	-400324.66
3	Manufacturing & Service Industries	33594	342688938	187950527.66	2703341768.58	3005947528.76	100321937.19	-3977385.93	0.00	-218954555.64
4	Water Works	887	10760494	2302509.81	76610843.36	69123978.33	11911879.05	-374312.22	0.00	-2496816.43
5	Agricultural	2190	3820340	1333890.91	8619023.02	7586231.53	-4283797.52	10440.55	0.00	6660920.47
6	Street Light	0	0	0.00	0.00	0.00	0.00	0.00	0.00	0.00
7	Temporary	376	2828577	751567.19	40171532.09	42266086.44	1889631.05	-588536.88	0.00	-3821155.09
8	LED	27901	0	379924.09	968568.98	1158016.22	-1048.47	-0.00	0.00	191525.32
9	Solar			0.00	0.00	0.00	0.00	0.00	0.00	0.00
8	PDC	25174	234246	174272539.77	5071793.38	6170816.18	4532149.63	16079943.94	0.00	184721311.28
9	UNCONNECTED	411	0	92802.66	367024.60	280852.95	83944.09	-37676.07	0.00	57354.15
10	NON-CONS	1318	405755	47952552.77	5300624.93	2452917.43	-0.57	0.00	0.00	50800260.84
11	UNPOSTED	0.00	0.00	0.00	0.00	0.00	0.00	0.00	0.00	0.00
12	TOT(NOR+UNPOST)	261924	657891502	365856882.30	4990507948.22	5066721471.80	468421236.65	-16042267.87	0.00	-194820145.80
13	TOT(PDC+UN)	25585	234246	174365342.43	5438817.98	6451669.13	4616093.72	16042267.87	0.00	184778665.43
14	TOT(TEMP+NON)	1318	405755	47952552.77	5300624.93	2452917.43	-0.57	0.00	0.00	50800260.84
15	GRAND TOTAL	288827	658531503	588174777.50	5001247391.13	5075626058.36	473037329.80	0.00	0.00	40758780.47

CREDIT ADJUSTMENT (LT) FOR : May-2020 TO Apr-2021

SR	CATEGORY	UNPOSTED RCPT-CLEARED	CREDIT ADJ. (BC)	NON-CASH ADJ.	PAY-FROM OTHER-OFFICE	PROVISIONAL BILLING	<----- BOARD-CHG	RELIEF ELE-DUTY	-----> ANGAN/AMNST	SOLAR CREDIT	TOTAL
1	Residential	2794868.95	10915346.47	-6878093.03	-22620.00	285722745.53	51584527.56	7693645.75	0.00	2237944.64	354048365.87
2	General Lighting Purpose	35847.00	70196.80	272860.66	0.00	3735783.53	277143.19	0.00	131083.40	11354.90	4534269.48
3	Manufacturing & Service Industries	4161799.16	20052008.67	-4792316.03	31090.00	69175111.80	10576590.22	1030116.05	0.00	87537.32	100321937.19
4	Water Works	83368.32	147182.54	-877783.78	0.00	4770062.94	7783793.27	0.00	0.00	5255.76	11911879.05
5	Agricultural	104.00	61404.84	-7631333.05	0.00	1621783.69	0.00	0.00	0.00	1664243.00	-4283797.52
5	Street Light	0.00	0.00	0.00	0.00	0.00	0.00	0.00	0.00	0.00	0.00
7	Temporary	76983.40	573122.78	847207.33	0.00	392317.54	0.00	0.00	0.00	0.00	1889631.05
8	LED	0.00	0.00	-1048.47	0.00	0.00	0.00	0.00	0.00	0.00	-1048.47
9	Solar	0.00	0.00	0.00	0.00	0.00	0.00	0.00	0.00	0.00	0.00
8	PDC	235.40	672910.17	3862496.85	-8470.00	0.00	685.00	0.00	4292.21	0.00	4532149.63
9	UNCONNECTED	0.00	250.00	83694.09	0.00	0.00	0.00	0.00	0.00	0.00	83944.09
0	NON-CONS		-0.57	0.00	0.00					0.00	-0.57
1	UNPOSTED	-7153206.23	0.00	0.00	0.00	0.00	0.00	0.00	0.00	0.00	-7153206.23
2	TOT(NORMAL)	0.00	31819262.10	-19060506.37	8470.00	365417805.03	70222054.24	0.00	131083.40	0.00	461268265.82
3	TOT(PDC+UN)	0.00	673160.17	3946190.94	-8470.00	0.00	685.00	0.00	4292.21	0.00	4615858.32
4	TOT(TEMP+NON)	0.00	-0.57	0.00	0.00	0.00	0.00	0.00	0.00	0.00	-0.57
5	GRAND TOTAL	0.00	32492421.70	-15114315.43	0.00	365417805.03	70222739.24	8723761.80	135375.61	0.00	465884123.57

S.E. (DSM)
DGVCL, Surat.

DAKSHIN GUJARAT VIJ COMPANY LIMITED

LT ASSESSMENT REPORT FROM : May-2020 TO Apr-2021

LAST MONTH END DATE : 30-04-2021 | PERIOD: May-2020 TO Apr-2021 | PROCESSED ON: 11-May-2022

COM: 1 DGVCL | CIR: 43 SURAT CITY | DIV: 22 RANDER O&M | SUB: All

SR	CATEGORY	BOARD CHARGE	B. CHG(THEFT)	MIN CHG DIS.	ELE. DUTY	TAX ON SALE	RENT	SUNDRY CHG.	D. P. C.	ASSESSMENT
1	Residential	2833043186.14	1036769.73	0.00	381401301.95	8637.00	1054.00	210795.05	16072046.92	3231773790.79
2	General Lighting Purpose	68909413.54	0.00	0.00	2441882.78	2133.00	0.00	31633.00	278512.71	71663575.03
3	Manufacturing & Service Industries	1674212493.96	92125.31	0.00	239407972.19	15070.50	2060.00	203351.00	7173504.47	1921106577.43
4	Water Works	34884242.54	0.00	0.00	2348445.68	405.00	0.00	7745.00	110150.91	37350989.13
5	Agricultural	4564031.30	10345.12	0.00	2069.02	4455.00	0.00	41892.00	76792.22	4699584.66
6	Street Light	0.00	0.00	0.00	0.00	0.00	0.00	0.00	0.00	0.00
7	Temporary	79296926.84	82706.52	0.00	15554778.95	0.00	0.00	590.00	240603.87	95175606.18
8	LED	0.00	0.00	0.00	0.00	193555.71	0.00	0.00	0.00	193555.71
9	Solar	0.00	0.00	0.00	0.00	0.00	0.00	0.00	0.00	0.00
8	PDC	5087980.68	0.00	0.00	830320.40	1728.00	265.00	11081.00	127763.11	6059138.19
9	UNCONNECTED	1430242.31	0.00	0.00	0.00	0.00	0.00	0.00	38138.88	1468381.19
10	NON-CONS	0.00	694319.13	0.00	133452.65	0.00	0.00	0.00	0.00	827771.78
11	TOT(NORMAL)	4694910294.32	1221946.68	0.00	641156450.57	224256.21	3114.00	496006.05	23951611.10	5361963678.93
12	TOT(PCD+UC)	6518222.99	0.00	0.00	830320.40	1728.00	265.00	11081.00	165901.99	7527519.38
13	TOT(TEMP+NON)	0.00	694319.13	0.00	133452.65	0.00	0.00	0.00	0.00	827771.78
14	GRAND TOTAL	4701428517.31	1916265.81	0.00	642120223.62	225984.21	3379.00	507087.05	24117513.09	5370318970.09

BREAK-UP OF BOARD CHARGES FROM May-2020 TO Apr-2021

SR	CATEGORY	CONSUMERS	UNITS BILLED	FIXED-CHRG	ENEG-CHRG	FUEL-COST	ANNUAL-CHG	PRO-BILL	DEBIT-ADJ	BOARD-CHG
1	Residential	142349	447990884	61098621.47	1716250540.80	857475894.79	0.00	193031223.23	5186905.85	2833043186.14
2	General Lighting Purpose	1571	10981460	1526625.93	42835360.49	20701320.00	0.00	3234179.40	611927.72	68909413.54
3	Manufacturing & Service Industries	29045	228979181	154442484.30	1042373210.82	431518990.74	0.00	40830221.64	5047586.46	1674212493.96
4	Water Works	302	5460306	701392.69	22092985.50	10482390.09	0.00	1376081.69	231392.57	34884242.54
5	Agricultural	1544	1345181	1461283.07	2689263.40	0.00	0.00	330445.85	83038.98	4564031.30
6	Street Light	0	0	0.00	0.00	0.00	0.00	0.00	0.00	0.00
7	Temporary	725	7067341	32183675.44	32809432.80	13263638.39	0.00	395790.48	644389.73	79296926.84
8	LED	5	0	0.00	0.00	0.00	0.00	0.00	0.00	0.00
5	Solar			0.00	0.00	0.00	0.00	0.00	0.00	0.00
8	PDC	12948	311584	0.00	0.00	0.00	0.00	0.00	5087980.68	5087980.68
9	UNCONNECTED	735	0	1427302.31	0.00	0.00	0.00	0.00	2940.00	1430242.31
10	NON-CONS	0	58105	0.00	0.00	0.00	0.00	0.00	0.00	0.00
11	TOT(NORMAL)	175541	701824353	251414082.90	2859050793.81	1333442234.01	0.00	239197942.29	11805241.31	4694910294.32
12	TOT(PDC+UN)	13683	311584	1427302.31	0.00	0.00	0.00	0.00	5090920.68	6518222.99
13	TOT(TEMP+NON)	0	58105	0.00	0.00	0.00	0.00	0.00	0.00	0.00
14	GRAND TOTAL	189224	702194042	252841385.21	2859050793.81	1333442234.01	0.00	239197942.29	16896161.99	4701428517.31

LT C. G. L. FROM May-2020 TO Apr-2021

LAST MONTH END DATE : 30-04-2021 | PERIOD: May-2020 TO Apr-2021 | PROCESSED ON: 11-May-2022

COM: 1 DGVCL | CIR: 43 SURAT CITY | DIV: 22 RANDER O&M | SUB: All

SR	CATEGORY	CONSUMERS	UNITS BILLED	OPEN. BAL	ASSESSMENT	COLLECTIONS	CREDIT- ADJ	TANS-FROM	TANS-TO	CL. BALANCE
1	Residential	267515	447990884	162073595.41	3231773790.79	2896777278.99	518656010.89	-2524024.28	0.00	-24109927.96
2	General Lighting Purpose	1898	10981460	902254.83	71663575.03	70507223.91	6275861.33	-2181.63	0.00	-4219437.01
3	Manufacturing & Service Industries	48512	228979181	129393177.11	1921106577.43	1994818419.77	126612028.78	-2994043.98	0.00	-73924737.99
4	Water Works	435	5460306	881359.15	37350989.13	31279826.21	9142506.11	50997.99	0.00	-2138986.05
5	Agricultural	2016	1345181	-591020.24	4699584.66	4090776.42	834005.13	7268.79	0.00	-808948.34
6	Street Light	0	0	0.00	0.00	0.00	0.00	0.00	0.00	0.00
7	Temporary	760	7067341	2647911.84	95175606.18	98812637.14	3776408.16	-2073252.85	0.00	-6838780.13
8	LED	23494	0	46674.38	193555.71	226022.16	-14.26	0.00	0.00	14222.19
9	Solar			0.00	0.00	0.00	0.00	0.00	0.00	0.00
8	PDC	25144	311584	55267245.77	6059138.19	4224559.06	6568678.41	7600057.37	0.00	58133203.86
9	UNCONNECTED	1025	0	348466.28	1468381.19	1422927.66	234555.59	-64821.41	0.00	94542.81
10	NON-CONS	462	58105	18364743.84	827771.78	792138.42	-94656.21	0.00	0.00	18495033.41
11	UNPOSTED	0.00	0.00	0.00	0.00	0.00	0.00	0.00	0.00	0.00
12	TOT(NOR+UNPOST)	344630	701824353	295353952.48	5361963678.93	5096512184.60	665296806.14	-7535235.96	0.00	-112026595.29
13	TOT(PDC+UN)	26169	311584	55615712.05	7527519.38	5647486.72	6803234.00	7535235.96	0.00	58227746.67
14	TOT(TEMP+NON)	462	58105	18364743.84	827771.78	792138.42	-94656.21	0.00	0.00	18495033.41
15	GRAND TOTAL	371261	702194042	369334408.37	5370318970.09	5102951809.74	672005383.93	0.00	0.00	-35303815.21

CREDIT ADJUSTMENT (LT) FOR : May-2020 TO Apr-2021

SR	CATEGORY	UNPOSTED RCPT-CLEARED	CREDIT ADJ. (BC)	NON-CASH ADJ.	PAY-FROM OTHER-OFFICE	PROVISIONAL BILLING	<----- BOARD-CHG	RELIEF ELE-DUTY	-----> ANGAN/AMNST	SOLAR CREDIT	TOTAL
	Residential	7660810.10	23134852.00	7241301.57	0.00	382682293.96	65321338.08	9302954.90	0.00	23312460.28	518656010.89
	General Lighting Purpose	31206.00	393518.11	376854.47	0.00	4450228.23	384817.53	0.00	115148.59	524088.40	6275861.33
	Manufacturing & Service Industries	5899985.30	7735295.63	1730260.24	0.00	103577326.64	6541558.74	669818.17	0.00	457784.06	126612028.78
	Water Works	197508.00	594025.14	110806.00	0.00	2157462.46	6082704.51	0.00	0.00	0.00	9142506.11
	Agricultural	2793.92	28327.00	184853.23	0.00	618030.98	0.00	0.00	0.00	0.00	834005.13
	Street Light	0.00	0.00	0.00	0.00	0.00	0.00	0.00	0.00	0.00	0.00
	Temporary	94376.80	233996.01	3054880.55	0.00	393154.80	0.00	0.00	0.00	0.00	3776408.16
	LED	0.00	0.00	-14.26	0.00	0.00	0.00	0.00	0.00	0.00	-14.26
	Solar	0.00	0.00	0.00	0.00	0.00	0.00	0.00	0.00	0.00	0.00
	PDC	0.00	782530.72	5771202.57	0.00	0.00	13270.22	344.54	1330.36	0.00	6568678.41
	UNCONNECTED	0.00	0.00	234555.59	0.00	0.00	0.00	0.00	0.00	0.00	234555.59
)	NON-CONS		-4.21	-98169.00	3517.00					0.00	-94656.21
	UNPOSTED	-13886680.12	0.00	0.00	0.00	0.00	0.00	0.00	0.00	0.00	-13886680.12
	TOT(NORMAL)	0.00	32120013.89	12698941.80	0.00	493878497.07	78330418.86	0.00	115148.59	0.00	651410126.02
	TOT(PDC+UN)	0.00	782530.72	6005758.16	0.00	0.00	13270.22	344.54	1330.36	0.00	6803234.00
	TOT(TEMP+NON)	0.00	-4.21	-98169.00	3517.00	0.00	0.00	0.00	0.00	0.00	-94656.21
	GRAND TOTAL	0.00	32902540.40	18606530.96	3517.00	493878497.07	78343689.08	9972773.07	116478.95	0.00	658118703.81

S.E. (DSM)
DGVCL, Surat

LT-ASSESSMENT MIS REPORT

DAKSHIN GUJARAT VIJ COMPANY LIMITED

LT ASSESSMENT REPORT FROM : May-2020 TO Apr-2021

LAST MONTH END DATE : 30-04-2021 | PERIOD: May-2020 TO Apr-2021 | PROCESSED ON: 11-May-2022

COM: 1 DGVCL | CIR: 43 SURAT CITY | DIV: 23 SURAT IND. O&M | SUB: All

SR	CATEGORY	BOARD CHARGE	B. CHG(THEFT)	MIN CHG DIS.	ELE. DUTY	TAX ON SALE	RENT	SUNDRY CHG.	D. P. C.	ASSESSMENT
1	Residential	522719614.03	279568.26	0.00	72769985.29	5310.00	0.00	24616.00	4383393.81	600182487.39
2	General Lighting Purpose	20434700.85	0.00	0.00	497047.26	2025.00	0.00	4560.00	97117.83	21035450.94
3	Manufacturing & Service Industries	6448581665.55	0.00	0.00	578254377.45	60852.00	0.00	250596.46	11070234.79	7038217726.25
4	Water Works	5134945.65	0.00	0.00	719195.67	810.00	0.00	4560.00	10672.85	5870184.17
5	Agricultural	0.00	0.00	0.00	0.00	0.00	0.00	0.00	0.00	0.00
6	Street Light	0.00	0.00	0.00	0.00	0.00	0.00	0.00	0.00	0.00
7	Temporary	13552065.43	0.00	0.00	2537895.65	0.00	0.00	120.00	59916.82	16149997.90
8	LED	0.00	0.00	0.00	0.00	169377.32	0.00	0.00	0.00	169377.32
9	Solar	0.00	0.00	0.00	0.00	0.00	0.00	0.00	0.00	0.00
8	PDC	3869816.39	113.69	0.00	398458.13	1215.00	1070.00	9465.00	480989.26	4761127.47
9	UNCONNECTED	933454.14	0.00	0.00	0.00	0.00	0.00	0.00	5829.37	939283.51
10	NON-CONS	0.00	515173.09	0.00	82405.32	0.00	0.00	0.00	436.95	598015.36
11	TOT(NORMAL)	7010422991.51	279568.26	0.00	654778501.32	238374.32	0.00	284452.46	15621336.10	7681625223.97
12	TOT(PCD+UC)	4803270.53	113.69	0.00	398458.13	1215.00	1070.00	9465.00	486818.63	5700410.98
13	TOT(TEMP+NON)	0.00	515173.09	0.00	82405.32	0.00	0.00	0.00	436.95	598015.36
14	GRAND TOTAL	7015226262.04	794855.04	0.00	655259364.77	239589.32	1070.00	293917.46	16108591.68	7687923650.31

BREAK-UP OF BOARD CHARGES FROM May-2020 TO Apr-2021

SR	CATEGORY	CONSUMERS	UNITS BILLED	FIXED-CHRG	ENEG-CHRG	FUEL-COST	ANNUAL-CHG	PRO-BILL	DEBIT-ADJ	BOARD-CHG
1	Residential	29513	84106193	10864363.96	319437741.38	160165810.38	0.00	31685244.04	566454.27	522719614.03
2	General Lighting Purpose	346	3351903	280471.12	13151617.86	6351750.69	0.00	576645.33	74215.85	20434700.85
3	Manufacturing & Service Industries	26247	905256252	516030217.20	4197489416.51	1678838460.16	0.00	38302004.07	17921567.61	6448581665.55
4	Water Works	51	760488	287326.93	3219942.10	1413077.91	0.00	126054.71	88544.00	5134945.65
5	Agricultural	0	0	0.00	0.00	0.00	0.00	0.00	0.00	0.00
6	Street Light	0	0	0.00	0.00	0.00	0.00	0.00	0.00	0.00
7	Temporary	306	976091	7076644.00	4538581.35	1826093.66	0.00	6113.40	104633.02	13552065.43
8	LED	11	0	0.00	0.00	0.00	0.00	0.00	0.00	0.00
9	Solar			0.00	0.00	0.00	0.00	0.00	0.00	0.00
8	PDC	12018	237321	0.00	0.00	0.00	0.00	0.00	3869816.39	3869816.39
9	UNCONNECTED	44	0	930337.90	0.00	0.00	0.00	0.00	3116.24	933454.14
10	NON-CONS	0	44896	0.00	0.00	0.00	0.00	0.00	0.00	0.00
11	TOT(NORMAL)	56474	994450927	534539023.21	4537837299.20	1848595192.80	0.00	70696061.55	18755414.75	7010422991.51
12	TOT(PDC+UN)	12062	237321	930337.90	0.00	0.00	0.00	0.00	3872932.63	4803270.53
13	TOT(TEMP+NON)	0	44896	0.00	0.00	0.00	0.00	0.00	0.00	0.00
14	GRAND TOTAL	68536	994733144	535469361.11	4537837299.20	1848595192.80	0.00	70696061.55	22628347.38	7015226262.04

LT C. G. L. FROM May-2020 TO Apr-2021

LAST MONTH END DATE : 30-04-2021 | PERIOD: May-2020 TO Apr-2021 | PROCESSED ON: 11-May-2022

COM: 1 DGVCL | CIR: 43 SURAT CITY | DIV: 23 SURAT IND. O&M | SUB: All

SR	CATEGORY	CONSUMERS	UNITS BILLED	OPEN. BAL	ASSESSMENT	COLLECTIONS	CREDIT- ADJ	TANS-FROM	TANS-TO	CL. BALANCE
1	Residential	54818	84106193	29291358.24	600182487.39	552236881.51	80259859.19	-822128.66	0.00	-3845023.73
2	General Lighting Purpose	367	3351903	1581544.05	21035450.94	22731646.43	953467.44	61589.75	0.00	-1006529.13
3	Manufacturing & Service Industries	32821	905256252	520864400.41	7038217726.25	7906888763.88	146455096.36	-3803139.55	0.00	-498064873.13
4	Water Works	67	760488	108412.96	5870184.17	6125163.31	282022.97	1596.00	0.00	-426993.15
5	Agricultural	0	0	0.00	0.00	0.00	0.00	0.00	0.00	0.00
6	Street Light	0	0	0.00	0.00	0.00	0.00	0.00	0.00	0.00
7	Temporary	316	976091	876260.61	16149997.90	17628164.78	-72236.20	-322940.68	0.00	-852610.75
8	LED	5496	0	39119.33	169377.32	194221.33	0.00	-0.00	0.00	14275.32
9	Solar			0.00	0.00	0.00	0.00	0.00	0.00	0.00
8	PDC	16494	237321	148581705.89	4761127.47	6923841.69	3795076.89	4809455.48	0.00	147433370.26
9	UNCONNECTED	44	0	109324.60	939283.51	1088199.98	86452.60	75567.66	0.00	-50476.81
10	NON-CONS	165	44896	4076654.42	598015.36	466822.00	0.00	0.00	0.00	4207847.78
11	UNPOSTED	0.00	0.00	0.00	0.00	0.00	0.00	0.00	0.00	0.00
12	TOT(NOR+UNPOST)	93885	994450927	552761095.60	7681625223.97	8505804841.24	227878209.76	-4885023.14	0.00	-504181754.57
13	TOT(PDC+UN)	16538	237321	148691030.49	5700410.98	8012041.67	3881529.49	4885023.14	0.00	147382893.45
14	TOT(TEMP+NON)	165	44896	4076654.42	598015.36	466822.00	0.00	0.00	0.00	4207847.78
15	GRAND TOTAL	110588	994733144	705528780.51	7687923650.31	8514283704.91	231759739.25	0.00	0.00	-352591013.34

CREDIT ADJUSTMENT (LT) FOR : May-2020 TO Apr-2021

SR	CATEGORY	UNPOSTED RCPT-CLEARED	CREDIT ADJ. (BC)	NON-CASH ADJ.	PAY-FROM OTHER-OFFICE	PROVISIONAL BILLING	<----- BOARD-CHG	RELIEF ELE-DUTY	-----> ANGAN/AMNST	SOLAR CREDIT	TOTAL
1	Residential	733855.43	5432244.41	-792416.16	0.00	57089851.46	15149439.91	2265416.57	0.00	381467.57	80259859.19
2	General Lighting Purpose	0.00	147441.88	72190.20	0.00	733835.36	0.00	0.00	0.00	0.00	953467.44
3	Manufacturing & Service Industries	20023367.28	14571621.88	16141552.07	0.00	52891851.30	38543207.29	3440298.41	1350.00	841848.13	146455096.36
4	Water Works	56.00	0.00	51473.59	0.00	230493.38	0.00	0.00	0.00	0.00	282022.97
5	Agricultural	0.00	0.00	0.00	0.00	0.00	0.00	0.00	0.00	0.00	0.00
6	Street Light	0.00	0.00	0.00	0.00	0.00	0.00	0.00	0.00	0.00	0.00
7	Temporary	16318.00	25740.00	-118652.00	0.00	4357.80	0.00	0.00	0.00	0.00	-72236.20
3	LED	0.00	0.00	0.00	0.00	0.00	0.00	0.00	0.00	0.00	0.00
9	Solar	0.00	0.00	0.00	0.00	0.00	0.00	0.00	0.00	0.00	0.00
3	PDC	9758.54	426586.46	3336127.92	0.00	0.00	21778.45	825.52	0.00	0.00	3795076.89
9	UNCONNECTED	-5030.00	0.00	91482.60	0.00	0.00	0.00	0.00	0.00	0.00	86452.60
10	NON-CONS		21088.55	-21088.55	0.00					0.00	0.00
11	UNPOSTED	-20778325.25	0.00	0.00	0.00	0.00	0.00	0.00	0.00	0.00	-20778325.25
12	TOT(NORMAL)	0.00	20177048.17	15354147.70	0.00	110950389.30	53692647.20	0.00	1350.00	0.00	207104613.05
13	TOT(PDC+UN)	0.00	426586.46	3427610.52	0.00	0.00	21778.45	825.52	0.00	0.00	3876800.95
4	TOT(TEMP+NON)	0.00	21088.55	-21088.55	0.00	0.00	0.00	0.00	0.00	0.00	0.00
5	GRAND TOTAL	0.00	20624723.18	18760669.67	0.00	110950389.30	53714425.65	5705714.98	1350.00	0.00	210981414.00

S.E. (DSM)
DGVCL, Surat.

DAKSHIN GUJARAT VIJ COMPANY LIMITED

LT ASSESSMENT REPORT FROM : May-2020 TO Apr-2021

LAST MONTH END DATE : 30-04-2021 | PERIOD: May-2020 TO Apr-2021 | PROCESSED ON: 11-May-2022

COM: 1 DGVCL | CIR: 43 SURAT CITY | DIV: 24 PIPLOD | SUB: All

SR	CATEGORY	BOARD CHARGE	B. CHG(THEFT)	MIN CHG DIS.	ELE. DUTY	TAX ON SALE	RENT	SUNDRY CHG.	D. P. C.	ASSESSMENT
1	Residential	1891722732.13	3510937.23	0.00	261532968.88	12328.20	0.00	156267.00	11097683.83	2168032917.27
2	General Lighting Purpose	48518284.48	0.00	0.00	1458718.96	1620.00	0.00	18327.00	143002.56	50139953.00
3	Manufacturing & Service Industries	2550412917.55	68204.02	0.00	298708073.15	19884.62	0.00	163564.02	5515634.75	2854888278.11
4	Water Works	11509075.24	0.00	0.00	39098.49	0.00	0.00	0.00	50600.39	11598774.12
5	Agricultural	164989.72	0.00	0.00	0.00	0.00	0.00	0.00	9209.60	174199.32
6	Street Light	0.00	0.00	0.00	0.00	0.00	0.00	0.00	0.00	0.00
7	Temporary	73192187.67	0.00	0.00	14304536.22	10.80	0.00	1218.00	206923.40	87704876.09
8	LED	0.00	0.00	0.00	0.00	457256.68	0.00	0.00	0.00	457256.68
9	Solar	0.00	0.00	0.00	0.00	0.00	0.00	0.00	0.00	0.00
8	PDC	9648422.59	0.00	0.00	1756108.81	405.00	1038.39	16240.70	597495.33	12019710.82
9	UNCONNECTED	1596589.89	0.00	0.00	0.00	0.00	0.00	105.00	6609.87	1603304.76
10	NON-CONS	0.00	30508150.05	0.00	238713.87	0.00	0.00	0.00	11398.00	30758261.92
11	TOT(NORMAL)	4575520186.79	3579141.25	0.00	576043395.70	491100.30	0.00	339376.02	17023054.53	5172996254.59
12	TOT(PCD+UC)	11245012.48	0.00	0.00	1756108.81	405.00	1038.39	16345.70	604105.20	13623015.58
13	TOT(TEMP+NON)	0.00	30508150.05	0.00	238713.87	0.00	0.00	0.00	11398.00	30758261.92
14	GRAND TOTAL	4586765199.27	34087291.30	0.00	578038218.38	491505.30	1038.39	355721.72	17638557.73	5217377532.09

BREAK-UP OF BOARD CHARGES FROM May-2020 TO Apr-2021

SR	CATEGORY	CONSUMERS	UNITS BILLED	FIXED-CHRG	ENEG-CHRG	FUEL-COST	ANNUAL-CHG	PRO-BILL	DEBIT-ADJ	BOARD-CHG
1	Residential	68313	288041533	39152201.76	1170133107.21	551253168.27	0.00	128291212.97	2893041.92	1891722732.13
2	General Lighting Purpose	716	7846748	668493.25	30740306.87	14805506.51	0.00	2073985.95	229991.90	48518284.48
3	Manufacturing & Service Industries	21345	359239236	185356280.07	1654818678.35	668522133.18	0.00	30688218.55	11027607.40	2550412917.55
4	Water Works	56	1948660	282593.39	7063963.10	3660009.04	0.00	392821.98	109687.73	11509075.24
5	Agricultural	60	25863	12580.00	148517.72	0.00	0.00	3892.00	0.00	164989.72
6	Street Light	0	0	0.00	0.00	0.00	0.00	0.00	0.00	0.00
7	Temporary	436	6628894	28865978.81	30820999.80	12457978.01	0.00	651621.21	395609.84	73192187.67
8	LED	0	0	0.00	0.00	0.00	0.00	0.00	0.00	0.00
9	Solar			0.00	0.00	0.00	0.00	0.00	0.00	0.00
8	PDC	7909	787300	0.00	0.00	0.00	0.00	0.00	9648422.59	9648422.59
9	UNCONNECTED	551	0	1595499.91	0.00	0.00	0.00	0.00	1089.98	1596589.89
10	NON-CONS	3	125986	0.00	0.00	0.00	0.00	0.00	0.00	0.00
11	TOT(NORMAL)	90926	663730934	254338127.28	2893725573.05	1250698795.01	0.00	162101752.66	14655938.79	4575520186.79
12	TOT(PDC+UN)	8460	787300	1595499.91	0.00	0.00	0.00	0.00	9649512.57	11245012.48
13	TOT(TEMP+NON)	3	125986	0.00	0.00	0.00	0.00	0.00	0.00	0.00
14	GRAND TOTAL	99389	664644220	255933627.19	2893725573.05	1250698795.01	0.00	162101752.66	24305451.36	4586765199.27

LT C. G. L. FROM May-2020 TO Apr-2021

LAST MONTH END DATE : 30-04-2021 | PERIOD: May-2020 TO Apr-2021 | PROCESSED ON: 11-May-2022

COM: 1 DGVCL | CIR: 43 SURAT CITY | DIV: 24 PIPLOD | SUB: All

SR	CATEGORY	CONSUMERS	UNITS BILLED	OPEN. BAL	ASSESSMENT	COLLECTIONS	CREDIT- ADJ	TANS-FROM	TANS-TO	CL. BALANCE
1	Residential	133894	288041533	113356301.62	2168032917.27	1991271518.17	320551043.59	-2472294.58	0.00	-32905637.45
2	General Lighting Purpose	858	7846748	735146.15	50139953.00	49012814.84	4002841.94	21733.19	0.00	-2118824.44
3	Manufacturing & Service Industries	29948	359239236	211889431.37	2854888278.11	3154092777.75	131859688.48	-6720036.32	0.00	-225894793.07
4	Water Works	84	1948660	100314.66	11598774.12	7055295.55	4753323.80	-10839.50	0.00	-120370.07
5	Agricultural	63	25863	32909.12	174199.32	189438.00	11665.68	-19384.40	0.00	-13379.64
6	Street Light	0	0	0.00	0.00	0.00	0.00	0.00	0.00	0.00
7	Temporary	440	6628894	2009326.79	87704876.09	95211419.76	3159534.20	2719503.15	0.00	-5937247.93
8	LED	11360	0	83964.39	457256.68	520559.07	0.00	0.00	0.00	20662.00
9	Solar			0.00	0.00	0.00	0.00	0.00	0.00	0.00
8	PDC	12446	787300	42172025.73	12019710.82	6628145.72	7917335.50	6629176.32	0.00	46275431.65
9	UNCONNECTED	716	0	92057.56	1603304.76	1323784.83	236859.07	-147857.86	0.00	-13139.44
10	NON-CONS	1249	125986	34746284.02	30758261.92	30225215.70	-70000.00	0.00	0.00	35349330.24
11	UNPOSTED	0.00	0.00	0.00	0.00	0.00	0.00	0.00	0.00	0.00
12	TOT(NOR+UNPOST)	176647	663730934	328207394.10	5172996254.59	5297353823.14	464338097.69	-6481318.46	0.00	-266969590.60
13	TOT(PDC+UN)	13162	787300	42264083.29	13623015.58	7951930.55	8154194.57	6481318.46	0.00	46262292.21
14	TOT(TEMP+NON)	1249	125986	34746284.02	30758261.92	30225215.70	-70000.00	0.00	0.00	35349330.24
15	GRAND TOTAL	191058	664644220	405217761.41	5217377532.09	5335530969.39	472422292.26	0.00	0.00	-185357968.15

CREDIT ADJUSTMENT (LT) FOR : May-2020 TO Apr-2021

SR	CATEGORY	UNPOSTED RCPT-CLEARED	CREDIT ADJ. (BC)	NON-CASH ADJ.	PAY-FROM OTHER-OFFICE	PROVISIONAL BILLING	<----- BOARD-CHG	RELIEF ELE-DUTY	-----> ANGAN/AMNST	SOLAR CREDIT	TOTAL
1	Residential	4500718.31	15786382.92	3662971.03	0.00	253970399.27	29372479.52	4337410.46	0.00	8920682.08	320551043.59
2	General Lighting Purpose	850.00	280511.35	555706.63	0.00	2534093.63	161544.69	1.00	111640.65	358493.99	4002841.94
3	Manufacturing & Service Industries	5180850.06	10102847.48	8661685.62	-48300.00	96068472.24	10671981.76	1035744.84	0.00	186406.48	131859688.48
4	Water Works	0.00	0.00	345338.70	0.00	602434.74	3805550.36	0.00	0.00	0.00	4753323.80
5	Agricultural	0.00	0.00	3425.68	0.00	8240.00	0.00	0.00	0.00	0.00	11665.68
6	Street Light	0.00	0.00	0.00	0.00	0.00	0.00	0.00	0.00	0.00	0.00
7	Temporary	167817.42	74095.65	2270651.12	0.00	646970.01	0.00	0.00	0.00	0.00	3159534.20
8	LED	0.00	0.00	0.00	0.00	0.00	0.00	0.00	0.00	0.00	0.00
9	Solar	0.00	0.00	0.00	0.00	0.00	0.00	0.00	0.00	0.00	0.00
8	PDC	0.00	266221.30	7650412.08	0.00	0.00	637.49	64.63	0.00	0.00	7917335.50
9	UNCONNECTED	0.00	0.00	236859.07	0.00	0.00	0.00	0.00	0.00	0.00	236859.07
10	NON-CONS		0.00	-70000.00	0.00					0.00	-70000.00
11	UNPOSTED	-9546066.71	0.00	0.00	0.00	0.00	0.00	0.00	0.00	0.00	-9546066.71
12	TOT(NORMAL)	0.00	26243837.40	15499778.78	-48300.00	353830609.89	44011556.33	0.00	111640.65	0.00	454487861.90
13	TOT(PDC+UN)	0.00	266221.30	7887271.15	0.00	0.00	637.49	64.63	0.00	0.00	8154194.57
14	TOT(TEMP+NON)	0.00	0.00	-70000.00	0.00	0.00	0.00	0.00	0.00	0.00	-70000.00
15	GRAND TOTAL	0.00	26510058.70	23317049.93	-48300.00	353830609.89	44012193.82	5373156.30	111640.65	0.00	462572056.47

S.E. (DSM)
DGVCL Surat

Annexure 4

5.4 DGVCL Block Diagram

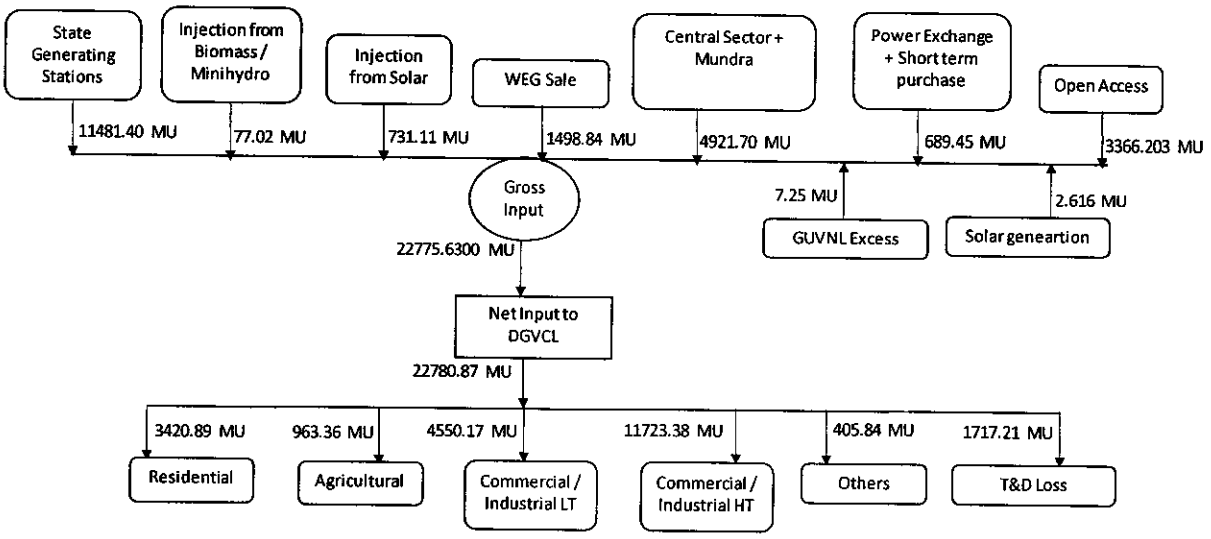

Figure 1: Energy flow diagram

Additional Chief Engineer (C&R)
DGVCL, SURAT.

DAKSHIN GUJARAT VIJ COMPANY LIMITED

Ag Assesment for the year 2020-21 as per GERC

(As per E'urja A1 consumers & Load)

Name of Circle	Apr.20 billed in May.20	May.20 billed in June.20	June.20 billed in July .20	July .20 billed in Aug.20	Aug .20 billed in Sept.20	Sept.20 billed in Oct.20	Oct.20 Billed in Nov.20	Nov.20 Billed in Dec.20	Dec.20 Billed in Jan.21	Jan.21 Billed in Feb.21	Feb.21 Billed in Mar.21	Mar.21 Billed in Apr.21	Total
Assessed M.Us.	**3.330**	**3.319**	**3.319**	**1.169**	**1.158**	**1.168**	**3.245**	**3.246**	**3.240**	**3.297**	**3.299**	**3.299**	**33.089**
Bharuch City Div	5.00	5	5.00	5	5.00	5	5.00	5	5.00	5	5.00	5	
Units /HP/Month	170.50	170.50	170.50	59.95	59.50	59.95	166.66	166.66	166.66	169.56	169.56	169.55	1146.00
Assessed M.Us.	**0.010**	**0.001**	**0.001**	**0.000**	**0.000**	**0.000**	**0.001**	**0.001**	**0.001**	**0.001**	**0.001**	**0.001**	**0.018**
Load	61127.00	61103.00	60723.00	60822.50	60775.00	60780.00	60775.50	60763.50	60713.50	60698.50	60476.00	60493.00	
Units /HP/Month	852.50	852.50	852.50	299.75	297.50	299.75	833.30	833.30	833.30	847.80	847.80	847.75	
Bharuch Cir Total	**10.45**	**10.42**	**10.35**	**3.65**	**3.62**	**3.64**	**10.13**	**10.13**	**10.12**	**10.29**	**10.25**	**10.26**	**103.30**
Surat Urben Div	3552.50	3552.5	3553.50	3553.5	3543.50	3543.5	5497.00	5492	5492.00	5483	5507.50	5507.5	
Units /HP/Month	171.00	171.00	171.00	38.00	38.00	38.00	173.00	173.00	173.00	184.65	184.65	184.70	
Assessed M.Us.	**0.610**	**0.607**	**0.608**	**0.135**	**0.135**	**0.135**	**0.951**	**0.950**	**0.950**	**1.012**	**1.017**	**1.017**	**8.127**
Rander DIV	2820.00	2820	2820.00	2820	2822.00	2820	2822.00	2815	2817.00	2804	2787.00	2787	
Units /HP/Month	171.00	171.00	171.00	38.00	38.00	38.00	173.00	173.00	173.00	184.65	184.65	184.70	
Assessed M.Us.	**0.490**	**0.482**	**0.482**	**0.107**	**0.107**	**0.107**	**0.488**	**0.487**	**0.487**	**0.518**	**0.515**	**0.515**	**4.786**
Surat Int Div	0.00	0.00	0.00	0.00	0.00	0.00	0.00	0.00	0.00	0.00	0.00	0.00	
Units /HP/Month	171.00	171.00	171.00	38.00	38.00	38.00	173.00	173.00	173.00	184.65	184.65	184.70	
Assessed M.Us.	**0.000**	**0.000**	**0.000**	**0.000**	**0.000**	**0.000**	**0.000**	**0.000**	**0.000**	**0.000**	**0.000**	**0.000**	**0.000**
Piplod Div	204.50	204.5	204.50	204.5	204.50	204.5	204.50	196.5	196.50	196.5	193.50	193.5	
Units /HP/Month	171.00	171.00	171.00	38.00	38.00	38.00	173.00	173.00	173.00	184.65	184.65	184.70	
Assessed M.Us.	**0.040**	**0.035**	**0.035**	**0.008**	**0.008**	**0.008**	**0.035**	**0.034**	**0.034**	**0.036**	**0.036**	**0.036**	**0.344**
Load	6577.00	6577.00	6578.00	6578.00	6570.00	6568.00	8523.50	8503.50	8505.50	8483.50	8488.00	8488.00	
Units /HP/Month	684.00	684.00	684.00	152.00	152.00	152.00	692.00	692.00	692.00	738.60	738.60	738.80	
Surat City Total	**1.14**	**1.12**	**1.12**	**0.25**	**0.25**	**0.25**	**1.47**	**1.47**	**1.47**	**1.57**	**1.57**	**1.57**	**13.26**
DGVCL Ag.Un- Metered M.Us.	**40.70**	**40.74**	**40.55**	**14.46**	**12.34**	**11.91**	**36.88**	**40.10**	**39.98**	**44.13**	**44.68**	**47.44**	**413.91**

Additional Chief Engineer (C&R)
DGVCL, SURAT.

DAKSHIN GUJARAT VIJ COMPANY LIMITED

Ag Assesment for the year 2020-21 as per GERC

(As per E'urja A1 consumers & Load)

Name of Circle	Apr.20 billed in May.20	May.20 billed in June.20	June.20 billed in July .20	July .20 billed in Aug.20	Aug .20 billed in Sept.20	Sept.20 billed in Oct.20	Oct.20 Billed in Nov.20	Nov.20 Billed in Dec.20	Dec.20 Billed in Jan.21	Jan.21 Billed in Feb.21	Feb.21 Billed in Mar.21	Mar.21 Billed in Apr.21	Total
Surat O&M Div	5573.50	5563.50	5563.50	5563.50	5563.50	5563.50	5563.50	5563.50	5548.00	5533.00	5530.00	5371.50	
Units /HP/Month	171.00	171.00	171.00	38.00	38.00	38.00	173.00	173.00	173.00	184.65	184.65	184.70	
Assessed M.Us.	**0.960**	**0.951**	**0.951**	**0.211**	**0.211**	**0.211**	**0.962**	**0.962**	**0.960**	**1.022**	**1.021**	**0.992**	**9.417**
VYARA DIV	21058.50	21066.00	21089.00	21094.50	21097.50	21097.50	21077.50	21081.50	21043.50	21040.50	21019.00	21019.00	
Units /HP/Month	171.00	171.00	171.00	38.00	38.00	38.00	173.00	173.00	173.00	184.65	184.65	184.70	
Assessed M.Us.	**3.610**	**3.602**	**3.606**	**0.802**	**0.802**	**0.802**	**3.646**	**3.647**	**3.641**	**3.885**	**3.881**	**3.882**	**35.806**
Bardoli Div	44691.50	44703.50	44767.00	44777.00	44809.00	44888.50	45032.50	45034.50	45046.50	45090.00	45109.50	45111.50	
Units /HP/Month	171.00	171.00	171.00	38.00	38.00	38.00	173.00	173.00	173.00	184.65	184.65	184.70	
Assessed M.Us.	**7.650**	**7.644**	**7.655**	**1.702**	**1.703**	**1.706**	**7.791**	**7.791**	**7.793**	**8.326**	**8.329**	**8.332**	**76.422**
Kadodara Div	39726.50	39734.5	39728.50	39735.50	39740.00	39741.50	37780.00	37765.00	37757.00	37712.00	36758.50	36762.00	
Units /HP/Month	171.00	171.00	171.00	38.00	38.00	38.00	173.00	173.00	173.00	184.65	184.65	184.70	
Assessed M.Us.	**6.800**	**6.795**	**6.794**	**1.510**	**1.510**	**1.510**	**6.536**	**6.533**	**6.532**	**6.964**	**6.787**	**6.790**	**65.061**
Load	**111050.00**	**111067.50**	**111148.00**	**111170.50**	**######**	**######**	**109453.50**	**109444.50**	**109395.00**	**109375.50**	**108417.00**	**108264.00**	
Units /HP/Month	**684.00**	**684.00**	**684.00**	**152.00**	**152.00**	**152.00**	**692.00**	**692.00**	**692.00**	**738.60**	**738.60**	**738.80**	
Surat Cir Total Mus	**19.02**	**18.99**	**19.01**	**4.22**	**4.23**	**4.23**	**18.94**	**18.93**	**18.93**	**20.20**	**20.02**	**20.00**	**186.70**
Navsari O&M	29336.00	29336.5	29353.00	29353	29378.00	29380	29392.50	29387.5	29338.00	30241	29324.00	30242	
Units /HP/Month	154.00	156.00	154.00	97.00	65.00	58.00	97.00	147.00	147.00	185.00	200.00	240.00	
Assessed M.Us.	**4.520**	**4.576**	**4.520**	**2.847**	**1.910**	**1.704**	**2.851**	**4.320**	**4.313**	**5.595**	**5.865**	**7.258**	**50.279**
Vapi DIV	6848.00	6848	6789.00	6789	6789.00	6786	6783.00	6783	6729.00	6726	6594.00	6594	
Units /HP/Month	154.00	156.00	154.00	97.00	65.00	58.00	97.00	147.00	147.00	185.00	200.00	240.00	
Assessed M.Us.	**1.060**	**1.068**	**1.046**	**0.659**	**0.441**	**0.394**	**0.658**	**0.997**	**0.989**	**1.244**	**1.319**	**1.583**	**11.457**
Vapi Ind Div	3431.50	3522	3522.00	3522	3517.00	3517	3517.00	3266.5	3464.50	3454.5	3431.50	3431.5	
Units /HP/Month	154.00	156.00	154.00	97.00	65.00	58.00	97.00	147.00	147.00	185.00	200.00	240.00	
Assessed M.Us.	**0.530**	**0.549**	**0.542**	**0.342**	**0.229**	**0.204**	**0.341**	**0.480**	**0.509**	**0.639**	**0.686**	**0.824**	**5.876**
Valsad Div	18649.50	18648.5	18640.50	18642.5	18636.50	18639.5	18639.50	18621.5	17833.50	17823.5	17812.00	17812	
Units /HP/Month	154.00	156.00	154.00	97.00	65.00	58.00	97.00	147.00	147.00	185.00	200.00	240.00	
Assessed M.Us.	**2.880**	**2.909**	**2.871**	**1.808**	**1.211**	**1.081**	**1.808**	**2.737**	**2.622**	**3.297**	**3.562**	**4.275**	**31.062**
Valsad City Div	2097.50	2097.5	2097.50	2097.5	2094.50	2094.5	2088.50	2085.5	2079.50	2079.5	2061.50	2058.5	
Units /HP/Month	154.00	156.00	154.00	97.00	65.00	58.00	97.00	147.00	147.00	185.00	200.00	240.00	
Assessed M.Us.	**0.330**	**0.327**	**0.323**	**0.203**	**0.136**	**0.121**	**0.203**	**0.307**	**0.306**	**0.385**	**0.412**	**0.494**	**3.547**
Navsari City Div	4948.50	4951	4951.00	4951	4953.00	4953	4953.00	4953	4953.00	4953	4953.50	4948.5	
Units /HP/Month	154.00	156.00	154.00	97.00	65.00	58.00	97.00	147.00	147.00	185.00	200.00	240.00	
Assessed M.Us.	**0.770**	**0.772**	**0.762**	**0.480**	**0.322**	**0.287**	**0.480**	**0.728**	**0.728**	**0.916**	**0.991**	**1.188**	**8.426**
Load	65311.00	65403.50	65353.00	65355.00	65368.00	65370.00	65373.50	65097.00	64397.50	65277.50	64176.50	65086.50	
Units /HP/Month	924.00	936.00	924.00	582.00	390.00	348.00	582.00	882.00	882.00	1110.00	1200.00	1440.00	
Valsad Cir Total	**10.09**	**10.20**	**10.06**	**6.34**	**4.25**	**3.79**	**6.34**	**9.57**	**9.47**	**12.08**	**12.84**	**15.62**	**110.65**
Baruch Div	20787.00	20779.5	20779.50	20784.5	20784.50	20784.5	20774.50	20754.5	20764.50	20749.5	20619.00	20611.5	
Units /HP/Month	170.50	170.50	170.50	59.95	59.50	59.95	166.66	166.66	166.66	169.56	169.56	169.55	
Assessed M.Us.	**3.550**	**3.543**	**3.543**	**1.246**	**1.237**	**1.246**	**3.462**	**3.459**	**3.461**	**3.518**	**3.496**	**3.495**	**35.256**
Ankleshwar Div	20635.50	20634	20256.50	20311	20298.50	20298.5	20312.00	20312	20287.00	20287	20180.00	20205	
Units /HP/Month	170.50	170.50	170.50	59.95	59.50	59.95	166.66	166.66	166.66	169.56	169.56	169.55	1146.00
Assessed M.Us.	**3.520**	**3.518**	**3.454**	**1.218**	**1.208**	**1.217**	**3.385**	**3.385**	**3.381**	**3.440**	**3.422**	**3.426**	**34.573**
Ankl. IND Div	217.50	217.5	217.50	217.5	217.50	214.5	214.50	214.5	214.50	214.5	214.50	214.5	
Units /HP/Month	170.50	170.50	170.50	59.95	59.50	59.95	166.66	166.66	166.66	169.56	169.56	169.55	1146.00
Assessed M.Us.	**0.040**	**0.037**	**0.037**	**0.013**	**0.013**	**0.013**	**0.036**	**0.036**	**0.036**	**0.036**	**0.036**	**0.036**	**0.369**
Rajpipla Div	19482.00	19467	19464.50	19504.5	19469.50	19477.5	19469.50	19477.5	19442.50	19442.5	19457.50	19457	
Units /HP/Month	170.50	170.50	170.50	59.95	59.50	59.95	166.66	166.66	166.66	169.56	169.56	169.55	1146.00

Annexure 5

SCHEDULE ENERGY AS PER SEA DGVCL FY:2020-21 **All Figures in MWH

Month	Revision	State Generating stations	Injection from Biomass/Mini Hydro	Injection from Solar	WEG SALE	Central Sector+Mundra	Power Exchange+ Short Term Power purchase	Total AS PER SEA	AS PER GUVNL BILLS	DIFFERENCE In MWH
1		2	4	5	6	7		8	13	14=12-13
Apr-20	3	476150.106	16750.047	64134.512	128057.661	368251.794	3806.764	**1057150.88**	**1057158.12**	7.238
May-20	3	585445.163	14630.005	65525.924	207882.627	376685.237	75299.113	**1325468.07**	**1326421.58**	953.513
Jun-20	3	776635.695	16009.168	52258.252	120790.999	419911.916	17434.926	**1403040.96**	**1403211.59**	170.634
Jul-20	3	736620.289	17224.086	48055.170	142866.001	458532.607	618.471	**1403916.62**	**1405371.78**	1455.157
Aug-20	2	704168.172	3580.659	33660.376	198207.644	339146	8210.994	**1286973.38**	**1284699.13**	-2274.245
Sep-20	2	1017451.805	1356.373	49281.604	57851.615	498527	9747.024	**1634215.06**	**1634292.27**	77.203
Oct-20	3	1475979.928	1446.632	58445.947	66908.010	427118	74339.325	**2104238.27**	**2104801.07**	562.794
Nov-20	2	1077692.626	1241.019	59193.614	129219.028	355833	5070.563	**1628249.90**	**1628434.60**	184.701
Dec-20	2	1146164.032	1134.360	64551.221	122887.970	415948	29603.480	**1780289.52**	**1781471.67**	1182.155
Jan-21	3	1072043.354	1267.052	73527.259	131861.940	419083.166	81105.916	**1778888.69**	**1783442.39**	4553.703
Feb-21	3	1074096.280	1160.261	74481.930	85812.817	422675.091	162779.618	**1821006.00**	**1821336.59**	330.594
Mar-21	5	1338953.957	1224.689	88001.845	106502.108	419997.174	221434.285	**2176114.06**	**2176167.25**	53.188
TOTAL		**11481401.41**	**77024.35**	**731117.65**	**1498848.42**	**4921709.09**	**689450.48**	**19399551.40**	**19406808.04**	**7256.64**

SCHEDULE ENERGY AS PER SEA DGVCL FY:2020-21 **All Figures in Mus

Month	Revision	State Generating stations	Injection from Biomass/Mini Hydro	Injection from Solar	WEG SALE	Central Sector+Mundra	Power Exchange+ Short Term Power purchase	Total AS PER SEA	AS PER GUVNL BILLS	DIFFERENCE In Mus
Apr-20	3	476.1501	16.7500	64.1345	128.0577	368.2518	3.8068	1057.1509	1057.1581	0.0072
May-20	3	585.4452	14.6300	65.5259	207.8826	376.6852	75.2991	1325.4681	1326.4216	0.9535
Jun-20	3	776.6357	16.0092	52.2583	120.7910	419.9119	17.4349	1403.0410	1403.2116	0.1706
Jul-20	3	736.6203	17.2241	48.0552	142.8660	458.5326	0.6185	1403.9166	1405.3718	1.4552
Aug-20	2	704.1682	3.5807	33.6604	198.2076	339.1455	8.2110	1286.9734	1284.6991	-2.2742
Sep-20	2	1017.4518	1.3564	49.2816	57.8516	498.5266	9.7470	1634.2151	1634.2923	0.0772
Oct-20	3	1475.9799	1.4466	58.4459	66.9080	427.1184	74.3393	2104.2383	2104.8011	0.5628
Nov-20	2	1077.6926	1.2410	59.1936	129.2190	355.8330	5.0706	1628.2499	1628.4346	0.1847
Dec-20	2	1146.1640	1.1344	64.5512	122.8880	415.9485	29.6035	1780.2895	1781.4717	1.1822
Jan-21	3	1072.0434	1.2671	73.5273	131.8619	419.0832	81.1059	1778.8887	1783.4424	4.5537
Feb-21	3	1074.0963	1.1603	74.4819	85.8128	422.6751	162.7796	1821.0060	1821.3366	0.3306
Mar-21	5	1338.9540	1.2247	88.0018	106.5021	419.9972	221.4343	2176.1141	2176.1672	0.0532
TOTAL	0	**11481.40**	**77.02**	**731.12**	**1498.85**	**4921.71**	**689.45**	**19399.55**	**19406.81**	**7.2566**

S.E. (DSM)
DGVCL, Surat.

FY-2020-21

11 KV MBH SOLAR Units,Vill:Jantran			
MONTH	ELLIGIBLE Units KWH(Total Export)	IMPORT FROM DGVCL KWH	Net Export KWH
Apr-20	138608	683	137925
May-20	138790	729	138062
Jun-20	97405	647	96758
Jul-20	97033	652	96381
Aug-20	67957	690	67267
Sep-20	90375	692	89684
Oct-20	104054	680	103374
Nov-20	106560	685	105875
Dec-20	104510	679	103831
Jan-21	108044	645	107399
Feb-21	110684	610	110074
Mar-21	133669	647	133021
Total	**1297689**	**8039**	**1289650**

S.E. (DSM)
DGVCL, Surat.

FY - 2020 - 21

1 MW GIPCL Vill:Vastan Solar Units			
MONTH	ELLIGIBLE Units KWH(Total Export)	IMPORT FROM DGVCL KWH	Net Export for payment KWH
Apr-20	127142	555	126587
May-20	148199	495	147704
Jun-20	93045	510	92535
Jul-20	107460	600	106860
Aug-20	56805	630	56175
Sep-20	77805	555	77250
Oct-20	100560	585	99975
Nov-20	110955	555	110400
Dec-20	117105	630	116475
Jan-21	125670	615	125055
Feb-21	129448	524	128924
Mar-21	139199	583	138617
Total	**1333393**	**6836**	**1326556**

S.E. (DSM)
DGVCL, Surat.

Annexure 6

OPEN ACCESS Units FY 2020-21 DGVCL

Month	WindFarm Captive	STOA	MTOA			LTOA			Open Access MUS (STOA+MTOA+LTOA+WF)			Loss%	Loss Mus	Max Set off as per SEA
			Captive Consumer	Other than Captive Consumer	Total	Captive Consumer	Other than Captive Consumer	Total	Captive Consumer	Other than Captive Consumer	Total			
1	2	3	4	5	6=4+5	7	8	9=7+8	10=2+4+7	11=3+5+8	12	13	14=12*13	15=12-14
Apr-20	73.314	61.079	0.000	0.915	0.915	10.318	0.987	11.304	83.631	62.981	146.613	3.45%	5.058	141.555
May-20	119.795	117.072	9.653	4.003	13.656	27.638	6.998	34.636	157.086	128.074	285.160	3.90%	11.121	274.039
Jun-20	69.597	130.09	23.80	5.147	28.950	36.439	5.116	41.555	129.838	140.358	270.196	3.47%	9.376	260.820
Jul-20	78.514	156.11	37.91	7.297	45.204	41.575	0.214	41.788	157.996	163.625	321.621	3.23%	10.388	311.232
Aug-20	107.561	161.40	30.84	7.452	38.297	32.021	1.339	33.360	170.427	170.188	340.615	3.62%	12.330	328.285
Sep-20	33.927	161.10	39.53	10.194	49.727	48.168	5.904	54.072	121.628	177.202	298.830	3.43%	10.250	288.580
Oct-20	38.829	159.92	31.30	13.136	44.43	35.08	17.359	52.442	105.211	190.411	295.622	3.29%	9.726	285.896
Nov-20	73.611	100.16	55.04	16.852	71.89	55.51	2.888	58.395	184.153	119.900	304.053	3.44%	10.459	293.593
Dec-20	78.815	96.61	52.29	26.934	79.23	61.05	1.934	62.987	192.163	125.474	317.637	3.55%	11.276	306.361
Jan-21	83.091	59.27	59.24	42.243	101.479	56.967	2.819	59.786	199.295	104.333	303.628	3.52%	10.688	292.940
Feb-21	48.828	48.47	48.211	39.331	87.542	45.323	4.633	49.956	142.362	92.438	234.800	3.45%	8.101	226.699
Mar-21	58.698	48.83	53.163	36.726	89.888	45.399	4.614	50.013	157.260	90.169	247.429	3.64%	9.006	238.422
Total	**864.580**	**1300.121**	**440.980**	**210.229**	**651.208**	**495.490**	**54.804**	**550.295**	**1801.050**	**1565.154**	**3366.203**		**117.780**	**3248.424**

S.E. (DSM)
DGVCL, Surat.

Annexure 7

DAKSHIN GUJARAT VIJ CO LTD.
SURAT (O&M) CITY CIRCLE
CIN U40102GJ2003SGC042909
2nd floor, Opp. E-Space, Bhagvan Mahavir College Cross Road, VIP Road,
Vesu-Bharthana, Surat - 395 007
PH .NO.0261-2720052
e-mail: sesrt.dgvcl@gebmail.com

An ISO 9001-2000 certified

No.SCC/O&M/Tech/EXP/2022/ No 3697 Date : 30 APR 2022

By R.P.A.D.

To.

M/s. Zenith Energy Services(P) Ltd,
3rd floor, Ramky Grandiose,
Ramky Tower Complex,
Gachibowli, Hyderabad-500032.
Mo.no.8328415852.

Sub: Order for appointment of empanelled a credited Energy auditing firm (EMAEA) approved by bureau of energy Efficiency (BEE) for annual Energy audit as per regulation (CG-DL-E-08102021-230245) of GOI for F.Y 2020-21 & F.Y 2021-22 of DGVCL.

Ref: 1. Web tender no.30 SCC/O&M/Tech/EXP/22/2861 Dtd.23.03.2022
2. Your negotiation latter Dt.20.04.2022.
3. L.O.I. No: SCC/O&M/Tech/Exp/2022/3544 Dt.20.04.2022.

Dear Sir,

This is with reference to your offer and subsequent correspondence as referred above, DGVCL is pleased to place the order on you for the work of "appointment of empanelled a credited Energy auditing firm (EMAEA) approved by bureau of energy Efficiency (BEE) for annual Energy audit as per regulation (CG-DL-E-08102021-230245) of GOI for F.Y 2020-21 & F.Y 2021-22 of DGVCL." Any clause, conditions or items in your tender or acknowledgement letter which is repugnant to or inconsistent with the terms and conditions here to shall be void and of no force and effect unless specifically approved and expressly modified by the authority. You will also be deemed to be fully aware of the DGVCL's General Terms and Conditions applicable to Contract for Works and any ignorance of any of the conditions will not exempt you from liability to abide by the same.

This work order is being issued as per your offer on your quoted price as follows:

Sr No	Items/ particulars	Unit	Rate (Rs.)	Amount (Rs)
1	Carry out Energy Audit and Submission of Annual Energy Audit Report with recommendations and suggestions to BEE/GEDA with all certificates duly seal & sign by AEA as defined in BEE Rules & Regulations(CG-DL-E-08102021-230245) of GOI forFY-2020-21 & FY- 2021-22& as defined in the scope of works per BEE-Notification No.18/BEE/DISOM/2021 dated 6th Oct. 2021.	Lump sum	2,90,000	2,90,000.00
			Estimated Cost (without GST) Rs.	**2,90,000.00**

Hence, you are requested to start the work accordingly as per the scope of work and submit its report to BEE, GEDA and DISCOM within specified time limits.

1. WORK/CONTRACT SCHEDULE FOR TAKING OVER WORK:-

You are required to execute an agreement on non judicial stamp paper worth Rs.300/- with mentioning all relevant terms & condition of Clauses as per tender specification and then take up work within 30 days from the date of order.

2. COMPLETION PERIOD:-

All the works as detailed in Clause -8 (Scope of work) and will be completed within period of 30 days. Therefore, you should submit final Energy Audit detailed report within specified period only to BEE & GEDA for their acceptance. (However, it will be preferred if the timeline given by the BEE for submission is followed).

3. SCOPE OF WORK :

The Scope of Energy Audit includes conducting verification, monitoring and analysis on the use of energy in the DGVCL licensing area and submits reports.

Objective of Assignment

DGVCL intends to engage an agency to carry out the Energy Audit in DGVCL. The objective of this assignment is to carry out the Annual Energy Audit as per the prescribed formats of regulation to conduct Energy Audit in DISCOMs issued by Bureau of Energy Efficiency, Ministry of Power Government of India.

Energy Audit (for FY-2020-21 & FY- 021-22) should be carrying out in line with the Regulation of GOI (Gazette of Govt of India CG-DL-E-08102021-230245/Extraordinary/Part- 3/Section 4 published on:- Date: 7.10.2021) to Conduct EnergyAudit in DISCOMs, 2021.

Preparation of checklist/action plan for Energy Audit.

Pro-forma of Energy Audit will be shared with selected agency after the issuance of LOA. DGVCL visit should be carried out by all team members of the agency as per the team declaration in technical proposal. Energy Audit regulation, 2021, Performa's (formats) will be used for this audit. The regulations along with Performa's (formats) are enclosed as per regulation and any further required formats desired by BEE time to time.

1. Collection and Review of the energy related data of last Financial Year (FY) in the Proforma by visiting the DGVCL physically.
2. Verification of existing pattern of energy distribution across periphery of electricity distribution company.
3. Collection and verification of energy flow data of electricity Distribution Company at all applicable voltage level of distribution network (please refer energy audit regulation)
4. Collection of data on energy received and distributed by DGVCL and verifies the accuracy of data

5. Collection & analysis the data and prepare the same with report;

I. Input energy details:
   a. Collection of input energy from recorded system meter reading
   b. All the inputs points of transmission system
   c. Details provided by transmission unit
   d. Recorded meter reading at all export points [where energy sent outside the State (interstate as well as intrastate) is from the distribution system];
   e. System loading and Captures infrastructure details (i.e. no of circle, division, subdivision, feeders, DTs, & Consumers)

II. Parameters for computation of distribution losses:
   a) Details of open access, EHT sale, HT sale, LT sale and transmission losses
   b) Number of consumers category wise in each circle
   c) Consumers connected load category wise in each circle
   d) Details of billed and un-billed energy category wise of each circle
   e) Metered and un-metered details.
   f) Circle wise losses of all circles under DGVCL periphery
   g) Boundary meter details
   h) Energy Cost and Tariff data
   i) Source of energy Supply (e.g. electricity from grid or self-generation), including generation from renewable;
   j) Energy supplied to Open Access Consumers which is directly purchased by Open Access Consumers from any supplier other than electricity Distribution Company.

III. Monitoring and verifications of input energy and consumption pattern at various voltage levels

IV. Identify the areas of energy leakage, wastage or inefficient use;

V. Identify high loss-making areas/networks, for initiating target based corrective action;

VI. Identify overloaded segments of the network for necessary capacity additions.

VII. Computation of agriculture consumption (approved by SERC)

VIII. Methodology for loss computation various losses.

IX. Computation of Average Billing Rate (ABR)
   a) Total revenue billed category wise.
   b) Category wise ABR with tariff subsidy.
   c) Category wise ABR without tariff subsidy.

X. Collection Efficiency (Category wise) and computation of AT&C loss.

6. Observe and compile various Energy Conservation (ENCON) options implemented by the DGVCL and prepared report containing details of expenditure made by DC along with saving and payback period.

7. Recommendations to facilitate energy audit, energy accounting and improve energy efficiency

8. Study the details of loss/gain of DGVCL, analysis of Average Cost of Supply (ACS) and Average Revenue realized (ARR) gap, details of energy charges/Power purchase cost along with the financial analysis.

9. Current System Metering Status at various voltage level of DGVCL
   - Status of Functional meters for all consumers, transformers and feeders.
   - Status of default meters (non-functional meters) for all consumers, transformers and feeders

10. Current status of pre-requisites mentioned in regulations (Please refer energy Accounting regulation).

11. Copies of relevant authentic and certified documents should support the report. Each document should be sealed and signed by DGVCL authorized representative as well as by agency's AEA.

12. Prepare final report of DGVCL as per the scope of work and as per the regulation of Energy Audit, 2021, in a standard format duly indexed, covering profile of the unit and its details of energy related data w.r.t DGVCL Sector, analytical & Statistical details and any other relevant information.

Empanelled Accredited Energy Auditor (EmAEA)

The EmAEA is responsible for Energy audit of energy consumption norms and standards (percentage of Transmission and Distribution losses for DISCOM sector) for DISCOMs with subsequent attributes.

1. The EmAEA is responsible for ensuring that the systems and processes adopted by the DGVCL for computation/determination of percentage of Transmission and Distribution losses in FY2020-21 & 2021-2022 in Sector Specific Pro- forma along and information protocol have been maintained in conformity with the various notifications and information provided by BEE/SDA from time to time.

2. EmAEA is required to perform different roles such as technical review of computation/determination of percentage of Technical and Commercial losses methodologies, system variability's and their impact on loss reduction, and on issues including application of statistical methods and finally performance of verifications including integrity of data.

3. The accredited energy auditor shall independently evaluate each activity undertaken by the DGVCL for Annual energy audit purpose (percentage of Technical and Commercial losses for DISCOMs) and ensure that they meet with the requirements of above regulation.

4. The accredited energy auditor, in order to assess the correctness of the information provided by the DGVCL regarding the for Annual energy audit purpose (percentage of Technical and Commercial losses for DISCOMs) shall:

   a. Apply standard auditing techniques approved by BEE;
   b. Follow the rules and regulation framed under the Act & above regulation;
   c. Integrate all aspects of verification, and certification functions;

d. Make independent technical review of the opinion and decision of the verification team; also take into consideration, a situation where a particular activity may or may not form part of the activities related for Annual energy audit purpose (percentage of Technical and Commercial losses for DISCOMs), and the procedure for the assessment shall include, -

a. Document review, involving

i. Review of data and its source, and information to verify the correctness, credibility and interpretation of presented and required information with source of Data as desired by BEE under above regulation ;

ii. Cross checks between information provided in the audit report and if comparable information is available from sources other than those used in the audit report, the information from those other sources and independent background investigation;

b. **follow up action, involving**.

I. Site visits, interviews with personnel responsible in the DGVCL area of operation;

II. Cross-check of information provided by interviewed personnel to ensure that no relevant information has been omitted or, over or under valued;

III Review of the application of formulae and calculations, and reporting of the findings in the verification report.

5. The accredited energy auditor shall report the results of his assessment in a verification report and the said report shall contain,

a. The summary of the verification process, results of assessment and his opinion along with the supporting documents;

b. Broad assessment of the activities/ projects undertaken by the DCs for the purpose of compliance with their energy consumption norms and standards (percentage of Technical and Commercial losses for DISCOMs).

c. The details of Annual Energy Audit carried out in order to arrive at the conclusion and opinion, including the details captured during the Annual Energy Audit and conclusion relating to compliance with energy consumption norms and standards (percentage of Technical and Commercial losses for DISCOMs), increase or decrease in percentage of Technical and Commercial losses.

6. The accredited energy auditor shall report the results of his assessment in verification report as specified under the regulation and the said report shall contain,

6(A) Discussion and Analysis—

(i) Energy accounts for previous years (Discussion and data in tabular format)

(ii) Energy accounts and performance in the current year (% losses – aggregate, voltage-wise and category-wise, division-wise, feeder and DT wise):

(iii) Unit-wise performance

(iv) Energy Conservation measures already taken and proposed for future

(v) Critical analysis by Energy Auditor

(vi) Inclusion and Exclusions

(vii) Detailed Formats to be annexed 6. Notes of the EA/EM along with queries and replies to data gaps.

6(B) Annexures—to be accompanied with the Report—

(i) Introduction of Verification Firm.
(ii) Minutes of Meeting with the DGVCL team
(iii) Check List prepared by auditing Firm.
(iv) Brief Approach, Scope & Methodology for audit
(v) Infrastructure Details
(vi) Electrical Distribution System
(vii) Power Purchase Details
(viii) Line Diagram (SLD)
(ix) Category of service details (With Consumer and voltage-wise)
(x) Detailed Formats to be annexed
(xi) List of documents verified with each parameter
(xii) Brief Description of Unit
(xiii) List of Parameters arrived through calculation or formulae with list of documents as source of data

7. EmAEA to prepare a Annual Energy Audit report as per reporting template to be provided by BEE. The Energy audit report must be structured as specified bellow.

(1) The structure of annual energy audit report shall be prepared in the format as set out in the Second Schedule.
(2) It shall be mandatory to record the energy supplied separately for each category of consumers which is being provided a separate rate of subsidy in the tariff, by the State Government, so that the subsidy due for the electricity distribution company is quarterly calculated by multiplying the energy supplied to each of such category of consumers by the applicable rate of subsidy notified by the State Government.
(3) The annual energy audit report shall—
(a) Provide for monitoring of input energy and consumption pattern at various voltage levels;
(b) Identify the areas of energy leakage, wastage or inefficient use;
(c) Identify high loss-making areas and networks, for initiating target based corrective action; and
(d) Identify overloaded segments of the network for necessary capacity additions.
(4) The accredited energy auditor shall highlight the strengths and weaknesses of the electricity distribution company in the management of energy and energy resources inthe annual energy audit report and recommend necessary action to improve upon method of reporting data, energy management system in detail along with their underlying rationale.
(5) The accredited energy auditor shall sign the energy audit report under the seal of its firm giving all the accreditation details along with details of manpower employed in conducting the annual energy audit.

8. EmAEA to resolve errors, omissions, or misrepresentations in the data/records/ calculations in consultation with the DGVCL prior to completing the Annual Energy Audit report.
9. EmAEA to resolve calculation errors in the Sector Specific Pro-forma in consultation with the BEE prior to completing the Annual Energy Audit report.
10. The record of interaction, if any, between the accredited energy auditor and the designated consumer as well as any change made in his assessment because of the clarifications, if any, given by the designated consumer.

11. The successful bidder should fulfil all required data and submission as desired by BEE.

Obligation of Empanelled Accredited Energy Auditor

1. For the work of Annual Energy Audit report and, the Accredited Energy Auditor (AEA) shall constitute a team comprising of a team head and other members including experts.
2. The AEA shall ensure that persons selected as team head and team members must be independent, impartial and free of potential conflict of interest in relation to activities likely to be assigned to them for Annual Energy Audit as per the above regulation.
3. The AEA shall have formal contractual conditions to ensure that each team member of Annual Energy Audit teams and technical experts act in an impartial and independent manner and free of potential conflict of interest.
4. The AEA shall ensure that the team head, team members and experts prior to accepting the assignment inform him about any known, existing, former or envisaged link to the activities likely to be undertaken by them regarding Annual Energy Audit as per the above regulation.
5. The AEA must have documented system for determining the technical or financial Competence needed to carry out the functions of Annual Energy Audit and in determining the capability of the persons, the Accredited Energy Auditor shall consider and record among other things the following aspects, namely:

a. Complexity of the activities likely to be undertaken;
b. Risks associated with each project activity;
c. Technological and regulatory aspects;
d. Size and location of the designated consumer;
e. Type and amount of field work necessary for the Annual Energy Audit as per the above regulation.

6. The AEA shall have documented system for preparing the plan for Annual Energy Audit and functions and the said plan shall contain all the tasks required to be carried out in each type of activity, in terms of man days in respect of designated consumers for the purpose of Annual Energy Audit.

7. The AEA shall provide in advance the names of the Annual Energy Audit team members and their bio data to the DGVCL concerned.

7 (A) The AEA shall provide the Annual Energy Audit with the relevant working documents indicating their full responsibilities with intimation to the DGVCL.for documented procedures to integrate all aspects of Annual Energy Audit as per above regulation;

8. The AEA shall conduct independent review of the opinion of Annual Energy Audit team and shall form an independent opinion and give necessary directions to the said team if required.

9. In preparing the Annual Energy Audit reports, the AEA shall ensure transparency, Independence and safeguard against conflict of interest.

10. The AEA shall ensure the confidentiality of all information and data obtained or created during the Annual Energy Audit report.

11. After completion of the Annual Energy Audit, the AEA shall submit the Annual Energy Audit reports in prescribed formats of BEE as per regulation.

Time Frame

The Time period will be count from the issuing of LOA. Time period of

1) Carryout Annual Energy Audit for FY-2020-21 and to be submission to BEE within 30 days from LOA. (Submission of reports must be in Three Copy to this office and single hard/soft copy as desired by BEE)

2) Carryout Annual Energy Audit for FY-2021-22 and to be submitted on or before 31.07.2022 to BEE and if Annual audited final account figure is not available within time with DGVCL and GUVNL then this submission to BEE will be consider as provisional Annual Energy Audit report and then after on receiving audited final account figure, final Annual Energy audit report must be submitted to BEE within 30 days from final account audit date. (Submission of reports must be in Three Copy to this office and single hard/soft copy as desired by BEE).

4. PAYMENT TERMS & CONDITION:-

a) The payment shall be released only after the confirmation of acceptance of Security Deposit by the order placing authority.

b) Payment will be made as follows.

Sr No	Work Requirement	Payment Term	Remarks
1	After dully submission of Annual Energy Report for FY-2020-21 to BEE in their Prescribed formats in time limit. Submission of compliance report and final submission of all formalities of Annual Energy Report for FY-2020-21 to BEE in their Prescribed formats any change /addition/ alterations etc in reporting formats by BEE time to time and submission of confirmation letter from BEE for satisfactory submission and completion of audit report in time limit.	45% Payment	
2	Satisfactory submission of any compliance desired by BEE after/within One year from date of above submission of compliances and completion of all formalities of Annual Energy Report as desired by BEE.	5% Payment	
3	After dully submission of Annual Energy Report for FY-2021-22 to BEE in their Prescribed formats in time limit. Submission of compliance report and final submission of all formalities of Annual Energy Report for FY-2021-22 to BEE in their Prescribed formats and any change/addition/ alterations etc in reporting formats by BEE time to time and submission of confirmation letter from BEE for satisfactory submission and completion of audit report in time limit.	45% Payment	
4	Satisfactory submission of any compliance desired by BEE after/within One year from date of above submission of compliances and completion of all formalities of Annual Energy Report as desired by BEE.	5% Payment	

c) The contractor shall not be entitled to claim any interest upon arrears or balances to be paid by DGVCL to the contractor during the contract period or after completion of contract period.

d) Contractor shall be required to submit No objection certificate given by Energy Manager to the Office of The C.E(O&M),DGVCL, Corporate Office, Surat.

e) The bills shall be submitted to **The C.E.O & S.E (O&M), DGVCL, Surat City Circle Office, 2nd floor, Opp. E-Space, Bhagvan Mahavir College Cross Road, VIP Road, Vesu-Bharthana, Surat - 395 007, Surat.**

f) The payments are generally released within 45 days of receipts of bill complete in all respect. No interest will be paid for day payments.

5. <u>SECURITY DEPOSIT:</u>

As per tender condition of the Company, you have paid the 5% of security deposit of the order value i.e. **Rs.14,500/-** (Fourteen Thousand five hundred only) at Surat City Circle office vide Receipt No. receipt no.**DG60020220493 on dtd.29.04.2022**.The security deposit will be refunded only after the completion of 6 Month.

(P.G.Patel)
C.E.O.& S.E. (O&M),
DGVCL, C.O. SURAT CITY.

Copy to FWCs to:

1. The Chief Engineer (O&M),DGVCL, Corporate Office, Kapodra, Surat.
2. The Chief Engineer (IT),DGVCL, Corporate Office, Kapodra, Surat.
3. The Addl. Chief Engineer(C&R),DGVCL, Corporate Office, Kapodra, Surat.

Copy to:

1. The E.E. (Tech), Surat City Circle Office Surat
[for creating P.o. & recording the bills, creating release/ receipt as per the norms]

Annexure 8

(3) Distribution Transformer(DT) Metering (AT 6.6/.4KV or 0.215KV,11/0.4Kv or 0.215KV,22/0.4Kv or 0.215KV,33/0.4KV or 0.2KV, etc,Please select the Voltage category applicable and provide details voltage wise)

SI NO	Type of DT location-Rural, Urban or Mixed #	DT Voltage #	NO OF DTs	TOTAL NOS. OF METERS PROVIDED	% METERING COMPLETED	REMARKS (Nos of Defective/ Nos of Prepaid meters meters included etc
Col-1	Col-2	Col-3	Col-4	Col-5	Col-6	
1	RURAL	11/0.4Kv	127489	127489	100.00%	0
2	RURAL	22/0.4Kv	1296	1296	100.00%	0
3	URBAN	11/0.4Kv	53063	53063	100.00%	0
4	URBAN	22/0.4Kv	8776	8776	100.00%	0
	TOTAL		190624	190624	100.00%	0

Additional Chief Engineer (C&R)
DGVCL, SURAT.

Annexure 9

Performance Summary of Electricity Distribution Companies			
1	Period of Information Year of (FY) information including Date and Month (Start & End)	1st Apr, 2020 - 30 th March, 2021	
2	**Technical Details**		
(a)	**Energy Input Details**		
(i)	Input Energy Purchase (From Generation Source)	Million kwh	19409.42
(ii)	Net input energy (at DISCOM Periphery after adjusting the transmission losses and energy traded)	Million kwh	22780.87
(iii)	Total Energy billed (is the Net energy billed, adjusted for energy traded))	Million kwh	21063.66
(b)	Transmission and Distribution (T&D) loss Details	Million kwh	1717.21
		%	7.54%
	Collection Efficiency	%	105%
(c)	Aggregate Technical & Commercial Loss	%	3%

I/We undertake that the information supplied in this Document and Pro-forma is accurate to the best of my knowledge and if any of the information supplied is found to be incorrect and such information result into loss to the Central Government or State Government or any of the authority under them or any other person affected, I/we undertake to indemnify such loss.

Authorised Signatory and Seal

Signature:-

Name of Energy Manager*: Mr. Bhavesh D. Patel

Registration Number: EA-17573

Name of Authorised Signatory Mr. H R Shah

Name of the DISCOM: Dakshin Gujarat Vij Company Ltd

Full Address:- "URJA SADAN" Corporate Office, N.V Road, Kapodara Char Rasta, Surat-395006

Seal

Chief Engineer (O&M)
Dakshin Gujarat Vij Co. Ltd.
Corporate Office : SURAT.

R. GOPALA KRISHNA
Accredited Energy Auditor
(B E E) EA-0432, AEA-0123

Annexure 10

Details of Division Wise Losses (See note below**)

Division Wise Losses

Period From 2020 To 2021

S.No	Name of circle	Circle code	Name of Division	Consumer category	No of connection metered (Nos)	No of connection Un-metered (Nos)	Total Number of connections (Nos)	% of number of connections	Connected Load metered (MW)	Connected Load Un-metered (MW)	Total Connected Load (MW)	% of connected load	Input energy (MU)	Billed energy (MU): Metered energy	Billed energy (MU): Unmetered/ assessment energy	Billed energy (MU): Total energy	% of energy consumption	T&D loss (MU)	T&D loss (%)	Billed Amount in Rs. Crore	Collected Amount in Rs. Crore	Collection Efficiency	AT & C loss (%)
					Consumer profile								Energy parameters					Losses		Commercial Parameter			
Sub-total					0	0	0	100%	0	0	0	100%	0	0	0	0	100%	0	0%	0	0	0.00%	100%
76	Total			Residential	2709202	0	2709202	79%	3088.4573	0	3088.45733	27%	22780.86941	3420.89666	0	3420.89666	16%	1717.213	8%	2423.14233	2553.70232	105.39%	
				Agricultural	157106	42961	200067	6%	941.4943	242.3315	1183.8258	10%		549.453094	413.913253	963.366347	5%			86.4569509	87.7745102	101.52%	
				Commercial/Industrial-LT	460389	0	460389	13%	3293.8758	0	3293.87584	29%		4550.170496	0	4550.170496	22%			3714.76214	4155.8648	111.87%	
				Commercial/Industrial-HT	4442	0	4442	0%	3520.8366	0	3520.83664	31%		11723.37517	0	11723.37517	56%			9908.17331	10452.7058	105.50%	
				Others	69333	0	69333	2%	349.54782	0	349.54782	3%		399.292085	6.555275	405.84736	2%			640.759503	360.359918	56.24%	
77	At company level				3400472	42961	3443433	100%	11194.212	242.3315	11436.54343	100%	22780.86941	20643.1875	420.468528	21063.65603	100%	1717.213	8%	16773.2942	17610.4074	104.99%	3%

** Note - It shall be mandatory to record the energy supplied separately for each category of consumers which is being provided a separate rate of subsidy in the tariff, by the state government, so that the subsidy due for the electricity distribution company is quarterly calculated by multiplying the energy supplied to each of such category of consumers by the applicable rate of subsidy notified by the state government.

Color code	Parameter
	Please enter name of circle
	Please enter circle code
0	Please enter numeric value or 0
	Formula protected

I/We undertake that the information supplied in this Document and Pro-forma is accurate to the best of my knowledge and if any of the information supplied is found to be incorrect and such information result into loss to the Central Government or State Government or any of the authority under them or any other person affected, I/we undertake to indemnify such loss.

Authorised Signatory and Seal

Signature:-

Name of Authorised Signatory: Mr. H R Shah

Name of Energy Manager: Mr. Bhavesh D. Patel

Registration Number: EA-17573

Name of the DISCOM: D.G.V.C.L

Full Address:- "URJA SADAN" Corporate Office, N.V. Road, Kapodara char Rasta, Surat - 395006

Seal

Chief Engineer (O&M)
Dakshin Gujarat Vij Co. Ltd.
Corporate Office : SURAT.

R. GOPALA KRISHNA
Accredited Energy Auditor
(B E E) EA-0432, AEA-0123

Annexure 11

B. Meter reading of Input energy at injection points

S.No	Zone	Circle	Voltge Level (KVA)	Division (KVA)	Sub-Division (KVA)	Feeder ID	Feeder Name	Feeder Metering Status (Metered/ unmetered/ AMI/AMR)	Status of Meter (Functional/Non-functional)	Metering: Date of last actual meter reading/ communication	Feeder Type (Agri/ Industrial/ Mixed)	Status of Communication: % data received through automatically if feeder AMR/AMI	Status of Communication: Number of hours when meter was unable to communicate in period	Status of Communication: Total Number of hours in the period	Period from...to...: Meter S.No	Period from...to...: CT/PT ratio	Period from...to...: Import (MU)	Period from...to...: Export (MU)	Sales	Remarks (Source of data)
B.2581		BHARUCH O&M CIR	220KV	BHRAUCH O & M DI	DAHEJ O&M S/DI	102803	220KV P-LNG FDR I & II				EHT						288075000			
B.2582		BHARUCH O&M CIR	220KV	BHRAUCH O & M DI	DAHEJ O&M S/DI	170902	220KV CHINA STEEL				EHT						20820000			
B.2583		BHARUCH O&M CIR	220KV	BHRAUCH O & M DI	DAHEJ O&M S/DI	170903	220KV GNFC				EHT						86128000			
B.2584		BHARUCH O&M CIR	220KV	BHRAUCH O & M DI	DAHEJ O&M S/DI	170907	220KV MRF				EHT						1984900			
B.2585		BHARUCH O&M CIR	220KV	ANKLESHWAR IND.	ANKLESHWAR IN	103201	220KV REMI METAL (NEW)				EHT						10320000			
B.2586		SURAT CITY CIRCLE	220	PIPLOD DIVISION	PIPLOD DIVISION	139601	220 KV MORA(L&T)				EHT						9613525			
B.2587		SURAT CITY CIRCLE	220	PIPLOD DIVISION	PIPLOD DIVISION	128901	220 KV L&T(SSHF)-1				EHT						23595150			
B.2588		SURAT CITY CIRCLE	220	PIPLOD DIVISION	PIPLOD DIVISION	21402	220 KV RELIANCE				EHT						3642000			
B.13401	Total (MU)																22780869407.00	0.00		
B.13402	Net input energy at DISCOM periphery (MU)																22780869407.00			

Color code			Parameter
			Please enter voltage level or leave blank
			Please enter feeder id and name or leave blank
			Enter meter no or leave blank
			Enter CT/PT ratio or leave blank
0			Please enter numeric value or 0
			Please select yes or no from list
			Formula protected

I/We undertake that the information supplied in this Document and Pro-forma is accurate to the best of my knowledge and if any of the information supplied is found to be incorrect and such information result into loss to the Central Government or State Government or any of the authority under them or any other person affected, I/we undertake to indemnify such loss.

Authorised Signatory and Seal

Name of Authorised Signatory: Mr. H.R. Shah
Name of the DISCOM: D.G.V.C.L
Full Address:- Surat

Chief Engineer (O&M)
Dakshin Gujarat Vij Co. Ltd.
Corporate Office : SURAT.

Seal

Signature:-
Name of Energy Manager*: Mr. Bhavesh D. Patel
Registration Number: EA-17573

R. GOPALA KRISHNA
Accredited Energy Auditor
(B E E) EA-0432, AEA-0123

Annexure 12

COMPANY	CIRCLE	DIVISION	SUB-DIVISION	SUB-STATION	FEEDER	GEOURJA-ID
DGVCL	Surat-Rural	Surat-Rural	Sayan	DELAD	OM	20525

3.72	1.98	57	8589	0	546
HT Length (KMS)	LT Length (KMS)	TRANSFORMER (NOS)	TRANSFORMER (KVA)	HT CONSUMERS (NOS)	LT CONSUMERS (NOS)

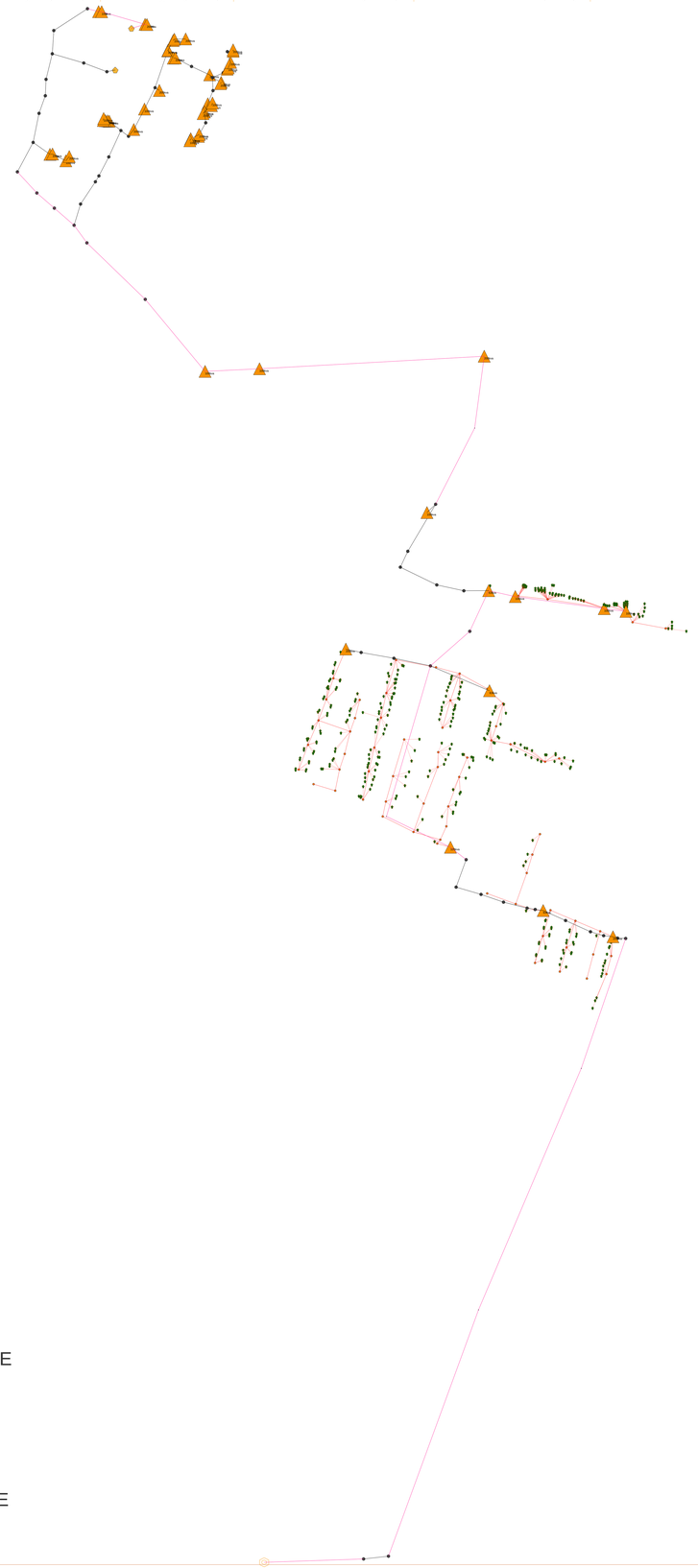

HT NETWORK

- GENTRY
- POLE
- TRANSFORMER
- SWITCH
- FUES
- CTPT
- RMU

HT LINE

- OH LINE
- UG LINE
- HT SERVICE LINE
- HT CONSUMER
- LT POLE
- LT LINE
- LT CONSUMER
- LT SERVICE LINE